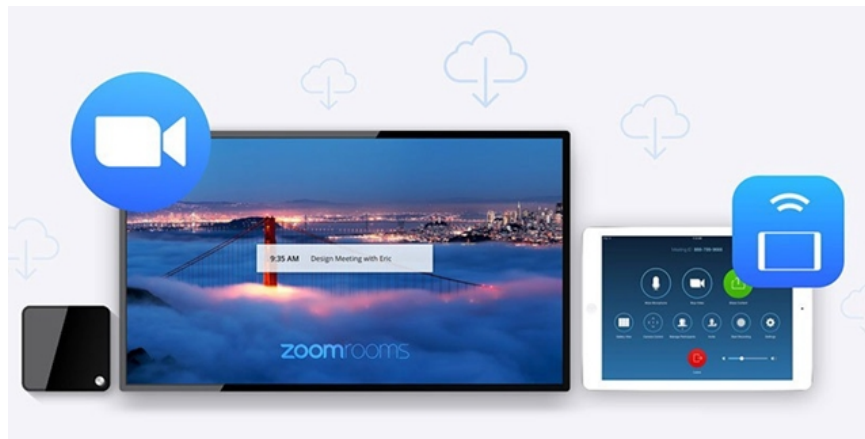


Zoom: A good choice for creating free Online classrooms with more features than Google Classroom

With Zoom, you can do more than Google Classroom.

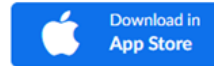
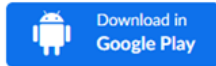
Previous article we have come together to learn Classroom, a multi-platform Online learning space service from Google. However, Google Classroom still has some disadvantages that make it a bit difficult to use. Therefore, if you want to find an alternative solution, Zoom will meet you.



Provided free and cross-platform, Zoom outperforms the Google Classroom by limiting classroom creation, as well as unlimited participants. So how to use Zoom, please refer to the following.

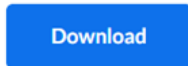
Controllers for Zoom Rooms

Install the Controller software to the iPad, Android or Windows Tablet used to control Zoom Room meetings in your conference room.



Zoom Plugin for Skype for Business

The Zoom Plugin for Lync has been renamed to Zoom Plugin for Skype for Business. This plugin lets you to start Zoom instant meetings and invite contacts directly from Skype.



Version 4.8.13207.1127

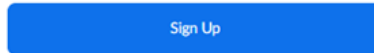


To get started, visit the Zoom homepage at " zoom.us/download " and download the version of Zoom that fits your operating system. Then click SIGN UP, IT'S FREE to register an account.

Sign Up Free

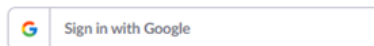
Your work email address

Zoom is protected by reCAPTCHA and the [Privacy Policy](#) and [Terms of Service](#) apply.



By signing up, I agree to the [Privacy Policy](#) and [Terms of Service](#).

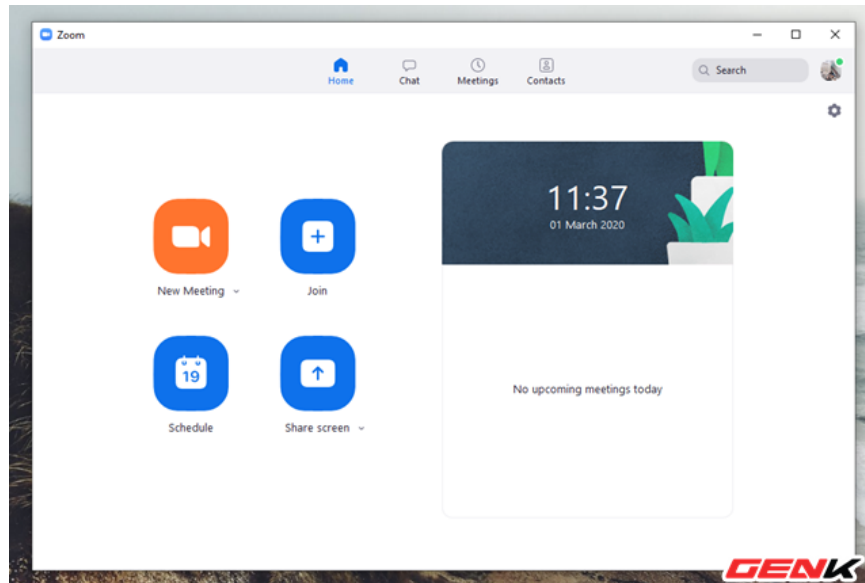
OR



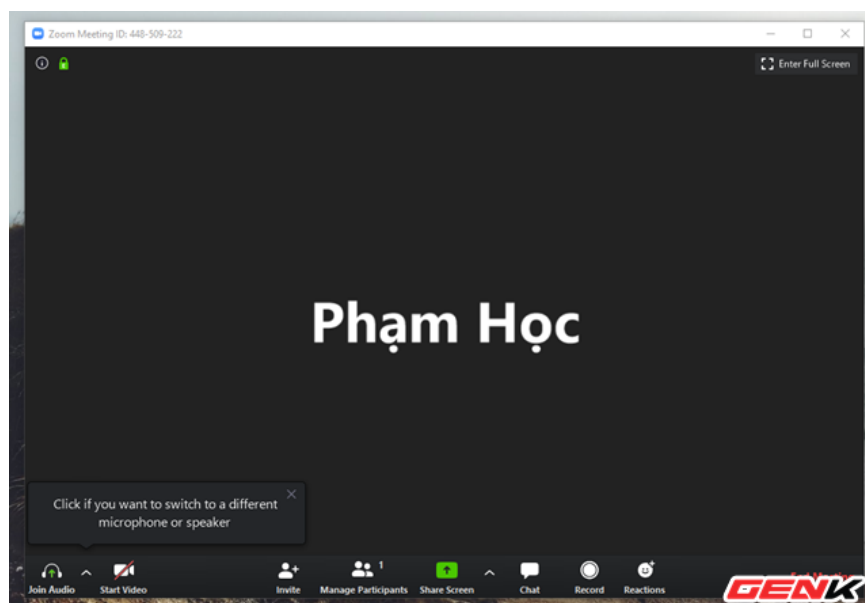
Already have an account? [Sign in.](#)



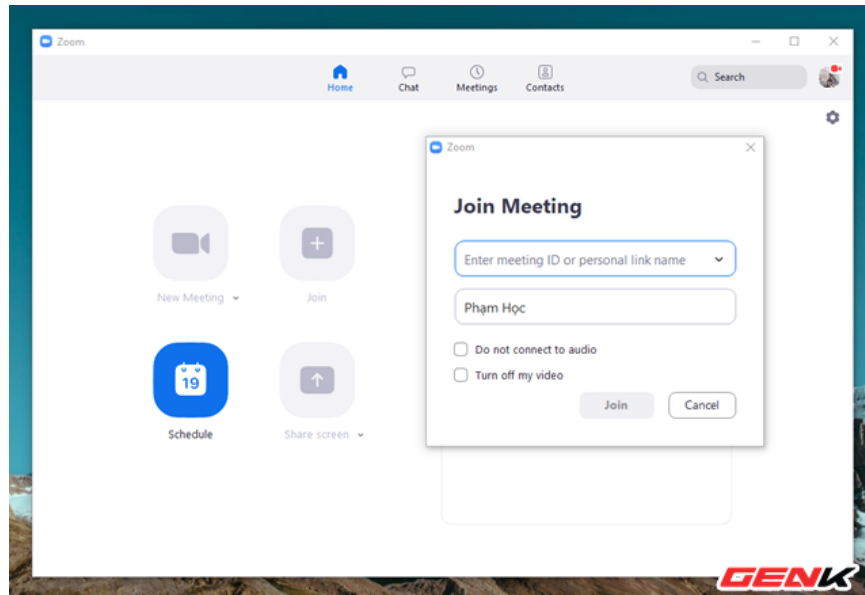
The registration is quite simple or you can use your Facebook or Google account to link the login.



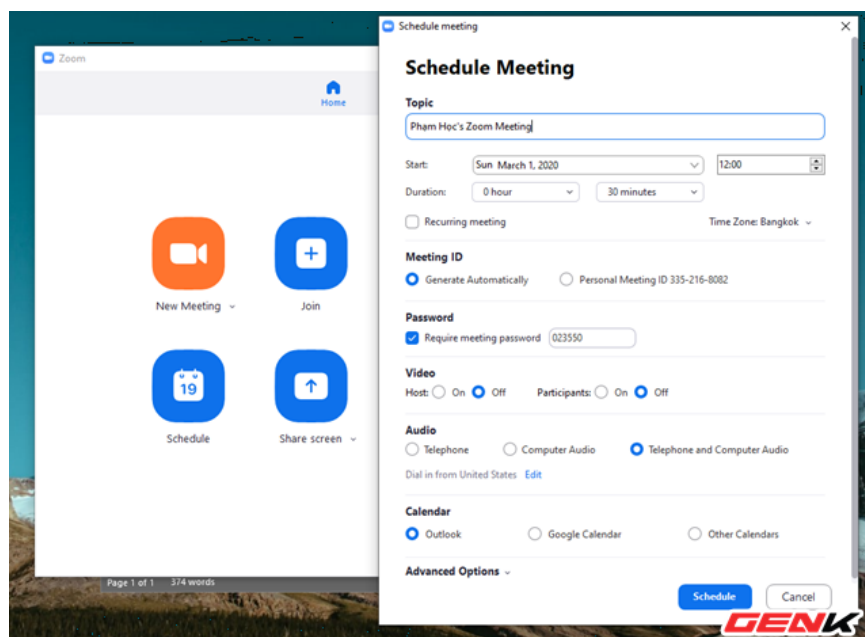
After completing the registration, launch the previously installed Zoom software and log in. The main interface of Zoom will appear with the four function tabs above, including Home (homepage), Chat (chat interface), Meetings (meeting interface, online learning) and Contacts (list of addresses) contacts that you have added). Accompanied by 04 feature options that Zoom provides.



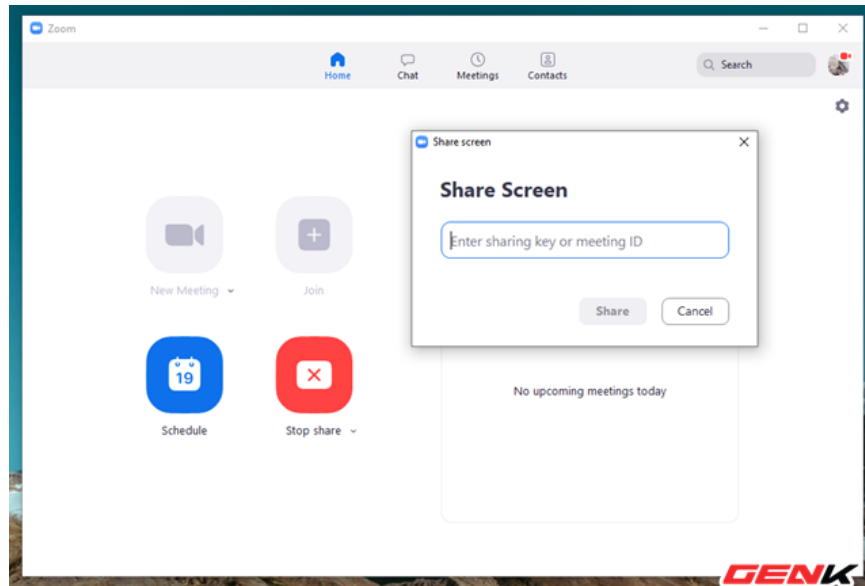
New Meeting provides the ability to create classrooms, online with options for real-time recording and recording. There are quite a number of functional options that make it easy and convenient to interact.



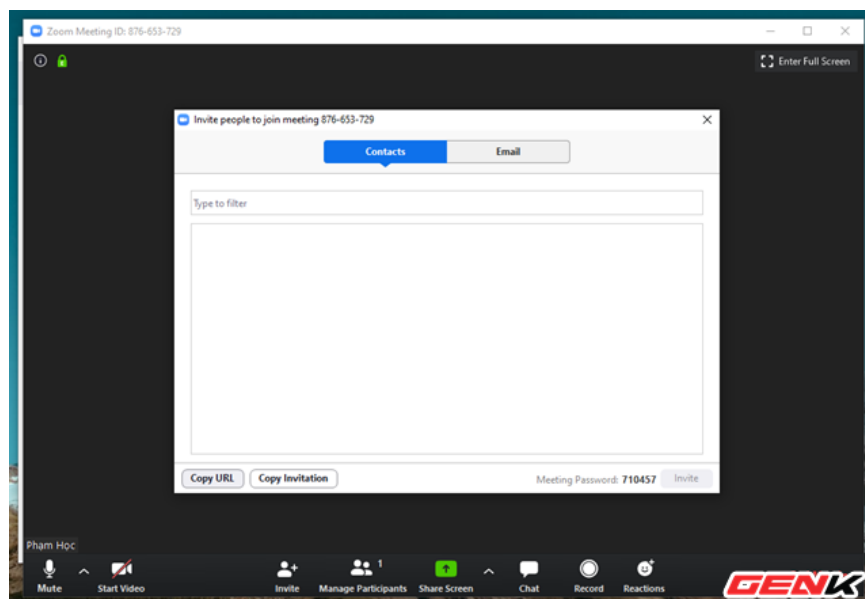
Join is a feature that allows users to proceed to participate in the lesson, where it is happening with the room ID, username, etc.



Schedule provides the option to schedule, manage the time for the lessons or in the future.



Share Screen offers a quick option to share your computer screen with others in the classroom, where it is taking place.



To invite teachers or students to join the classroom, click Invite in the classroom view. Then click Copy URL and send to those you want to invite to join. Participants also need a user account.

Note that when joining a classroom on Zoom, the audio and webcam work.

Great is not it?

You finished reading the article "**Zoom: A good choice for creating free Online classrooms with more features than Google Classroom**" edited by the [TipsMake](#) team. We hope this article has provided you with many useful tech tips and tricks. You can search for similar articles on tips and guides. Thank you for reading

and for following us regularly.
