

You can still upgrade to Windows 10 for free thanks to the following 3 ways

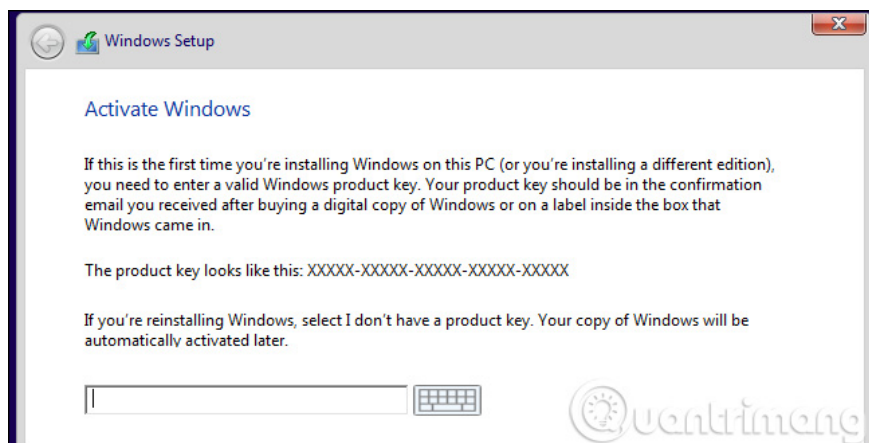
Microsoft has stopped offering free Windows 10 upgrades, but the free Windows 10 copy is still available. There are a number of ways users can still get Windows 10 for free without using a pirated license such as installing Windows 10 with a Windows 7 or 8 key or installing Windows without a key.

Microsoft has stopped offering free Windows 10 upgrades, but the free Windows 10 copy is still available. There are a number of ways users can still get Windows 10 for free without using a pirated license such as installing Windows 10 with a Windows 7 or 8 key or installing Windows without a key, it will work well, except A small watermark reminds users to buy copyright. This article will show you how to upgrade Windows 10 for free.

1. Instructions to upgrade to Windows 10 from Windows 7/8 / 8.1

Provide key Windows 7, 8 or 8.1

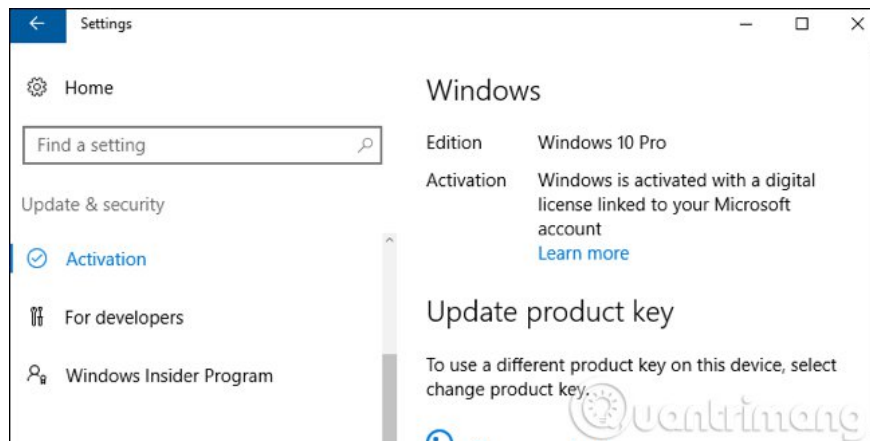
Although it is no longer possible to use the " **Get Windows 10** " tool to upgrade from Windows 7, 8 or 8.1, users can still download Windows 10 installation media from Microsoft and then provide a Windows key. 7, 8, or 8.1 when installing it.



Windows will contact Microsoft activation servers and confirm the key for the previous version of Windows is real. And after confirmation, Windows 10 will be installed and activated on your computer. The computer has a "digital license" and you can continue to use and reinstall Windows 10 on it in the future. If you go to **Settings> Update & security> Activation** after installing Windows this way, you will see words like " **Windows is activated with a digital license** '(Windows is activated with a digital license)".

There is no information that Microsoft will block this method in the future, but it still works right now. Even if Microsoft blocks this tool in the future, your computer will hold a digital license and Windows 10 will still work.

Reinstall Windows 10 if upgraded

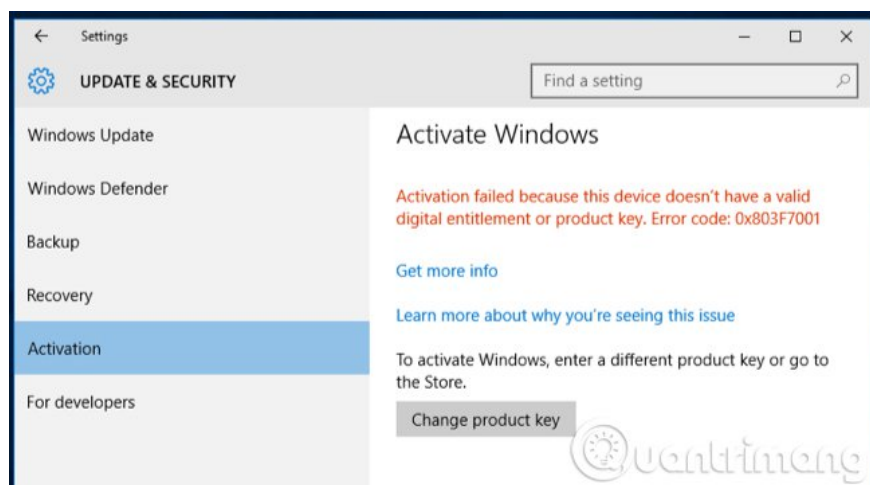


If you have used any free upgrade program such as the initial free upgrade in the first year, Accessibility package or Windows 10 installation and provide the key for a pre-qualified Windows version, you still have You can continue to receive Windows 10 for free on the same hardware.

To do this, simply download the Windows 10 installation media and install it on your computer. Do not provide any key during installation, it will automatically activate after contacting Microsoft servers.

However, you can only do this if you have upgraded to Windows 10, but you can continue to install Windows 10 for free on the same computer in the future, even if replacing the hard drive or other components. . New activation wizard in Anniversary Update Windows 10 update will even help users troubleshoot hardware changes and recombine the digital license with the correct computer.


Ignore key and trigger alert



This is the real secret: Users do not need to provide a software key to install Windows 10. You can download the Windows 10 installation media from Microsoft and install it on PC, in Boot Camp on the computer. Mac or in a virtual machine without providing software keys. Windows will continue to function normally and you can do whatever you want.

Windows 10 will continue to prompt the user to activate it and will not allow any options to be changed in **Settings> Personalization** . If you do not want to install on the main computer, you can set up on a virtual machine, check Windows 10 on a personal computer, or install Windows 10 in Boot Camp. You may even have to pay to upgrade to a legal version of Windows 7, activating from within Windows 10 system has not been activated after installing it.

This is not a Microsoft-approved technique in its tutorial, but they have been specifically designed for Windows to work this way. If Microsoft does not want people to do this, it can change Windows to prevent this in the future. But Windows has worked this way for years. This even works with Windows 7.



You can also visit the Microsoft website and download the 90-day evaluation version of Windows 10 Enterprise. It will continue to work for 90 days, about three months and is designed for rating organizations.

This review comes with additional features built into Windows 10 Enterprise, so it is also a convenient way to test Enterprise features. However, you can upgrade any version of Windows 10 to the Enterprise version if you have a key.

Unfortunately, other free services such as the Accessibility package from Microsoft are out of date. But the above methods can also help you get Windows 10 for free.

Of course, you can also just buy a new computer that comes with Windows 10. It's not really free because the manufacturer has to pay for the Windows license. However, if you want to upgrade from Windows 7, 8 or 8.1, you will need to buy a new computer with Windows 10 for a few hundred dollars instead of having to spend \$ 120 on a Windows 10 Home license to upgrade level an old computer. PC manufacturers get a good deal and pay less with normal Windows users.

See more:

1. How to uninstall or upgrade Product key on Windows 10
2. Instructions on how to upgrade from Windows XP to Windows 8
3. Instructions for upgrading from Windows 10 32-bit to 64-bit

You finished reading the article "**You can still upgrade to Windows 10 for free thanks to the following 3 ways**" edited by the [TipsMake](#) team. We hope this article has provided you with many useful tech tips and tricks. You can search for similar articles on tips and guides. Thank you for reading and for following us regularly.
