

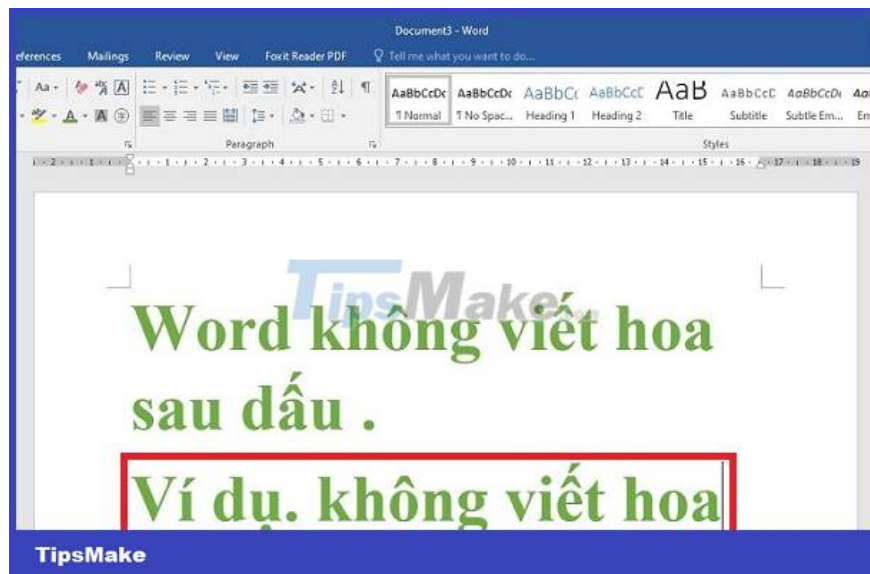
Word error does not capitalize after a period and how to fix it effectively

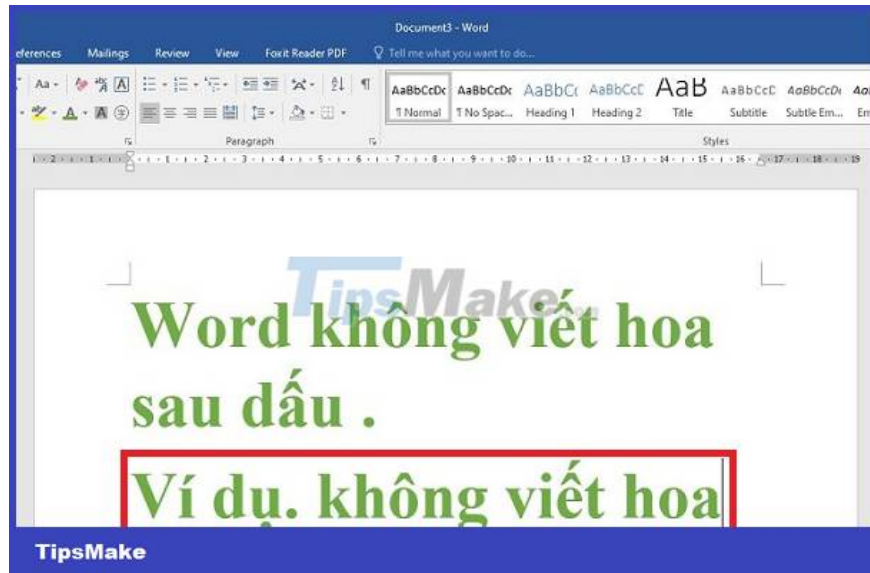
The error of Word not capitalizing after a period brings you a lot of trouble during the editing process? TipsMake has revealed each step to fix it

The error of Word not capitalizing after a period brings you a lot of trouble during the editing process? TipsMake has searched and revealed each step to effectively fix this problem in the article. Click and read now!

Normally, during the editing process with Word, when you finish typing a period and space it out, the next letter will automatically be capitalized. Certainly this feature is very convenient for users. But there are also those who cannot enjoy this utility because of 'error in Word not capitalizing after a period '.

Rub! Not only you but also countless others have the same problem. The following are detailed instructions to help you fix this situation as follows.





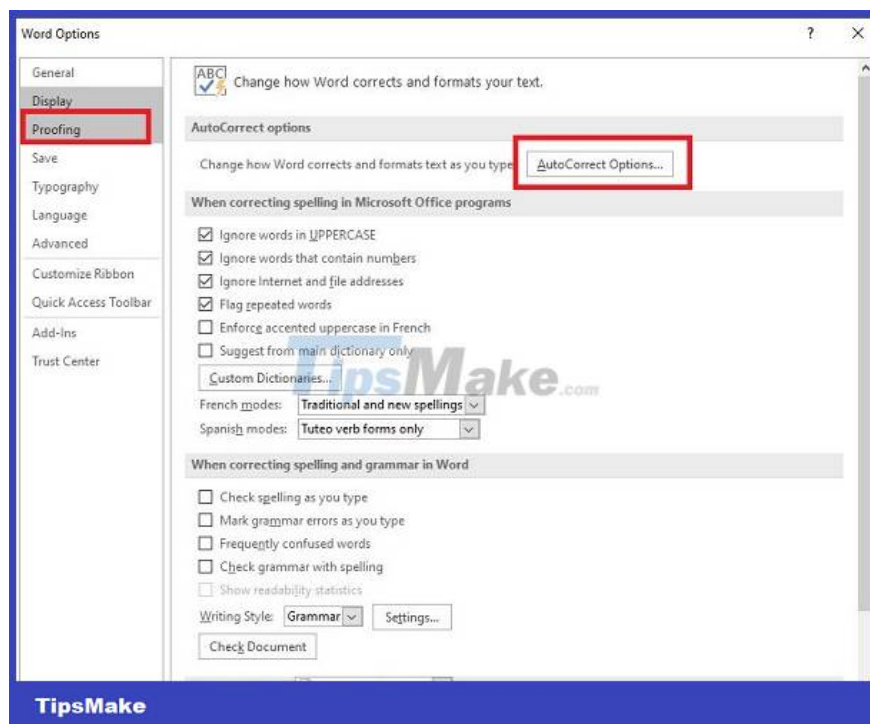
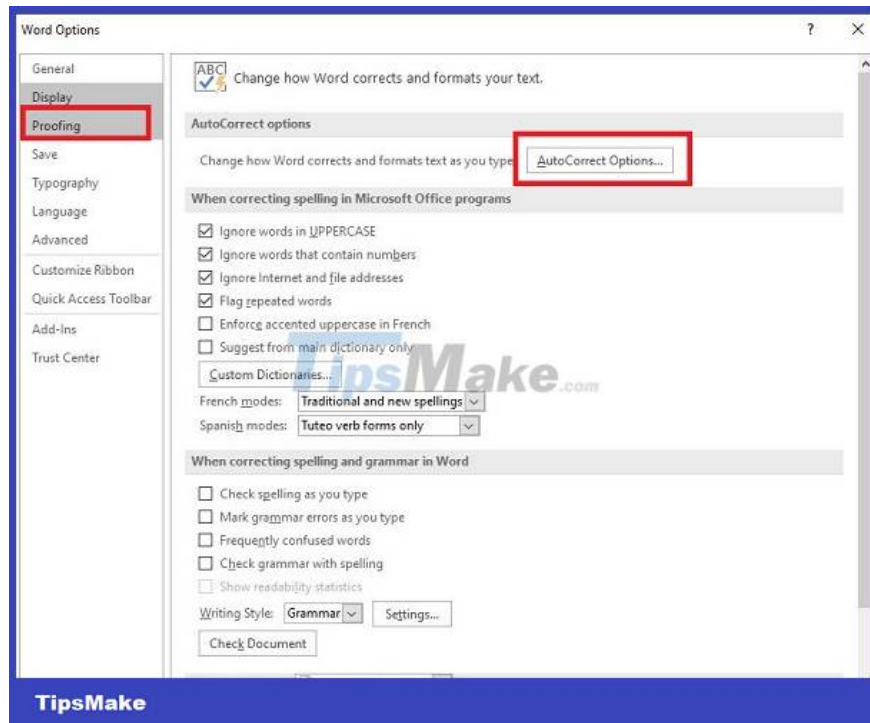
Instructions on how to fix the error of Word not capitalizing after a period

Word does not capitalize after a period, the main reason is because the user has not set the correct mode in Word. Therefore, when you type the next word after the period, Word will not automatically capitalize it.

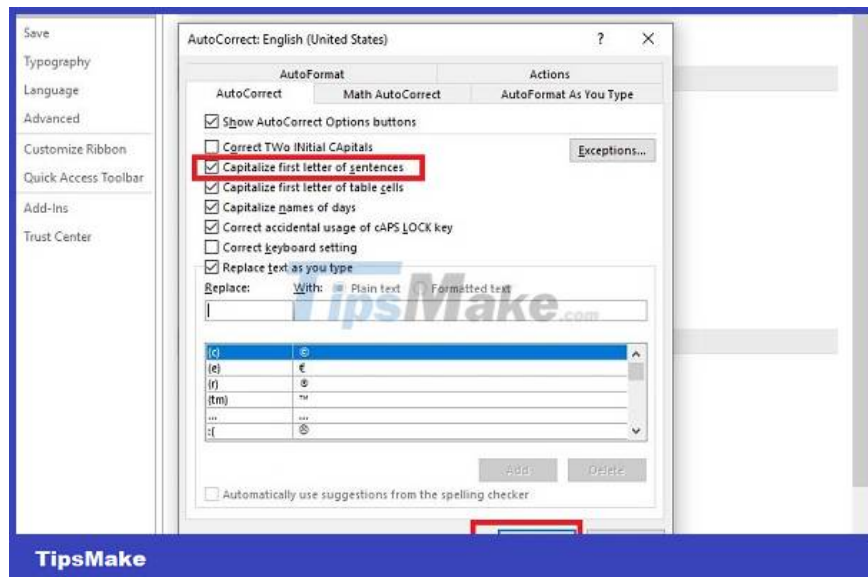
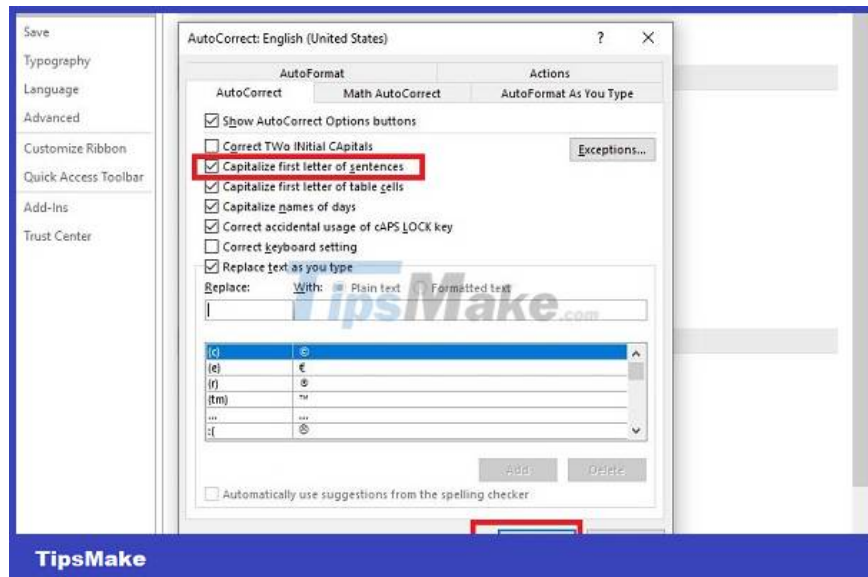
Instructions for capitalizing after dots in Word 2016 (Applies to Word 2010, 2013, 2019 365 versions)

To manually capitalize after a period in Word 2019/2013/2010/2016, you just need to do the following steps:

1. **Step 1** : In the open Word file, click the **File** tab on the toolbar > Then click **Options** (some versions are *More > Options*)
2. **Step 2** : Continue to click **Proofing** in the list on the left > Select **AutoCorrect Options**. . in the right frame.



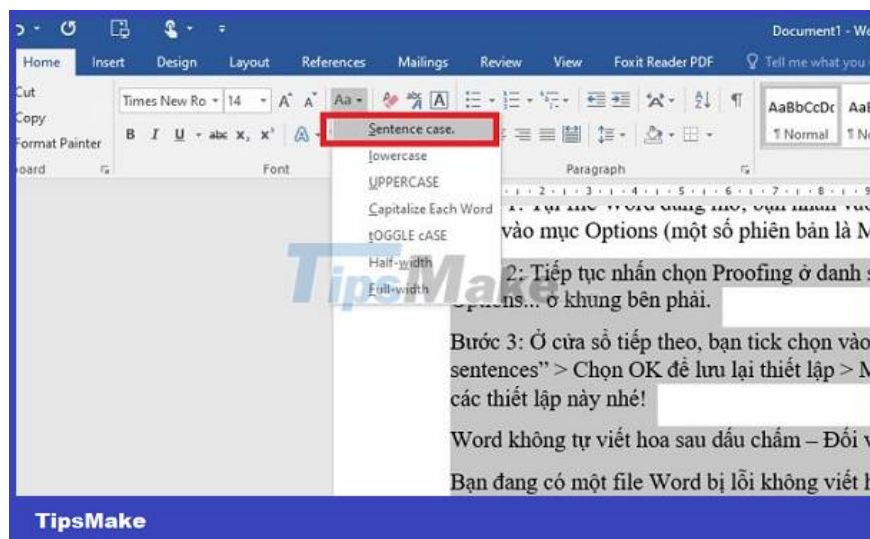
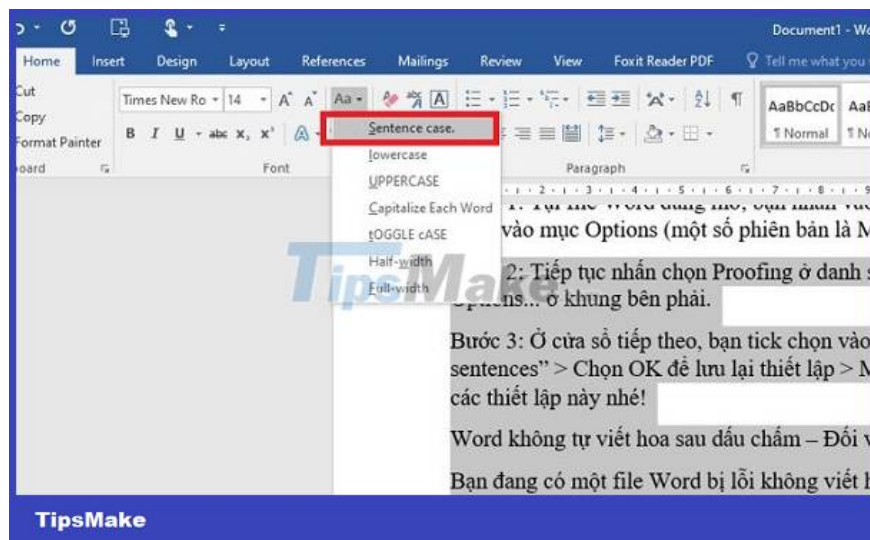
1. **Step 3** : In the next window, tick the box ' **Capitalize first letter of sentences** ' > Select **OK** to save the settings > Open a new Word window to check these settings!



Word does not automatically capitalize after a period - In cases where editing has been completed

Do you have an error in a Word file that does not capitalize after a period and don't know how to fix it? Surely editing each word would be extremely difficult, right? So let's try doing it this way.

1. **Step 1** : In the Word file that needs to be corrected > You need to highlight the entire text.
2. **Step 2** : Click on the **Home** tab > Find the **Aa** icon > Tick the **Sentence case** line !

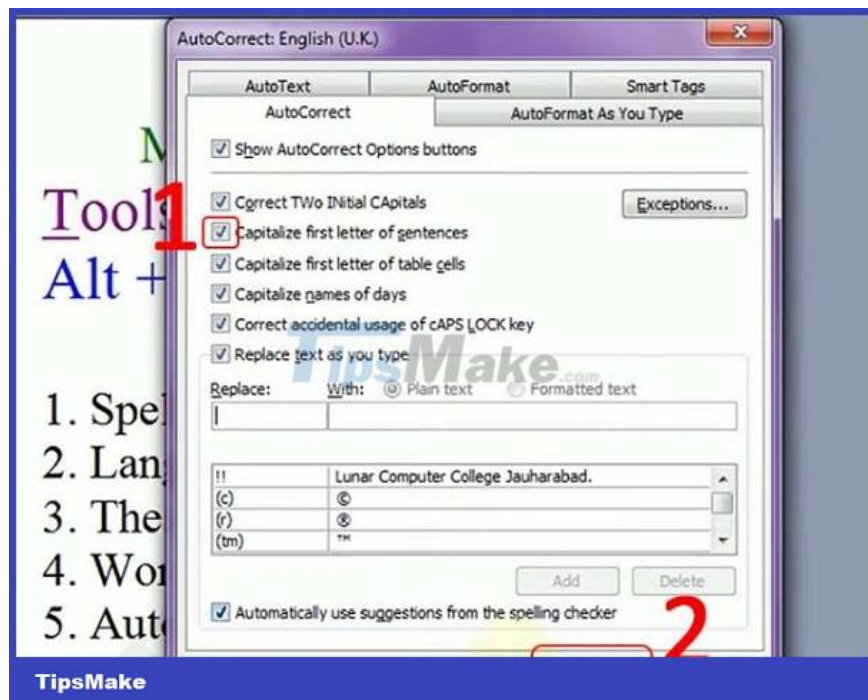
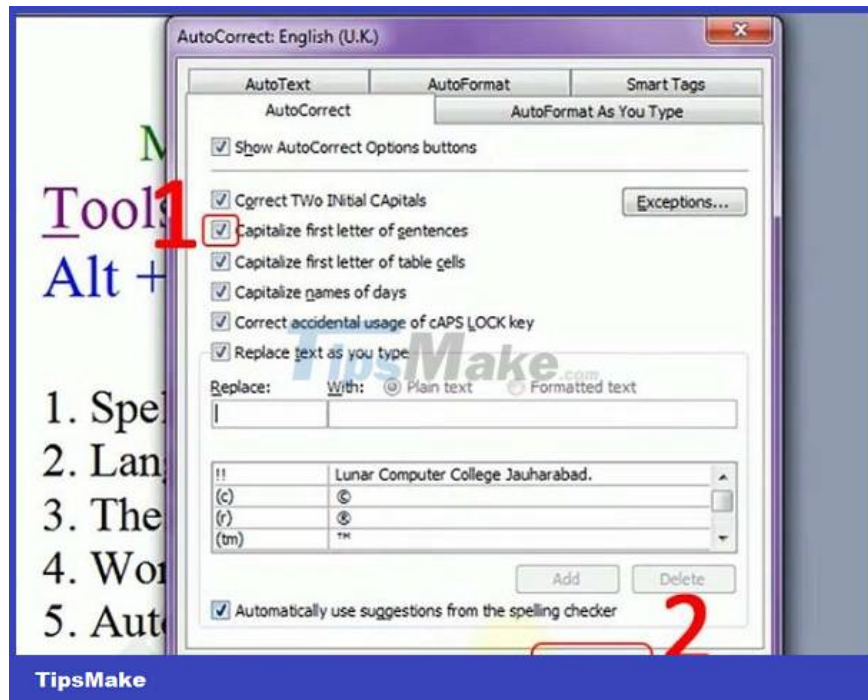


Automatically capitalize after dots for Word 2003 and 2007 versions

The way to fix Word not automatically capitalizing after dots for these versions is similar to the instructions above, but the steps are slightly different.

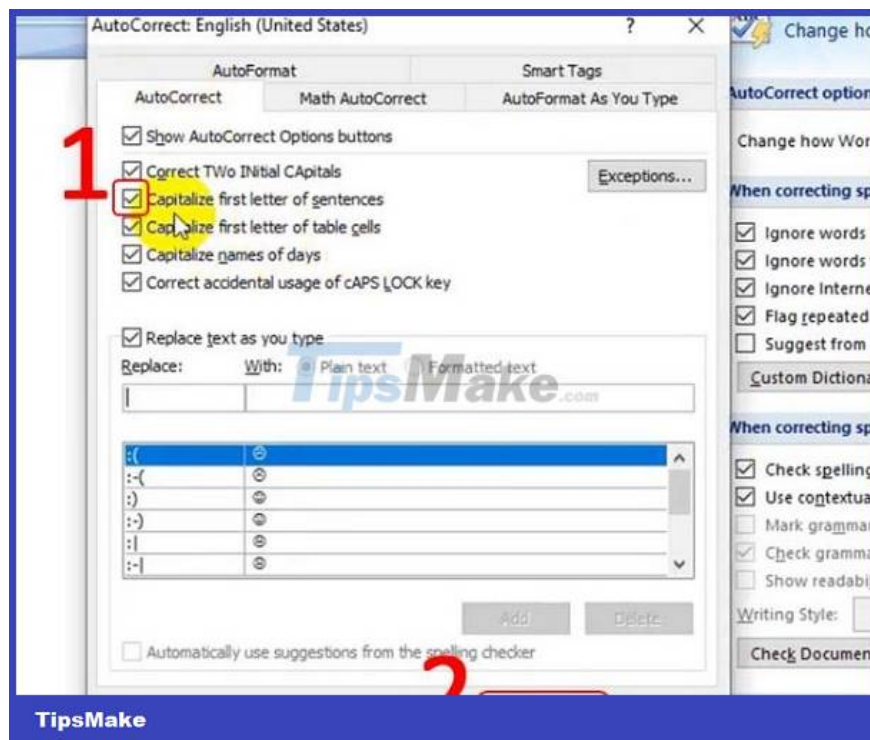
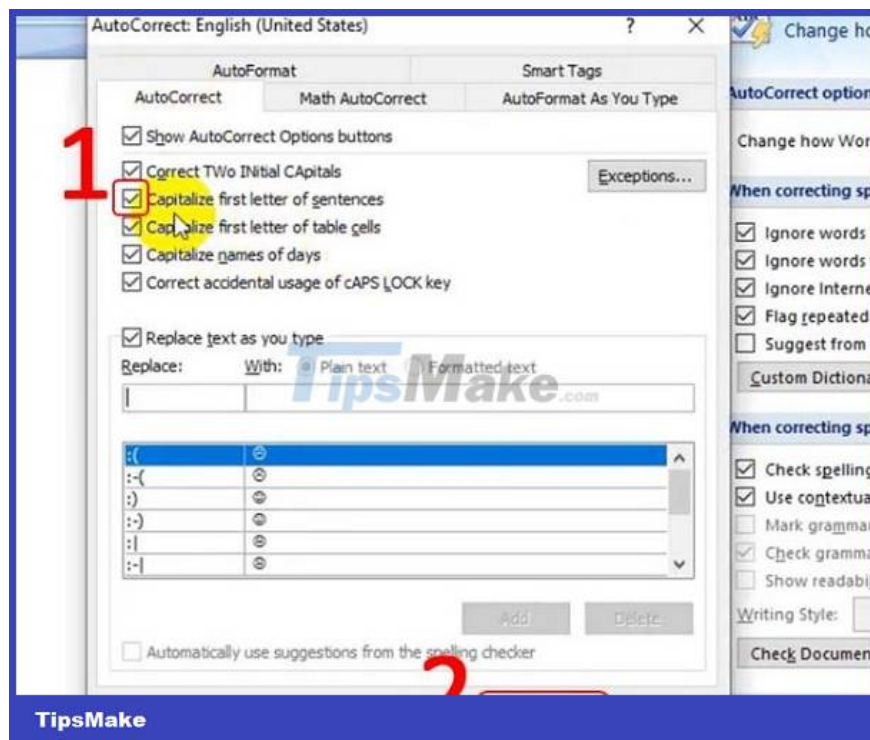
For Word 2003 version, do the following

1. **Step 1** : The user opens Word > Click the **Tool** tab > Select **AutoCorrect Options**.
2. **Step 2** : Check the box **Capitalize first letter of sentences** > Select **OK** to complete this process.



For Word 2007 version, do as follows

1. **Step 1** : Also in the open Word file, click on the **Office Button** icon > Then click **Word Options** .
2. **Step 2** : Click **Proofing** on the left menu > Select **Auto Correct Options**. . to move to the next step.
3. **Step 3** : Make sure the line **Capitalize first letter of sentences** is checked > Select **OK** to save this change.



TipsMake has shared how to fix the error of Word not capitalizing after a period specific to each version. Wishing you guys success in overcoming this situation!

You finished reading the article "**Word error does not capitalize after a period and how to fix it effectively**" edited by the [TipsMake](#) team. We hope this article has provided you with many useful tech tips and tricks. You can search for similar articles on tips and guides. Thank you for reading and for following us regularly.
