

# With Windows 11, you can quickly share data between computers on the same network quite easily

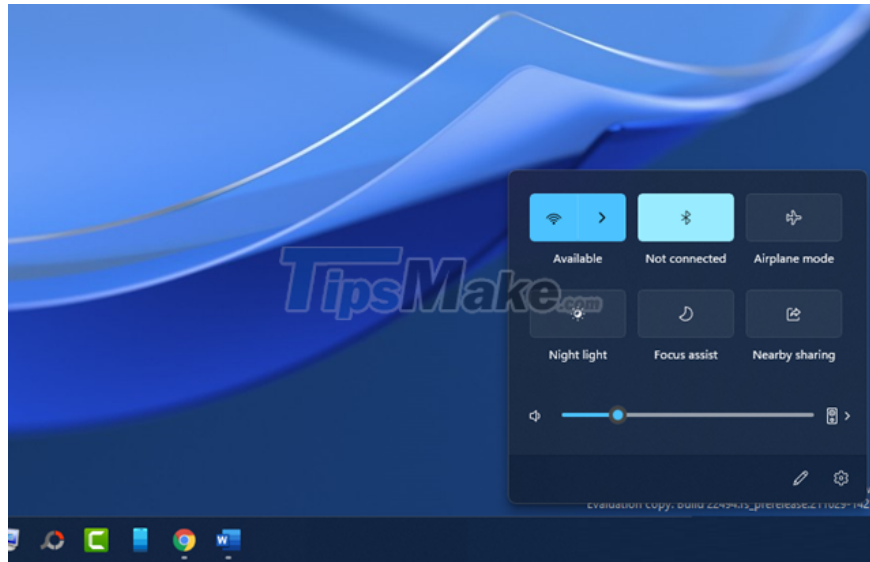
Simplify quickly sharing data between computers on the same network in Windows 11.

If you've ever used iOS devices, you probably know AirDrop. This is a method of transferring content (pictures, music, videos) from Apple's [iOS devices](#) to each other. The way Airdrop works is similar to how you "shoot" data with Bluetooth on old phones. Google also has a similar feature and is under development.

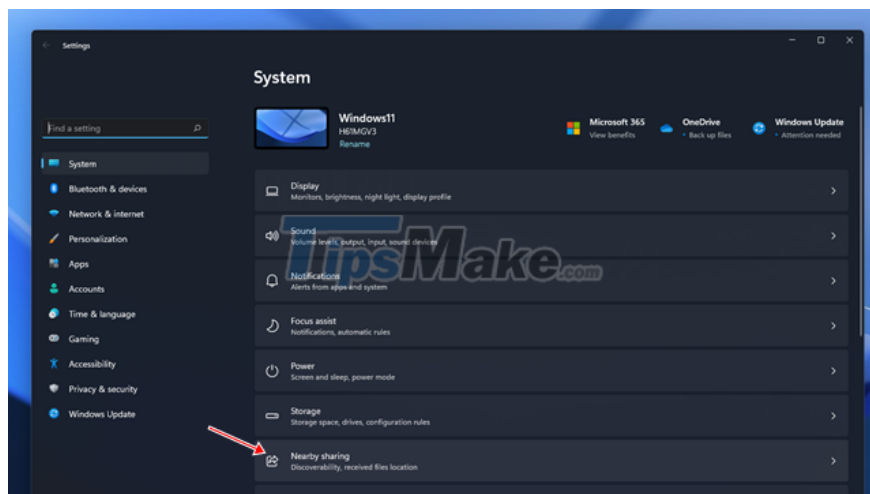


However, not as aggressive as Google or Apple, Microsoft also quietly equips a very useful feature of transferring data between computers in the same network for Windows 11, and it is named Nearby Sharing. So how to enable and use this feature? Please refer to the following instructions.

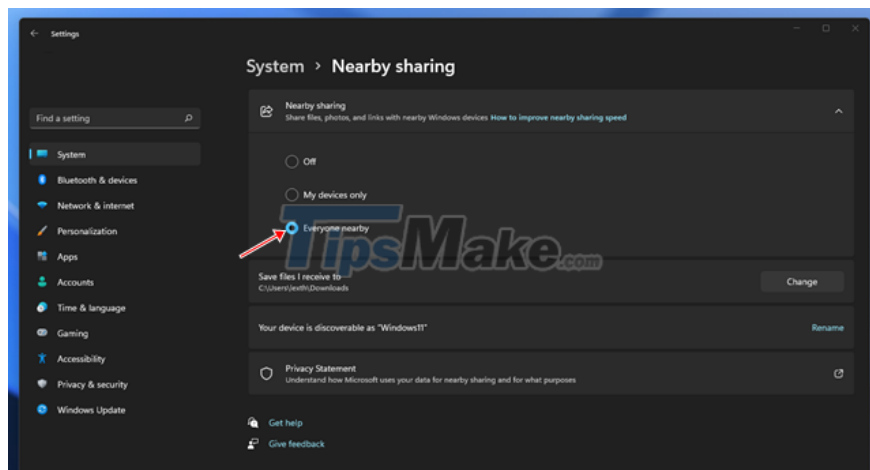
How to enable and use [Nearby Sharing](#) in Windows 11



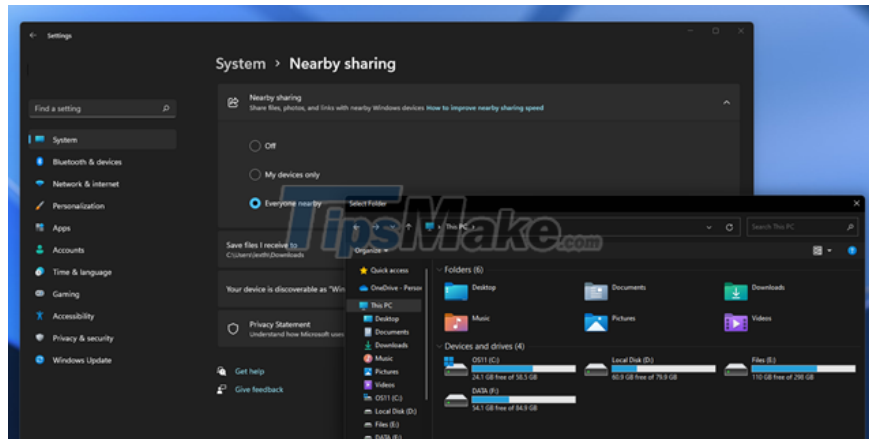
Turn on the Bluetooth function on the computer.



Open Settings and go to System > Nearby Sharing.



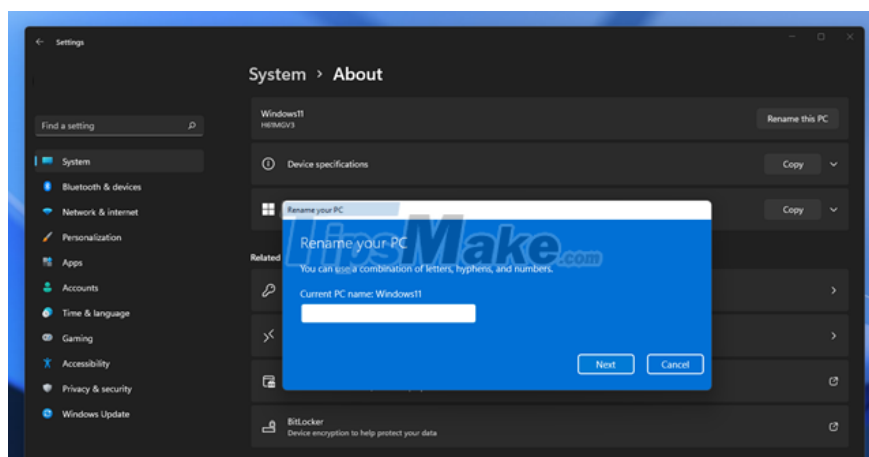
Tick the "Everyone nearby" option.



Now click on the "Change" line in the "Save files I receive to" section and choose where to store the shared files again.



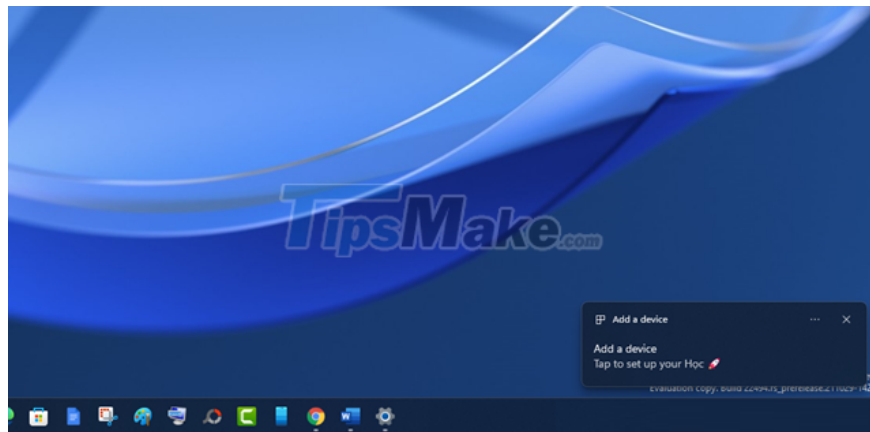
If you want to rename your computer for easy identification, click "Rename", then click "Rename this PC".



Rename the computer.



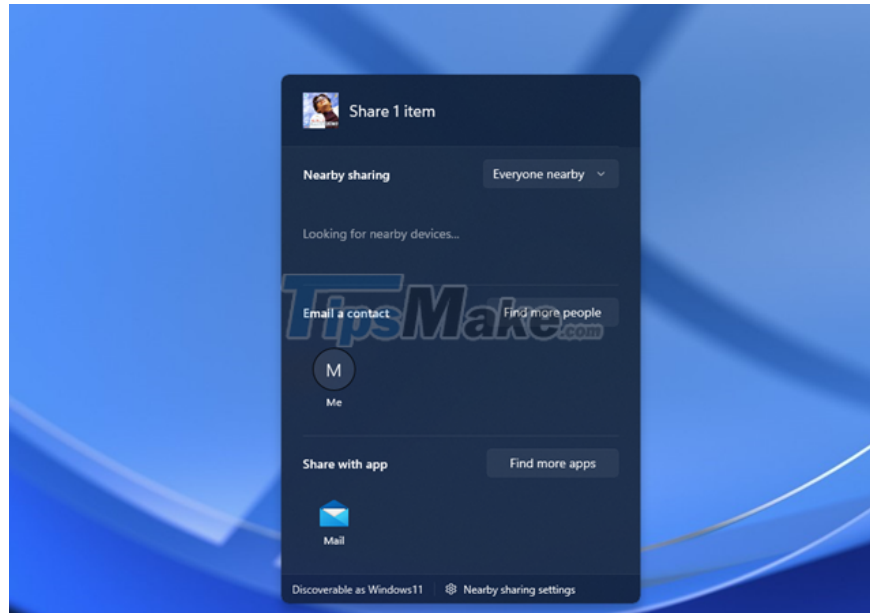
Now to connect to another computer, turn on Bluetooth, then the Windows 11 computer name will appear. Please click it.



Now make the connection between the two devices.



Now when you need to share data via Nearby Sharing, right-click the file and click the share icon in the right-click menu.



Wait a few seconds, a list of computers with Nearby Sharing enabled and [Bluetooth connection](#) will appear for you to share files.

Very easy, isn't it?

You finished reading the article "**With Windows 11, you can quickly share data between computers on the same network quite easily**" edited by the [TipsMake](#) team. We hope this article has provided you with many useful tech tips and tricks. You can search for similar articles on tips and guides. Thank you for reading and for following us regularly.