

Which is better for CapCut or Adobe Premiere Pro for video editing?

Both Premiere Pro and CapCut offer great video editing features, but which one is better suited to your needs?

Video production is evolving rapidly, and your choice of tools matters. Both Premiere Pro and CapCut offer great video editing features, but which one is better suited to your needs? Both platforms can create horizontal and vertical videos of any length, have a variety of platforms available, and offer many useful tools. Compare them side by side to see which one is the best choice for you!

Platform availability



Depending on your operating system or device type, your options may be limited.

CapCut

CapCut is available to anyone with access to a computer or handheld device. You can download the official CapCut app for both Android and iOS for mobile use, which is great for social media video creators or content creators who create videos on the go.

There's a CapCut app that you can use on Mac and Windows, and if you're using other operating systems, you can edit videos in the browser version on CapCut's website.

Premiere Pro

Adobe Premiere Pro does not have a browser version and is only available to Adobe subscribers. This is a good option for more serious video editors looking for detailed video editing options.

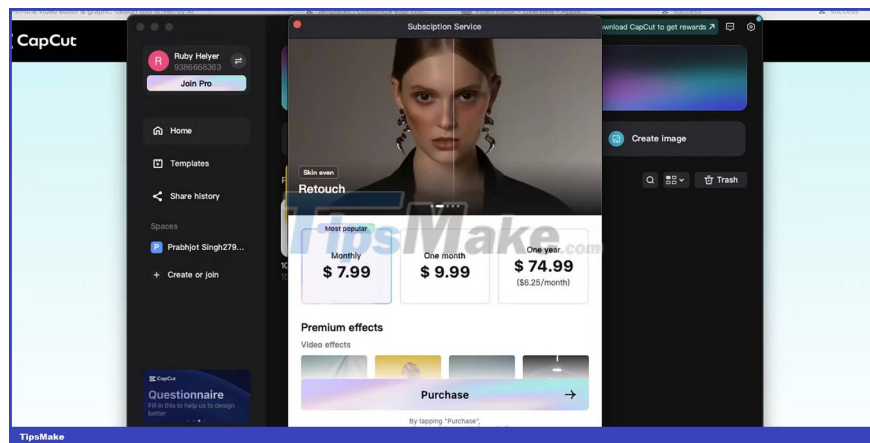
You can download Premiere Pro for Windows and macOS. For Linux users, there is no official application; however, you can run a virtual machine to use Photoshop and other Adobe software on Linux.

Premiere Pro is not available for Android or iOS. However, Adobe has a mobile video editor called Adobe Premiere Rush that is similar to Premiere Pro but better equipped to edit video on smaller touchscreens.

Price

Does the platform offer a free version, a one-time payment, or an affordable subscription? Compare prices to see which platform is worth using.

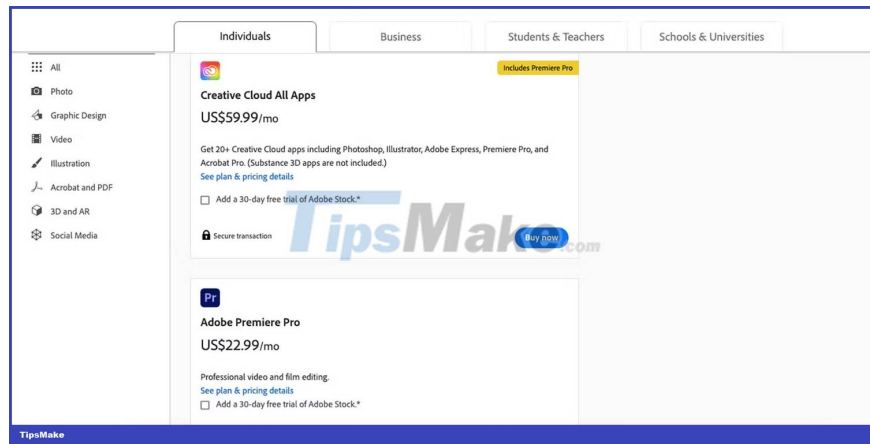
CapCut



With the free version of CapCut, you will have access to a huge library of video footage, sounds, templates and transitions. And its huge library of features is regularly updated with the latest trends to help you stay ahead of the video editing game. However, there are some features that are only accessible by upgrading to the Pro version.

CapCut Pro offers more transition effects, better templates, and more tools and features. You can easily upgrade and choose between a monthly (\$7.99) or annual (\$74.99) subscription, each starting with a 7-day free trial. You can also choose a one-month plan without a subscription for \$9.99.

Premiere Pro



Adobe Premiere Pro is part of Adobe Creative Cloud so it uses Adobe's subscription model. You can subscribe to a Premiere Pro plan or an Adobe All Apps plan that includes all Creative Cloud apps. New users can try it for free for 7 days before signing up.

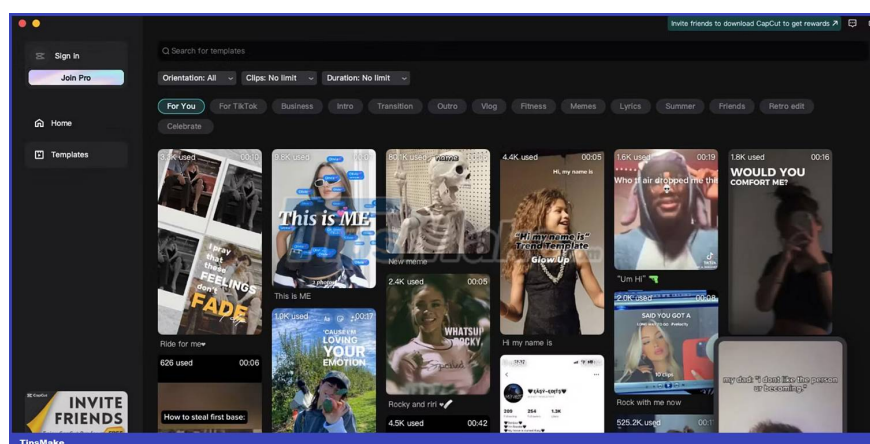
The All Apps plan includes more than 20 Adobe Creative Cloud apps and costs \$59.99/month for one year's access. If you just want to subscribe to Adobe Premiere Pro, the single app plan costs \$22.99/month for one year's access.

Adobe Premiere Rush is free with other Adobe plans, but there is a premium version for \$9.99 for additional tools and features.

Templates

Many people may want to edit videos from scratch, but for social media videos, using templates is often preferred. So which of the following video platforms offers better video templates?

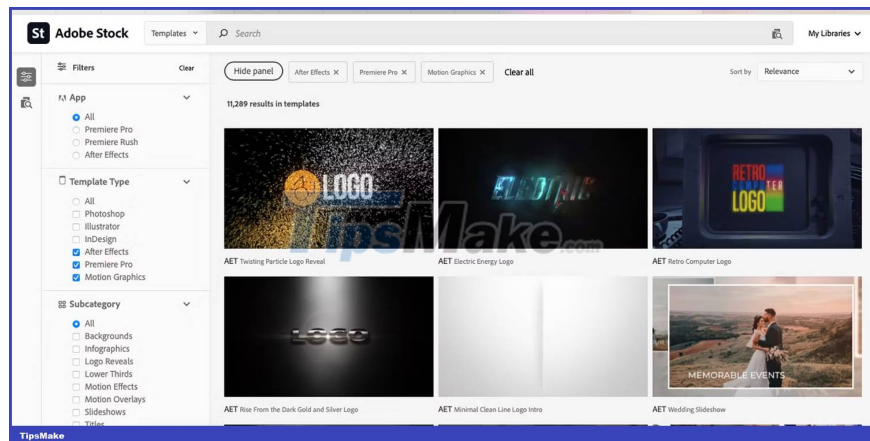
CapCut



The same parent company as TikTok, CapCut is heavily influenced by short-form video platforms and trending videos on social networks. You'll find tons of TikTok video templates, AI templates, and trending image and audio templates.

You cannot edit keyframes, timing, or other complex aspects of the CapCut template; You can only edit placeholders in templates, such as images and text.

Premiere Pro



Premiere Pro offers limited video templates through an Adobe Stock subscription. These templates focus less on popular video styles and more on video aspects that you can further edit yourself in Premiere Pro.

Templates include transition animations, animated backgrounds, motion overlays, and lower thirds - you can also create lower third designs in After Effects for use in Premiere Pro.

Premiere Pro focuses primarily on creating native videos and offers a lot of built-in tools to do so. You can edit templates just like you edit native video in Premiere Pro: Place, edit, and move keyframes, as well as change the color of elements, delete elements, or duplicate them.

The available templates don't cater to social media trends and are limited to video features like intros, outros, and transitions, among others.

Storage



Do these video editors offer cloud storage and how much does it cost?

CapCut

CapCut offers multiple tiers of cloud storage for your video projects, whether you create videos on your computer or through a mobile app.

All CapCut users receive 1GB of free lifetime storage. You can also buy additional storage for about \$1 per 10GB. Additionally, you can get more personal storage by completing tasks like inviting new users, exporting videos, and inviting people to your space. However, this memory is only valid for 45 days.

CapCut Pro users get an additional 100 GB of storage to store their projects and video content. The mobile version also saves videos locally to your phone.


Premiere Pro

Premiere Pro's storage is cloud-based but has the option to save locally. Whether you sign up for the single-app Premiere Pro plan or the Adobe All-Apps plan, you'll get 100GB of cloud storage when you sign up.

AI features

AI is at the forefront of image editing. Which editor offers better AI features?

CapCut



CapCut offers a variety of AI tools for both video editing and image editing, available for free with some Pro features. It also offers Magic tools, which although not entirely AI-based, provide similar features to those of AI tools.

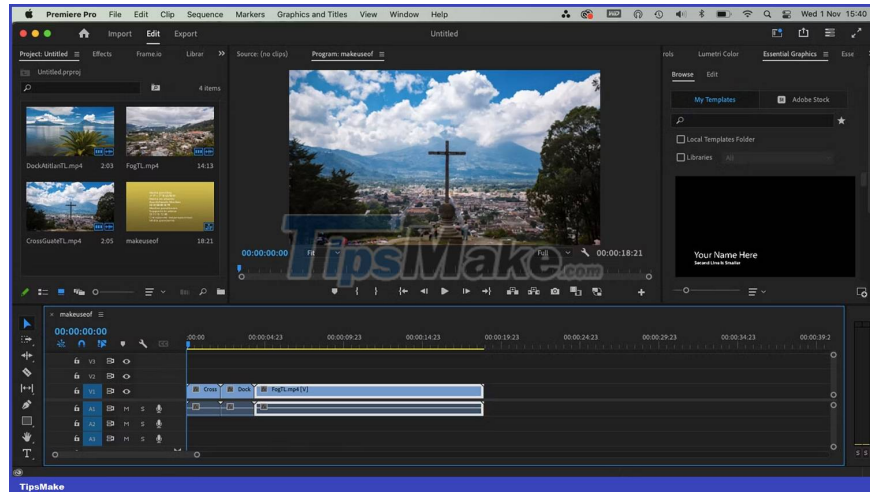
Some AI and Magic video tools are:

1. AI story generator
2. Long video into short video
3. Write scripts for videos
4. Automatic cutting
5. Remove background

6. Eye tracking effect
7. Video upscaler and resizer

CapCut also has a lot of AI image editing tools but they are not available in the video editor.

Premiere Pro



Premiere Pro has AI tools related to video images, audio, text, etc. These features use the Adobe Sense artificial intelligence technology built into most Adobe software.

Some of the key AI features in Premiere Pro are:

1. Text-based editing
2. Voice-to-text captions
3. Detect scene editing
4. Automatically color
5. Morph transition cut effect
6. Automatically remix audio
7. Automatically resize the frame

Along with its AI features, you can also utilize other Adobe applications (and their AI features) for use in your Premiere Pro creations. For example, you can use dynamic linking to integrate After Effects compositions into your Premiere Pro videos.

Is CapCut or Premiere Pro the right video editor for you?

If you are familiar with Adobe software, you will have less time to get used to using Premiere Pro than a complete newbie. But CapCut's user interface is not too complicated. It has a relatively easy click-and-select layout, while Premiere Pro has more in-depth menus and features to set up to achieve the same results.

If you're serious about becoming an editor, creator, or video producer, the time spent learning Premiere Pro is worth it. You can create anything you can imagine. CapCut can yield many of the same effects and results with

less effort.

You finished reading the article "**Which is better for CapCut or Adobe Premiere Pro for video editing?**" edited by the [TipsMake](#) team. We hope this article has provided you with many useful tech tips and tricks. You can search for similar articles on tips and guides. Thank you for reading and for following us regularly.
