

Where is Google Chrome bookmark data stored on your computer?

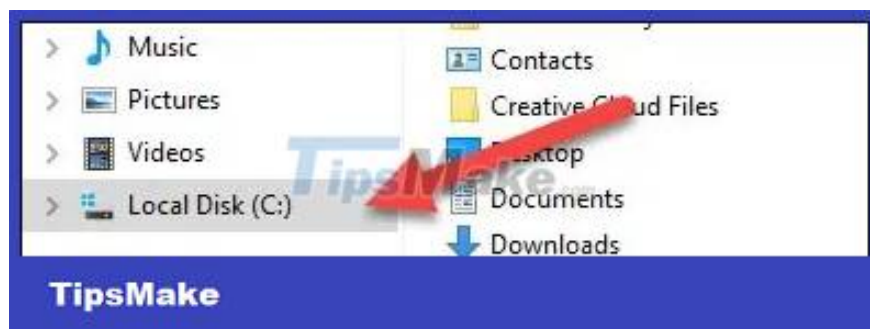
In the process of surfing the web on browsers like Chrome, if we want to save any web page for easy access later, we often use the bookmark feature (bookmark).

Google Chrome can save your bookmarks list in a few different places, such as the bookmarks bar, the 'Other bookmarks' folder, and the sidebar. Additionally, Chrome bookmarks data is also stored locally in a folder on your Windows PC or Mac.

These local bookmark files will be very useful when you perform browser backups. If you don't want to rely on Chrome's cloud sync features, you can use the bookmarks file as a local backup and use it to restore the bookmarks data on the browser. This article will show you how **to locate the bookmarks file** on a Windows PC or Mac.

Find the location where Chrome bookmarks files are stored on a Windows PC

To find the file that stores Chrome's bookmarks on Windows, first open File Explorer and open the C: drive.



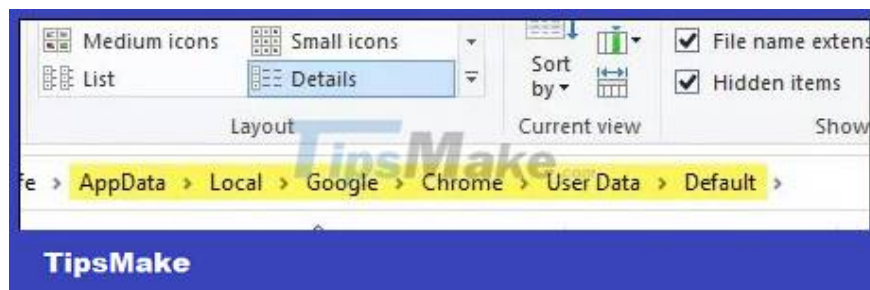
Next, navigate to Users > username. You will need to enable the 'Hidden Items' option from the 'View' tab on the ribbon.



You should now see an "AppData" folder, which is where Chrome bookmarks files are stored by default on Windows.



Here, you continue to navigate to Local > **Google** > **Chrome** > User Data > Default.

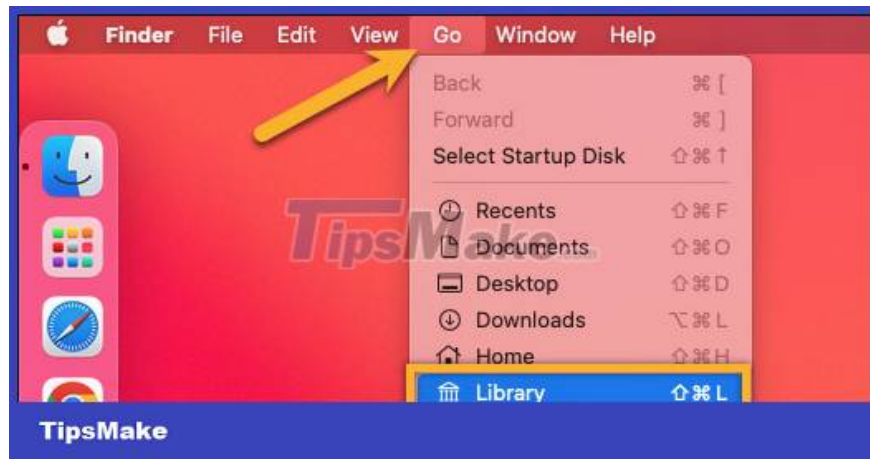


In the 'Default' folder, look for the 'Bookmarks' and 'Bookmarks.bak' files. 'Bookmarks' is your current list of bookmarks, while 'Bookmarks.bak' includes deleted bookmarks. You won't see this if you haven't deleted any bookmarks.

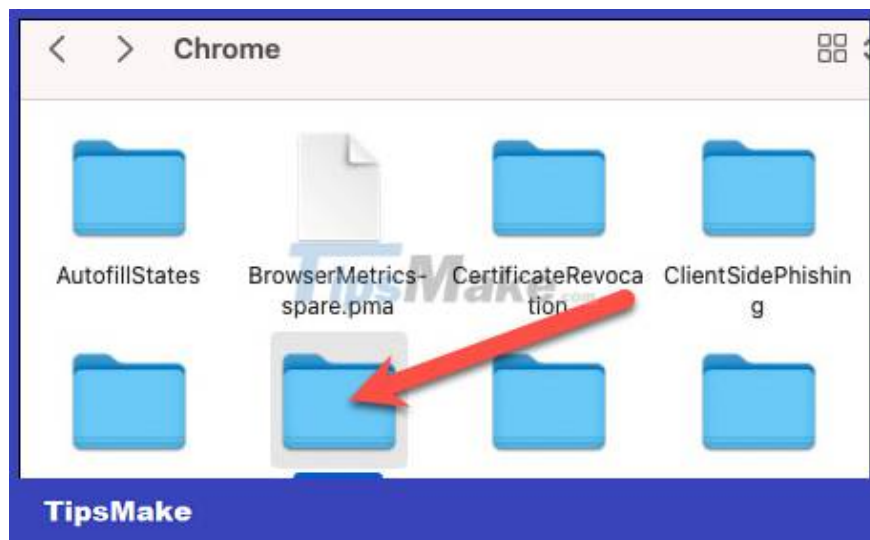


Find where Chrome bookmarks files are stored on Mac

On your Mac, open Finder. Press and hold the Option key on your keyboard and click Go > Library on the top menu bar. (If you don't hold down the option key, you won't see it in the menu.)



Next, navigate to Application Support > Google > Chrome > Default.



Here you will find ' **Bookmarks** ' and 'Bookmarks.bak' files. 'Bookmarks' is your current list of bookmarks, while 'Bookmarks.bak' includes deleted bookmarks. You won't see this if you haven't deleted any bookmarks.



It's just that simple! You can now use these files to create a local backup of your Chrome bookmarks data.

You finished reading the article "**Where is Google Chrome bookmark data stored on your computer?**" edited by the [TipsMake](#) team. We hope this article has provided you with many useful tech tips and tricks. You can search for similar articles on tips and guides. Thank you for reading and for following us regularly.
