

What to do when you lose one AirPods?

With their small size, losing AirPods is almost inevitable. If you tend to keep your AirPods in your pocket or find one ear looser than the other, you're more likely to lose an AirPods.

Here are the options you have in such a situation.

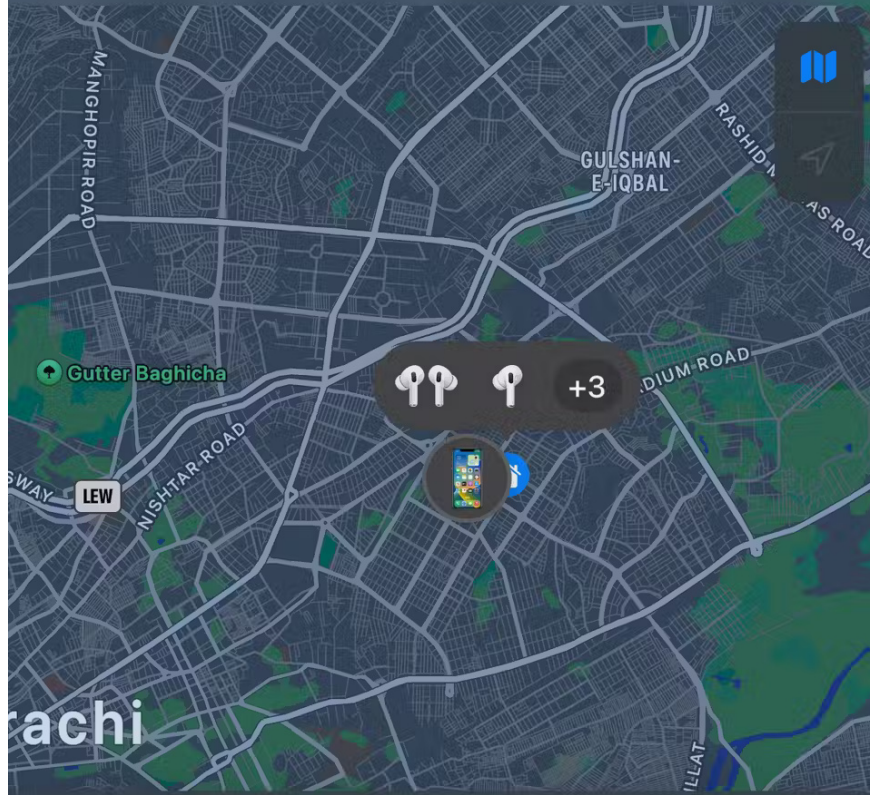
1. Locate your lost AirPods through Find My

The first (and perhaps best) way to find a lost AirPods is to try to locate it using Apple's Find My app. To locate a lost AirPods using the Find My app, here's what you need to do:

1. Open the Find My app on your iPhone, iPad, or Mac.
2. Go to **the Devices** tab . Here you can see all of your Apple devices use the same Apple account and have Find My enabled.
3. Select AirPods from the list. Then, simply select the earphone you lost.








4:28

47



Devices



-  **Mahnoor Faisal's iPhone**
This iPhone
-  **Mahnoor's iPad**
Home · 2 min. ago
-  **iPhone (2)** 
Shaheed e Millat Road · 2 min. ago
-  **Mahnoor's AirPods Pro**
Outside of case 
-  **Hadias Airpods Pro - Find My**
Home · 0 days ago



People



Devices



Items



Me

4:28

47

arim



 Decoratium

Mahnoor's AirPods Pro



Left Bud

BMCHS Road No 13 • Now



Right Bud

BMCHS Road No 13 • Now

4:28

47

ication

China baji

I Karim



Decoratiu

Left Bud

BMCHS Road No 13, Karachi
Now



Play Sound

Off



Find

Nearby



Notifications

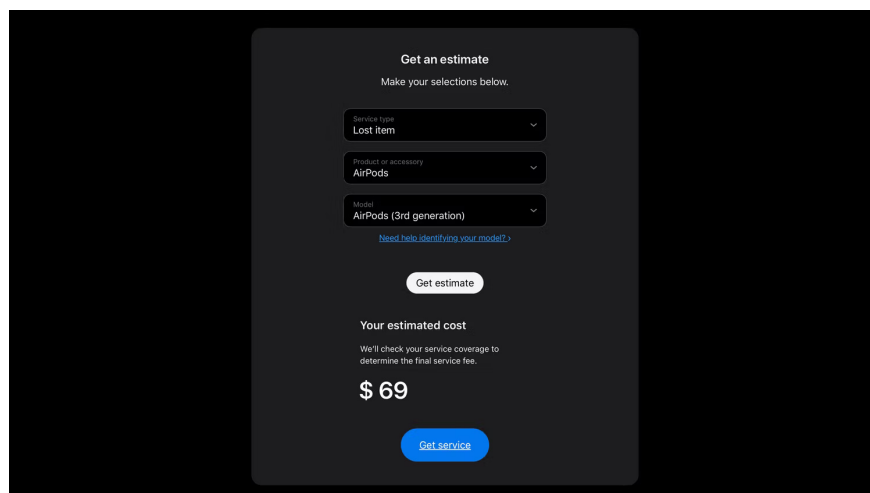
Different options for tracking AirPods using the Find My app on iPhone

You'll see a list of options to help locate your lost AirPods, such as playing a sound or getting directions. You can also enable Apple's Lost Mode from the same menu. This way, you'll be notified when someone finds your AirPods, and the finder will be able to see your contact information.

You can only use Find My to locate a lost AirPods if you enabled Find My on your paired iPhone, iPad, or Mac before you lost it. If not, you'll need to consider one of the options below.

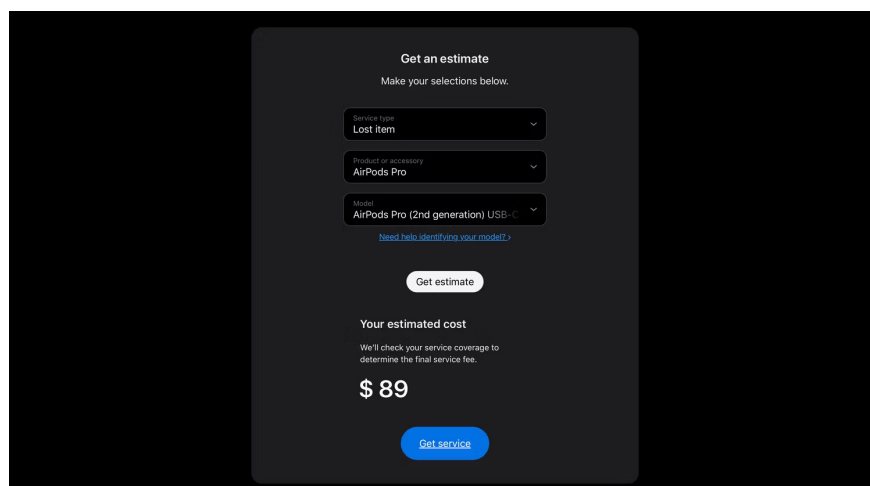
2. Alternative options

If Find My isn't enabled on the paired Apple device and you can't locate your lost AirPods by retracing your steps, then the next best option is to replace your lost AirPods. According to Apple's Get an Estimate tool, if you have first, second, or third generation AirPods, a replacement AirPods will cost around \$69.



The screenshot shows the 'Get an estimate' interface on a dark background. At the top, it says 'Get an estimate' and 'Make your selections below.' There are three dropdown menus: 'Service type' set to 'Lost item', 'Product or accessory' set to 'AirPods', and 'Model' set to 'AirPods (3rd generation)'. Below the dropdowns is a link that says 'Need help identifying your model?'. A white 'Get estimate' button is centered below the dropdowns. Underneath, it says 'Your estimated cost' and 'We'll check your service coverage to determine the final service fee.' The estimated cost is displayed as '\$ 69'. At the bottom is a blue 'Get service' button.

For first or second generation AirPods Pro, you can expect to pay around \$89 for a replacement.



The screenshot shows the 'Get an estimate' interface on a dark background. At the top, it says 'Get an estimate' and 'Make your selections below.' There are three dropdown menus: 'Service type' set to 'Lost item', 'Product or accessory' set to 'AirPods Pro', and 'Model' set to 'AirPods Pro (2nd generation) USB-C'. Below the dropdowns is a link that says 'Need help identifying your model?'. A white 'Get estimate' button is centered below the dropdowns. Underneath, it says 'Your estimated cost' and 'We'll check your service coverage to determine the final service fee.' The estimated cost is displayed as '\$ 89'. At the bottom is a blue 'Get service' button.

The above price still applies even if you paid for the AppleCare+ extended warranty package when purchasing AirPods.

3. Buy new AirPods instead

Buying new AirPods is often a much better choice than spending \$69 or \$89 on a replacement headset. If you've been using AirPods for several years and own an older model (like the first-generation AirPods or AirPods Pro), it may be time to start over and upgrade to a newer model. Newer models often have improvements like better active noise cancellation (ANC), battery life, and more.

While purchasing new AirPods will cost much more than the price of a replacement AirPods, the new features ultimately make the investment worth it. If you do a little research, you will find good priced AirPods sold on e-commerce sites, especially during the holiday season or monthly sale events.

You finished reading the article "**What to do when you lose one AirPods?**" edited by the [TipsMake](#) team. We hope this article has provided you with many useful tech tips and tricks. You can search for similar articles on tips and guides. Thank you for reading and for following us regularly.