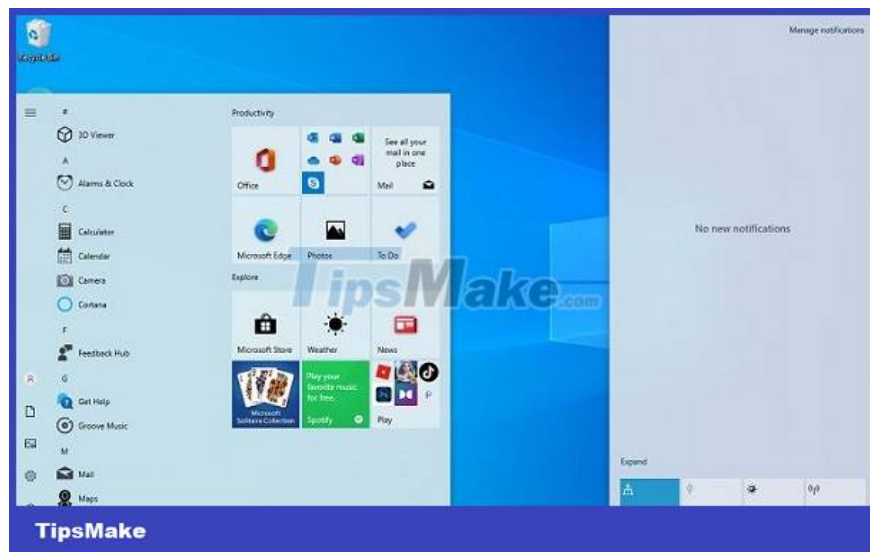



# What to do when applications on your computer are hidden?

Are hidden applications on your computer making you 'tired' of not finding the software you need? TipsMake will help you fix it

*Are hidden applications on your computer making you 'tired' of not finding the software you need? TipsMake will help you fix this problem in one fell swoop with the simplest tricks.*

On smartphones, if you accidentally hide an application, users can find it in a blink of an eye with quick and easy tips. But on the computer, it's different. When the application is hidden, it takes a few steps to find the application you need. Even for those who are new to using computers, they may not be able to find hidden applications anywhere. Therefore, **TipsMake** has researched and helped you fix hidden **application errors on your computer** right below.





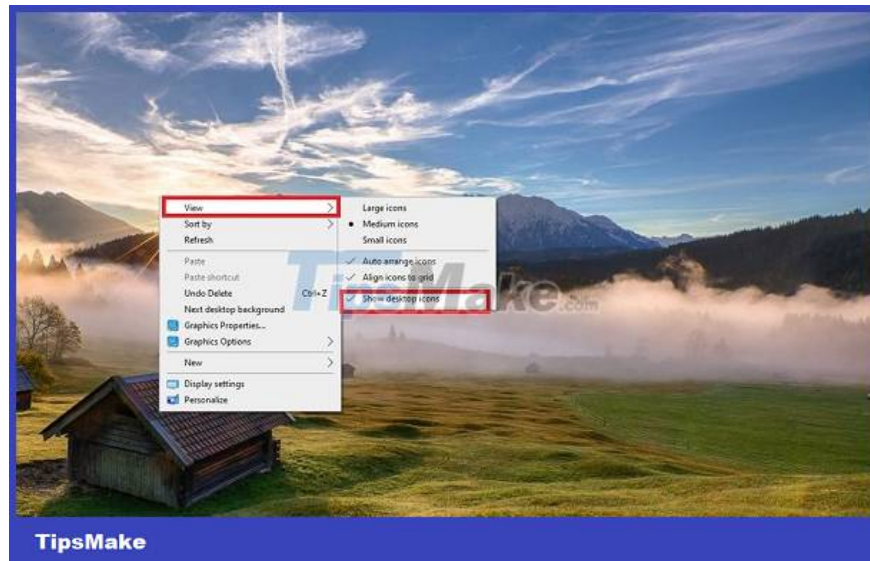
## Share how to fix when applications on your computer are hidden

Losing all applications on a Windows 10 computer or sometimes losing certain applications is a fairly common situation. Don't panic, it's highly likely that the user accidentally hid the application or deleted the application icon from the desktop screen. The following are detailed fixes.

### 1/ How to get back the icon on the Windows 10 computer screen

As I shared, there is a high possibility that you accidentally deleted or hid the application icon on your computer screen so you cannot find the application. Or if you lose all applications, it's because your computer is on tablet mode. At this time, the user right-click any empty space on the desktop screen > Select **View** > Select **Show Desktop Icon** .

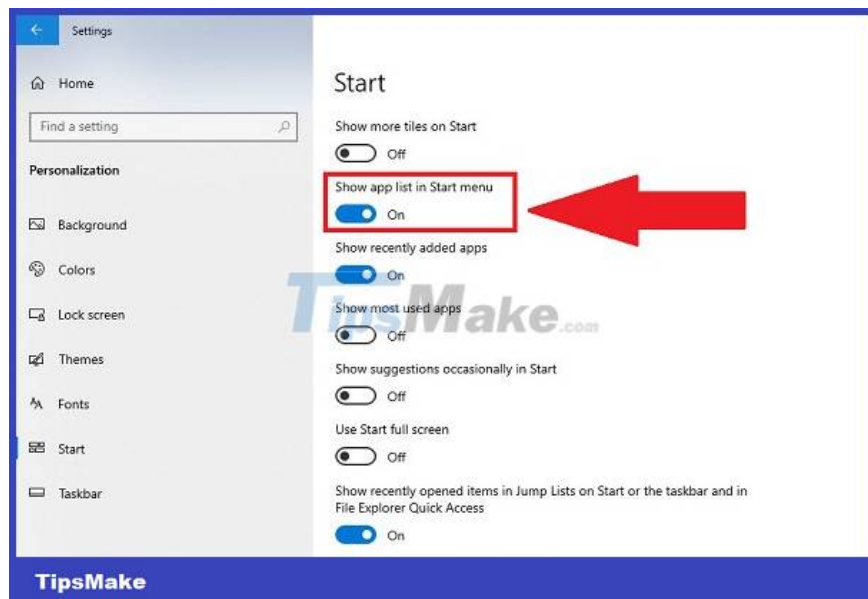


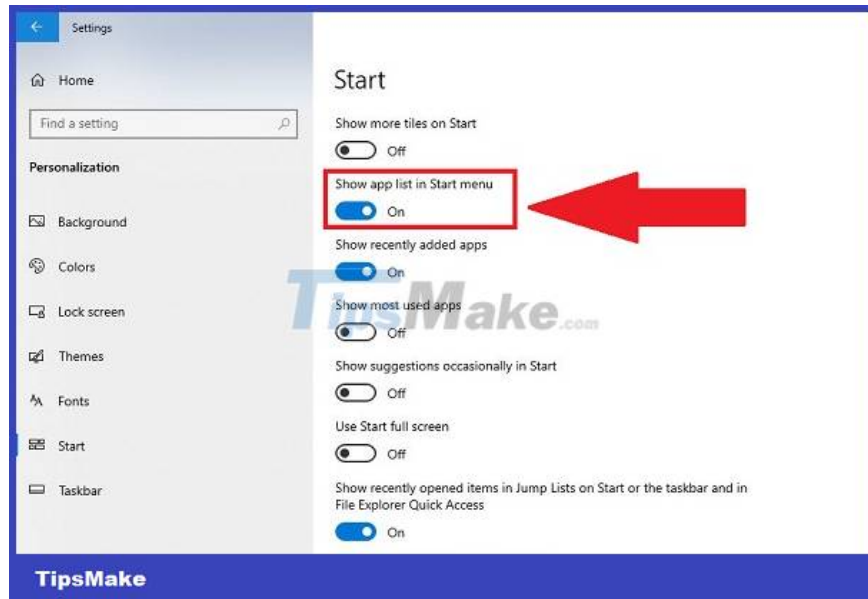


## 2/ Display the application in the Start menu

If you open the Start menu to access applications as usual but you don't see them. There is a high possibility that you or someone else has hidden applications in the Start menu while using the device.

Therefore, users need to press **Windows + I** > Select **Personalization** > Continue selecting **Start** > If you see that **Show app list in Start menu** is turned off, click on the switch to turn it on (as shown).





### 3/ Search for applications on Windows 10

If you don't remember exactly whether your application still exists on your computer or has been completely installed. Therefore, click on the magnifying glass search icon in the taskbar > Type the application name to see if it displays or not.

**Or users can search for hidden applications on the computer by: Pressing the Windows + R key combination > Type `Shell:AppsFolder` and click **OK** > A list of applications will display and users can pin them to the Start Menu , pin to taskbar or uninstall as you like.**

