

# What if Explorer crashes when opening large folders?

Windows File Explorer can crash when opening large folders, mainly due to overload when the folder size is relatively large. Here are some ways to fix Explorer crashing when opening large folders.

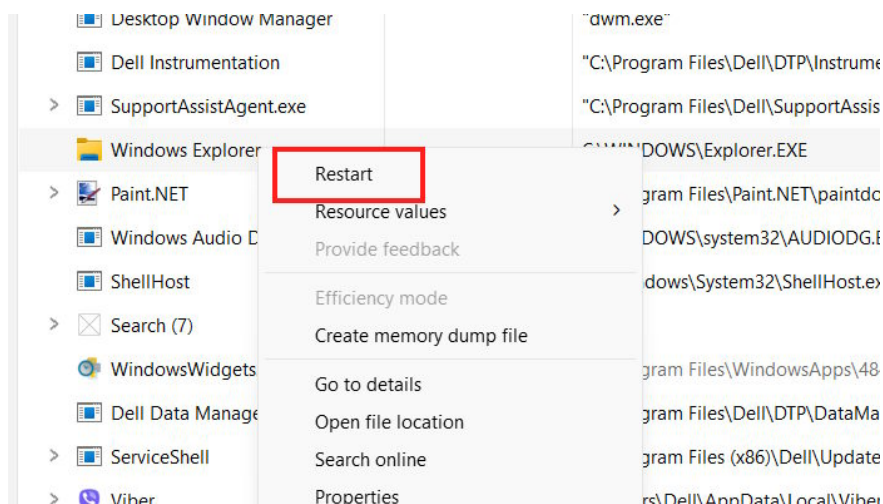
Windows File Explorer can crash when opening large folders, mainly due to overload when the folder size is relatively large. If this situation continues to occur, you can disable some Explorer settings to resolve the situation. Or you can disable some open software to restart Explorer. Here are some ways to fix Explorer crashing when opening large folders.

## How to fix Explorer problem opening large folders

### Restart Windows Explorer

The first thing you should do is restart Explorer to fix the large folder opening error or any other error.

We press **the key combination Ctrl + Shift + Esc** to open Task Manager. Then in the interface, click on the Processes tab, then **right-click on Windows Explorer and select Restart** to restart Windows Explorer.

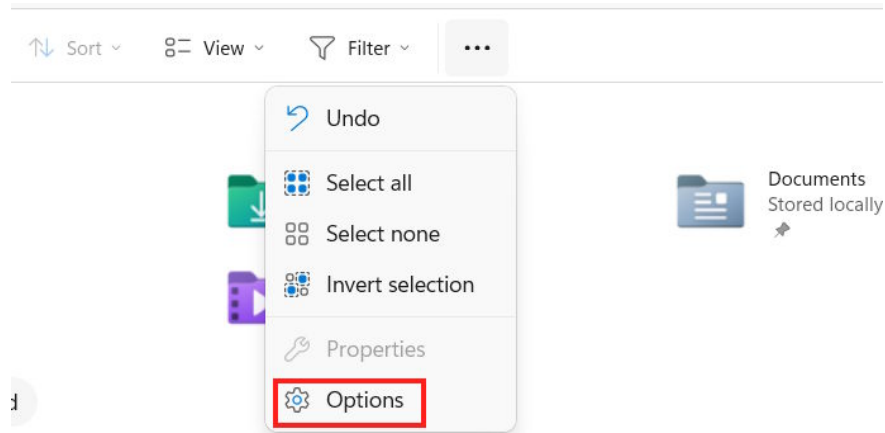


### Adjust File Explorer settings

The reason why File Explorer crashes when opening large folders is because it is overloaded when displaying thumbnails and data information, especially on low-configuration computers. Try adjusting some settings to fix this problem.

### Step 1:

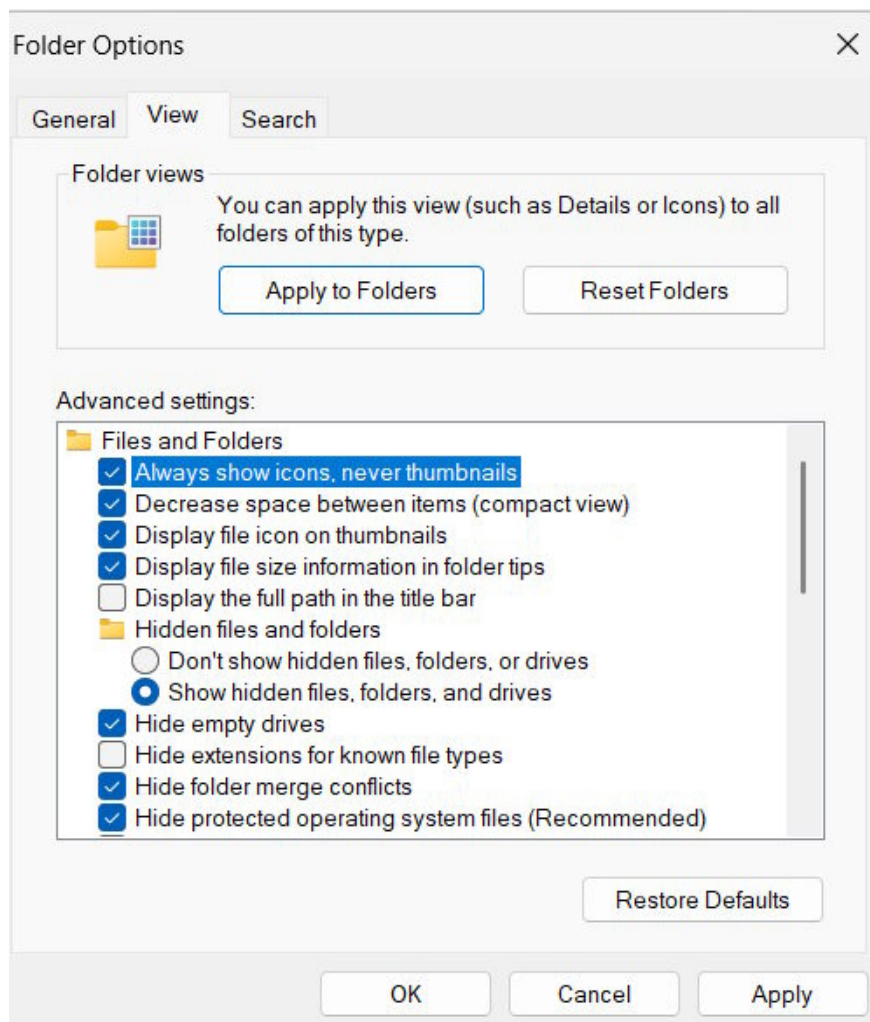
At the Explorer window interface, click on **the 3-dot icon and select Options** .



### Step 2:

To display the new interface, **click on the View tab** , then look down below, **select Always show icons, never thumbnails** to display icons without showing thumbnails.

Also, try hiding hidden folders by clicking Don't show hidden files, folders, or drives.

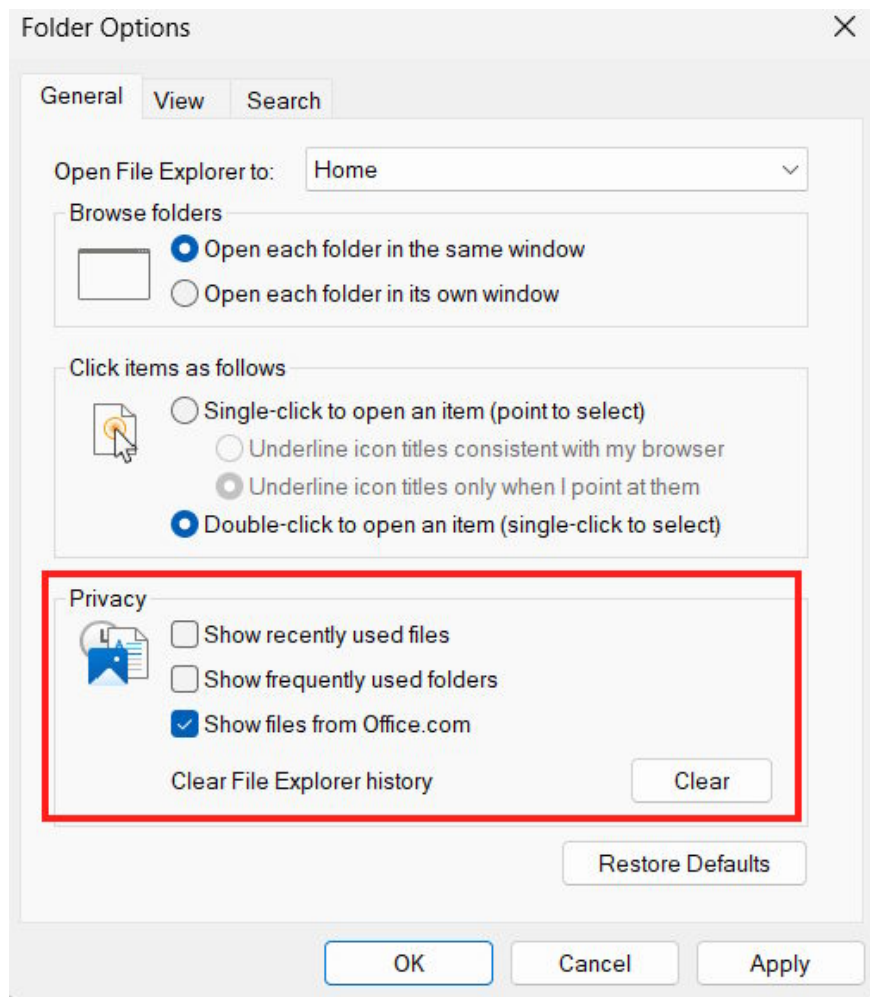


Finally **click Apply and OK** to save changes.

## **Disable QuickTime and Explorer history**

QuickTime is a convenient way to access recently used files and folders, but it can also overload Explorer.

We also open Options in Explorer. Next, in **the General tab**, scroll down to **Privacy** and **uncheck all the contents** in this section. Continue to **click the Clear button** to delete all Explorer history.



You finished reading the article "**What if Explorer crashes when opening large folders?**" edited by the [TipsMake](#) team. We hope this article has provided you with many useful tech tips and tricks. You can search for similar articles on tips and guides. Thank you for reading and for following us regularly.