

# What is the YourPhone.exe process in Windows 10?

In case you are wondering YourPhone.exe is not a virus, but a Microsoft process through which you can basically link your phone to the PC operating system.

In case you are wondering YourPhone.exe is not a virus, but a Microsoft process through which you can basically link your phone to the PC operating system.

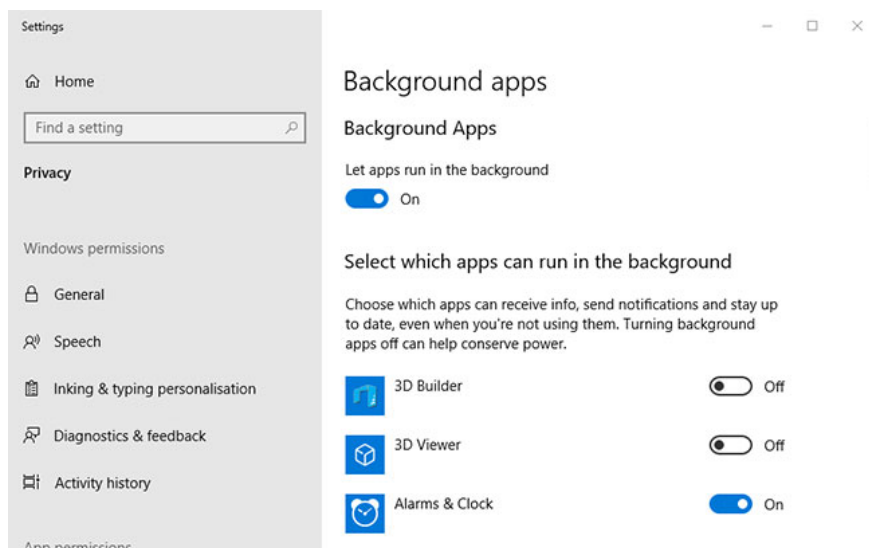
Your Phone is one of the background apps that you can easily ignore if you don't intend to send SMS messages from your Windows 10 desktop.

However, the application will consume a bit of RAM, so you can consider doing something with it, if not interested in syncing photos between mobile phones and laptops. Consider the solutions below to safely remove or simply turn off the application.

## 1. How to turn off the process YourPhone.exe

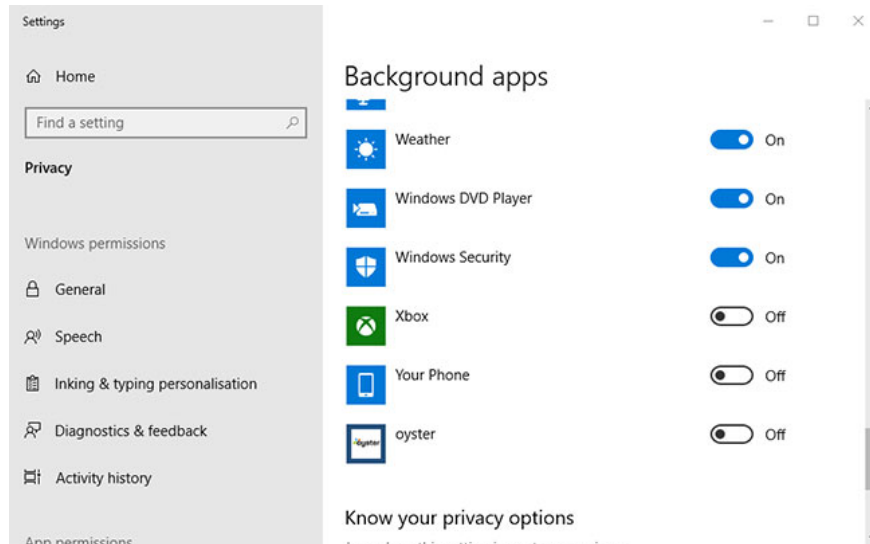
YourPhone.exe will waste some RAM for users not using the Your Phone application. Users can save system resources by disabling the YourPhone.exe process along with other UWP application processes that they do not need. Here's how users can disable the YourPhone.exe process in Windows 10:

1. Open Windows 10 search box by pressing **Win + S** key .
2. Enter **background apps** in the **Type here to search** box .
3. Click **Background apps** to open **Settings** as shown in the snapshot below.



Click Background apps to open Settings

1. Scroll down to the **Your Phone** app .



Scroll down to the Your Phone app

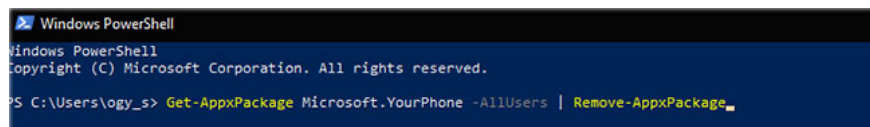
1. Turn off the **Your Phone** option .
2. Then close **Settings**.
3. Finally, restart Windows.

## 2. Delete the Your Phone application

In addition, users can uninstall Your Phone to ensure its processes do not consume system resources. However, users cannot remove Your Phone through **Settings** in Windows 10 1903, as it is a built-in application. Therefore, users need to uninstall the application using PowerShell as follows.

1. Open Cortana search box.
2. Enter the **PowerShell** keyword in the **Type here to search** box .
3. Open Windows PowerShell as an administrator.
4. Then, enter the following command and press the **Return** key :

`Get-AppxPackage Microsoft.YourPhone -AllUsers | Remove-AppxPackage` in PowerShell



Uninstall the application using PowerShell

You finished reading the article "**What is the YourPhone.exe process in Windows 10?**" edited by the [TipsMake](#) team. We hope this article has provided you with many useful tech tips and tricks. You can search for similar articles on tips and guides. Thank you for reading and for following us regularly.