

# What is the size of A5 paper? How to select and print A5 paper in Word

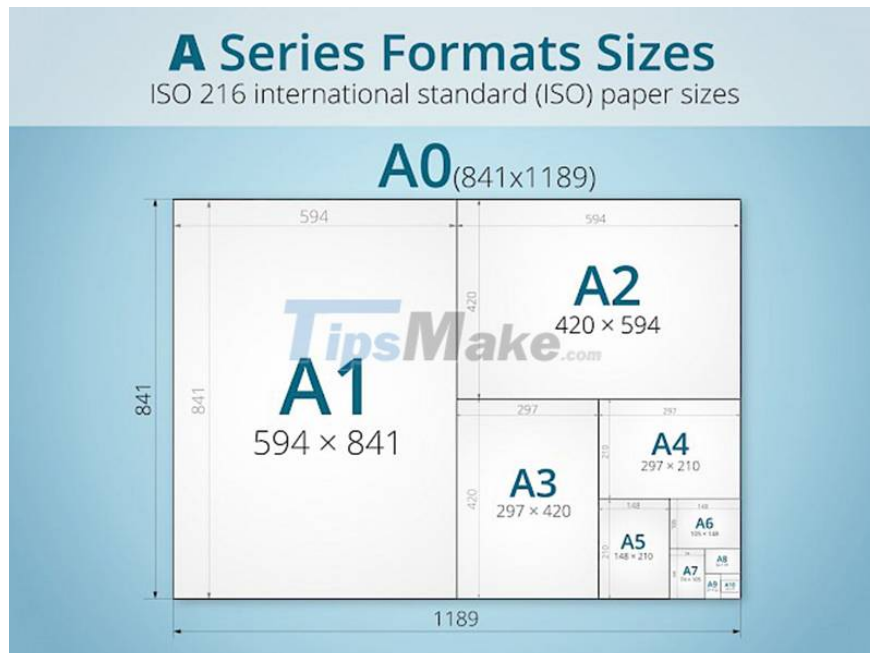
A5 paper size is the most commonly used paper size and in large quantities in today's life and printing. Follow the article for more information on how many centimeters, inches or pixels the A5 paper size is as well as how to choose and print A5 in Word!

## 1. Standard A5 . Paper Size

### International Standard ISO 216

#### - What is ISO 216 international standard?

ISO 216 is a set of paper size regulations that classify different paper formats based on table sizes to create an international standard. They are built on the German DIN 476 standard . The ISO 216 standard paper size unit is mm .



#### - Regulations on paper sizes according to ISO 216:

+ The paper size always writes the shorter side than before.

All sizes A, B and C manufactured must be rectangular in shape. The ratio of 2 sides is the square root of 2 (~1.414).

+ The area of A0 size is regulated to be 1m<sup>2</sup>. The edges are defined as 841 x 1189 mm.

+ The gauges in the same series are arranged in reverse order, the following gauge has an area equal to 50% of the previous one.

+ Paper sizes B are inferred by averaging the successive sizes of size A.

+ C paper sizes are inferred by multiplying the average of sizes A and B respectively.

**\*Paper size table according to ISO standards:**

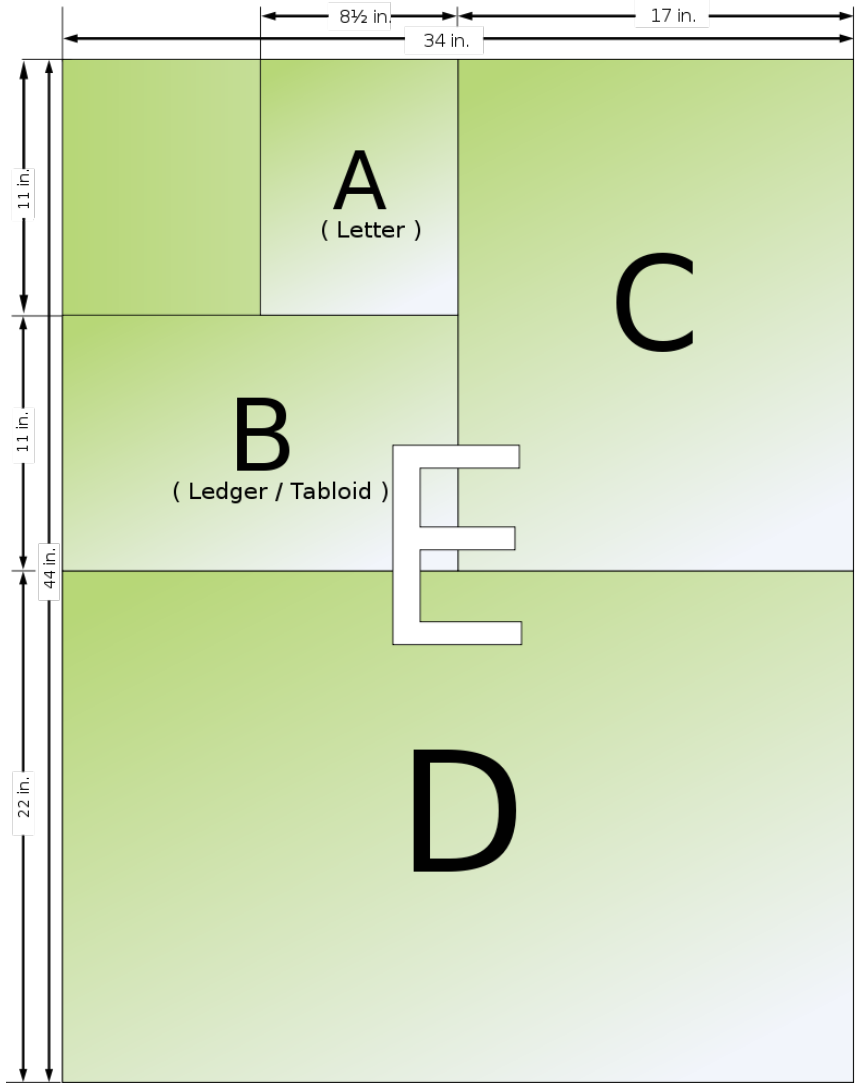
SIZE A		SUCCESSFUL		SIZE	
Paper Size	Dimensions (mm)	Paper Size	Dimensions (mm)	Paper Size	Dimensions (mm)
4A	1682 x 2378	2B	1414 x 2000	C0	917 × 1297
2 A	1189 x 1682	B0	1000 × 1414	C1	648 × 917
A0	841 x 1189	B1	707 × 1000	C2	458 × 648
A1	594 x 841	B2	500 × 707	C3	324 × 458
A2	420 x 594	B3	353 × 500	C4	229 × 324
A3	297 x 420	B4	250 × 353	C5	162 × 229
A4	210 x 297	B5	176 × 250	C6	114 × 162
A5	148 x 210	B6	125 × 176	C7	81 × 114
A6	105 × 148	B7	88 × 125	C8	57 × 81
A7	74 × 105	B8	62 × 88	C9	40 × 57

A8	52 × 74	B9	44 × 62	C10	28 × 40
A9	37 × 52	B10	31 × 44		
A10	26 × 37				

**North American Standard**

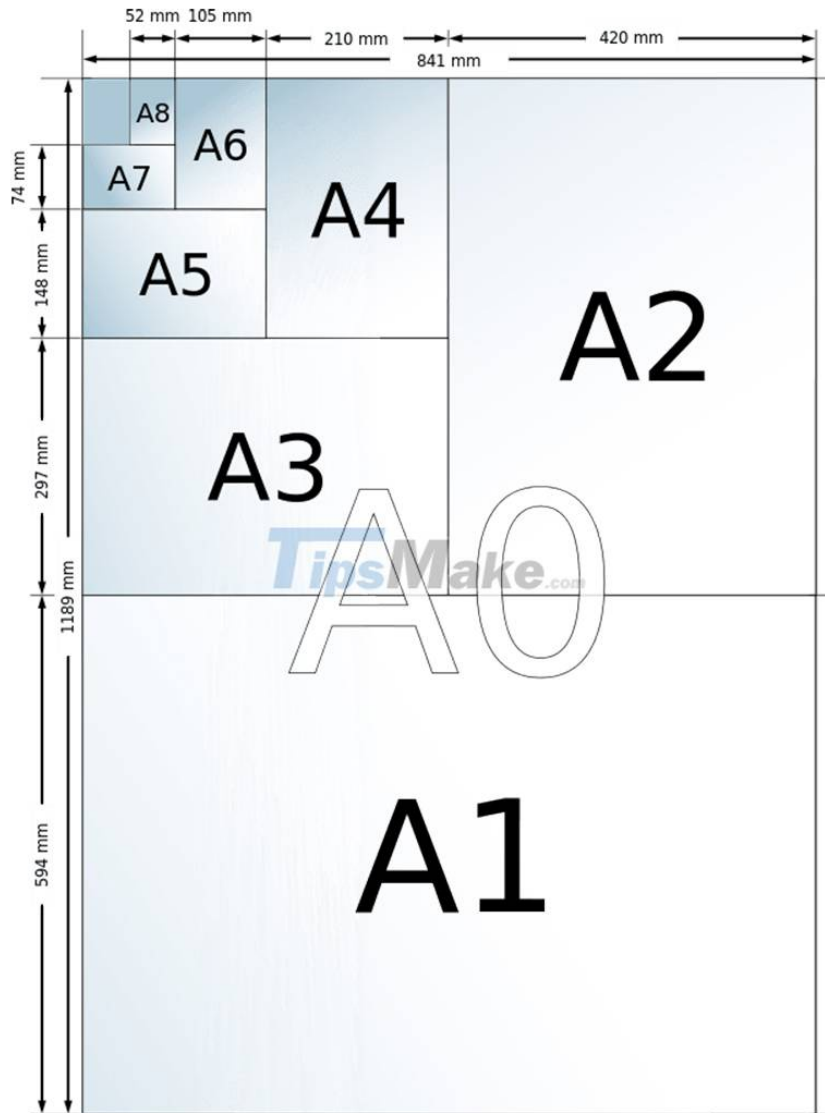
**- What is the North American standard for paper size?**

Besides ISO standard, paper size is also defined by North American standard based on the original sizes as Letter, Legal, Ledger/Tabloid. These paper sizes are widely used in art, graphics, printing, education, . in 3 countries USA, Canada, Mexico. Paper size units are in **inches** .



A5 size according to North American standards will have a size of **5.83 × 8.27 inches** or **148 x 210 mm** .

### Paper size ratio



### 2. Current A5 paper size

The way to write the size of the paper will be in the format of **width x height** .

Unit	Size
cm	14.8 x 21

mm	148 x 210
inches	5.83 × 8.27

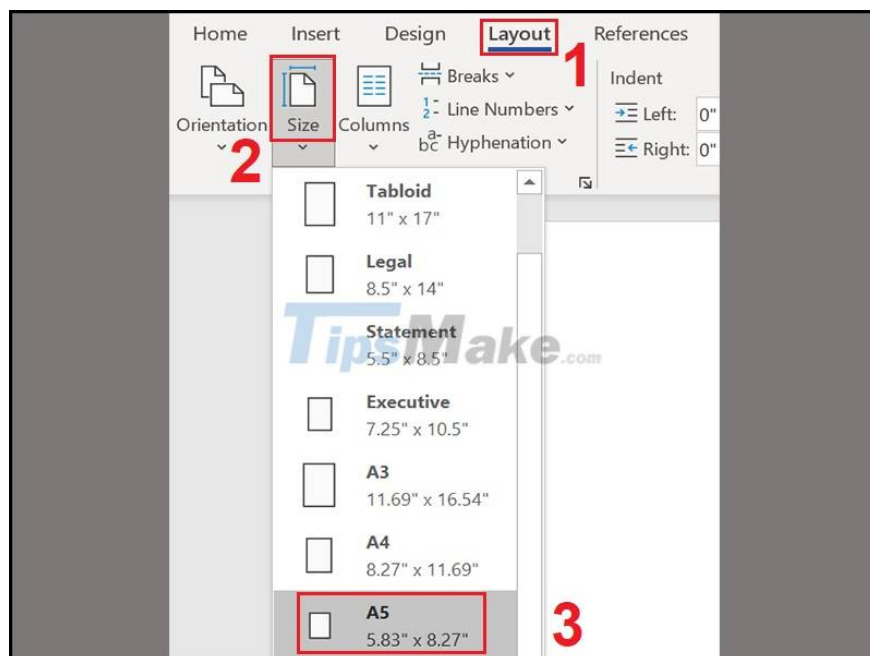
Particularly for **pixel** units , the size of the paper size must also be based on the PPI pixel density .

Pixel density	Size (pixels)
72 PPI	420 x 595
96 PPI	559 x 794
150 PPI	874 x 1240
300 PPI	1748 x 2480

### 3. How to choose A5 paper size in Word

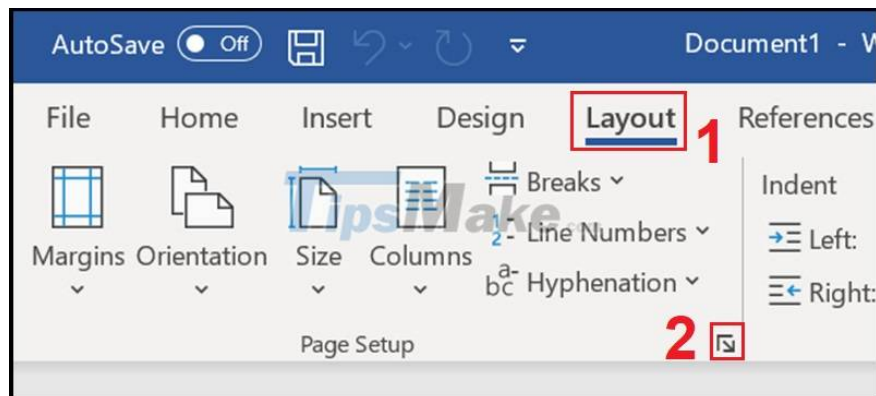
Choose A5 paper size on Word 2007, 2010, 2013, 2016

According to the custom style, we will click **Layout** > **Size** > Select **A5** .

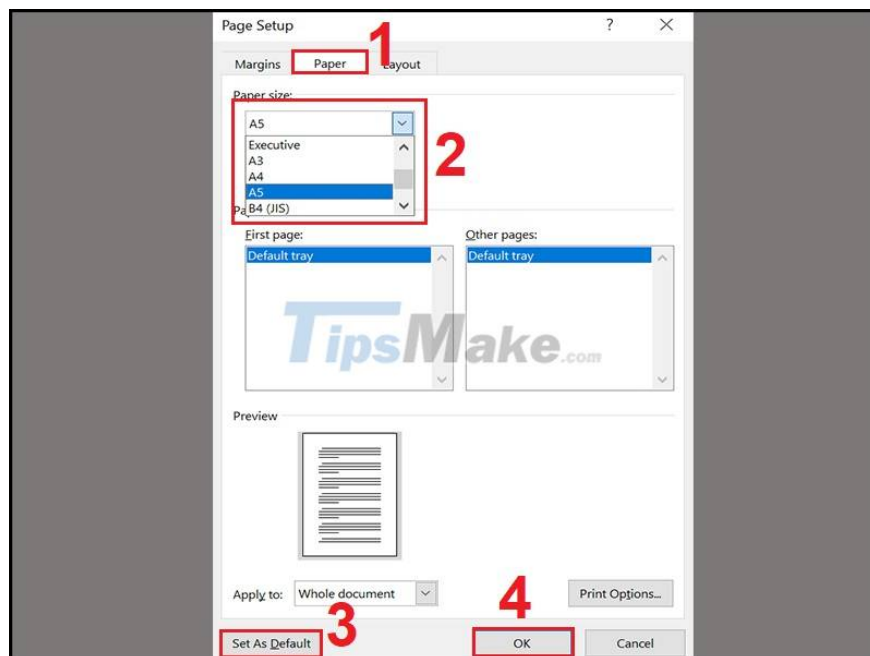


## Set A5 paper size to default

To set the A5 size to the default, click **Layout** > Click the small arrow in the right corner of the **Page Setup** section .

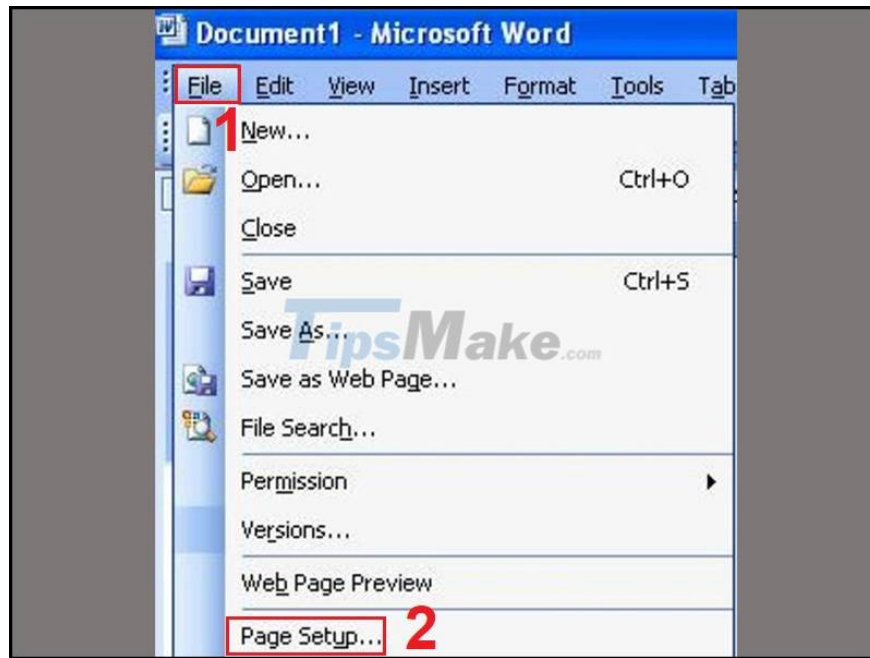


Select **Paper** > Select **A5** > **Set as default** > **OK** .

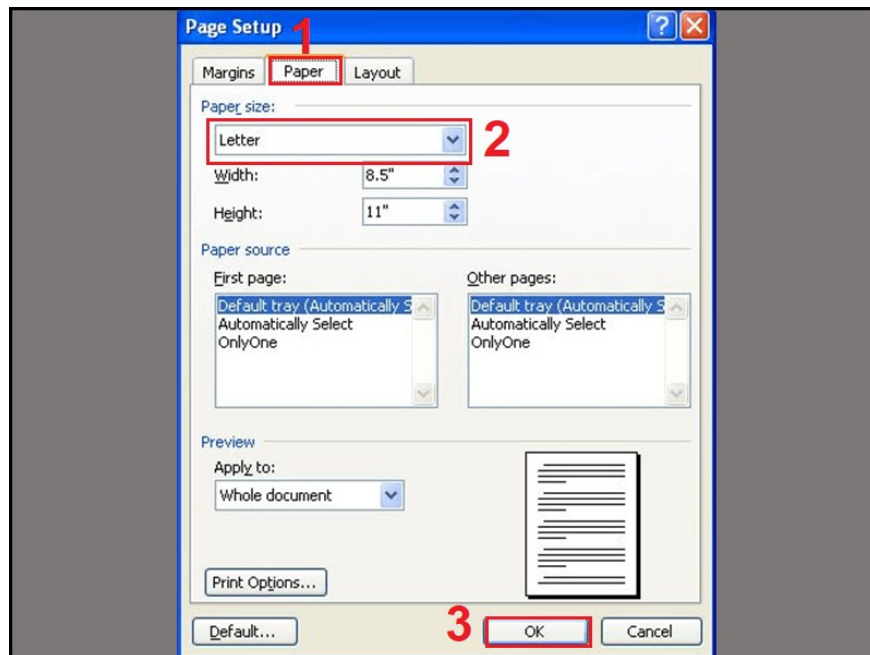


## Choose A5 paper size on Word 2003

For Word 2003 it will be a little different. Normally, the Page Setup dialog box will be in the Layout section, but for Word 2003 version, to open **Page Setup** , we open and select **File** .



The following steps to select A5 paper size are still performed similarly to newer versions of Word by selecting **Paper** > Click the down arrow to open the paper size options and select **A5** > **OK** .

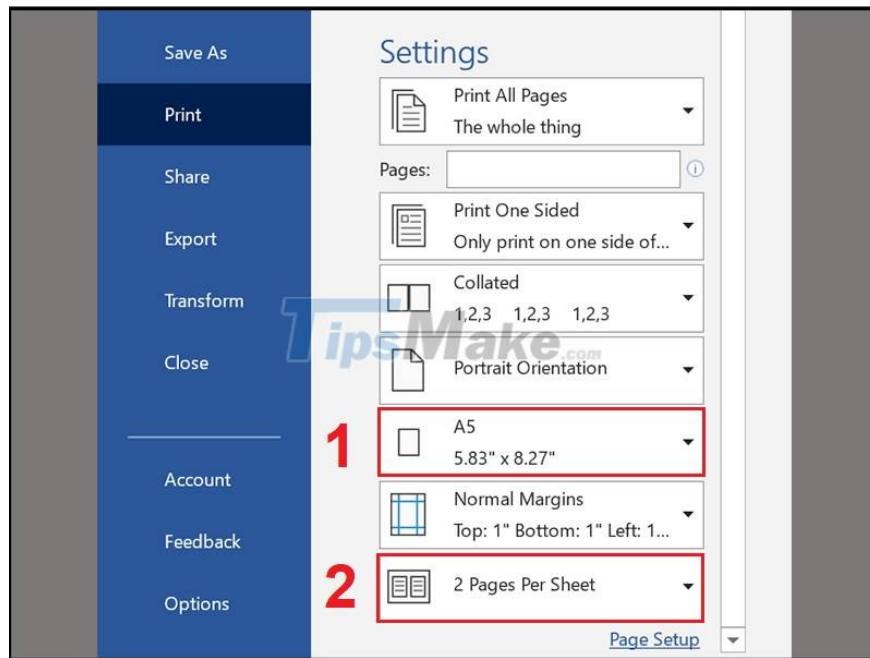


#### 4. How to print to A5 size in Word

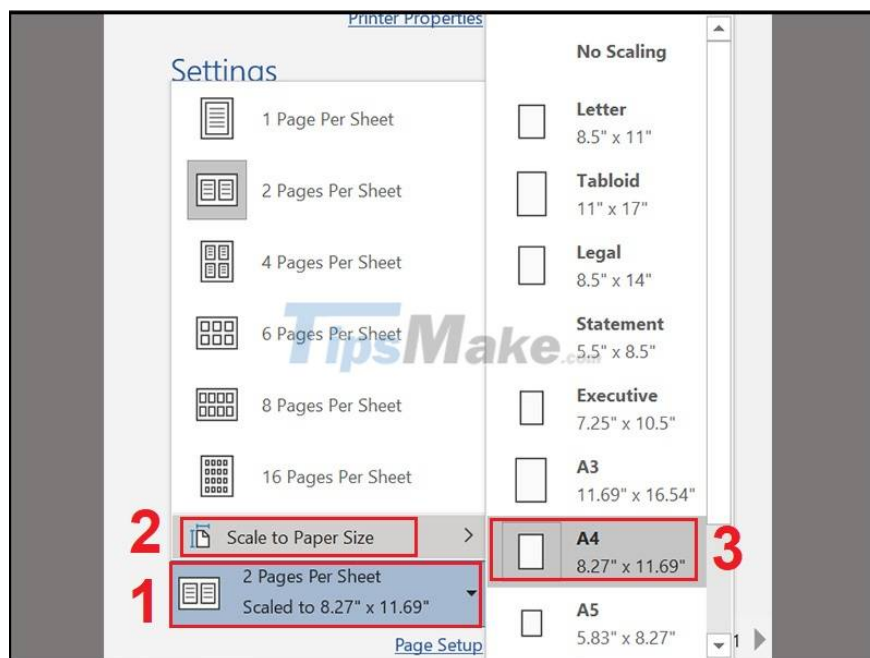
How to print A5 paper size in Word is extremely simple and easy to do. Basically, printing A5 size is not much different from printing A4 size.

#### 5. How to print A5 paper on A4 . paper size

Open Print by pressing Ctrl + P > Select the print paper size as **A5** and **2 Pages Per Sheet** .



Click to open **2 Pages Per Sheet** > Select **Scale to Paper Size** > Select **A4** .



Set the paper size scale to A4

*Above is information about A5 paper size and how to choose and print A5 in Word. Thank you for watching and see you in the next posts.*

You finished reading the article "**What is the size of A5 paper? How to select and print A5 paper in Word**" edited by the [TipsMake](#) team. We hope this article has provided you with many useful tech tips and tricks. You can search for similar articles on tips and guides. Thank you for reading and for following us regularly.