

What is iPhone tracking even when powered off? How to disable this

You're powering off your iPhone and suddenly see the message 'iPhone Findable After Power Off', you might be wondering what that means.

Find out below.

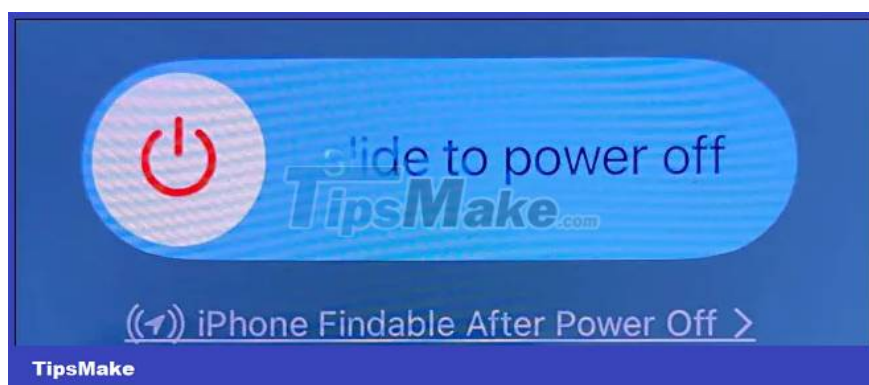
Track iPhone even when it's turned off

Starting with iOS 15, some modern iPhone models (such as iPhone 13) can be located remotely even while powered off via the Find My network and the Find My app.

The reason this 'unbelievable' thing is possible is because when powered off, the iPhone still provides a small amount of energy reserve for the Bluetooth chip, UWB and NFC, thereby making it easier to locate the lost iPhone. , even if the battery is nearly exhausted or the device is completely turned off.

In other words, iPhone won't turn off completely, but goes into a low-power state and acts like an AirTag to pick up Bluetooth signals from any nearby iOS devices, and then send back their location information. it's real time.

On supported devices, when iPhone is turned off, you'll see a 'iPhone Findable After Power Off' message on the 'Slide to Power Off' screen.



Nếu bạn vào liên kết 'iPhone Findable After Power Off' này, bạn sẽ thấy menu bật lên, trong đó có tùy chọn ?? tạm thời tắt tính năng này bằng cách nhấn vào 'Temporarily Turn Off Finding' (Tạm thời tắt tính năng tìm kiếm).




Sau đó, tính năng 'iPhone Findable After Power Off' sẽ vô hiệu hóa cho đến khi bạn tắt nguồn thiết bị. Nếu bạn muốn có một vài phút lâu dài hơn, hãy thực hiện các bước thiết lập dưới đây.

Vô hiệu hóa tính năng theo dõi iPhone khi đã tắt nguồn

iPhone Findable After Power Off là một tính năng hữu ích, nhưng vì một lý do nào đó mà bạn không có nhu cầu sử dụng. Thực hiện các bước thiết lập bên dưới để vô hiệu hóa nó.

Trước tiên, mở ứng dụng Settings (Cài đặt) bằng cách nhấp vào biểu tượng bánh răng trên màn hình chính.



On the Settings interface that appears, click on your Apple ID name at the top.

In the Apple ID settings, select 'Find My'.



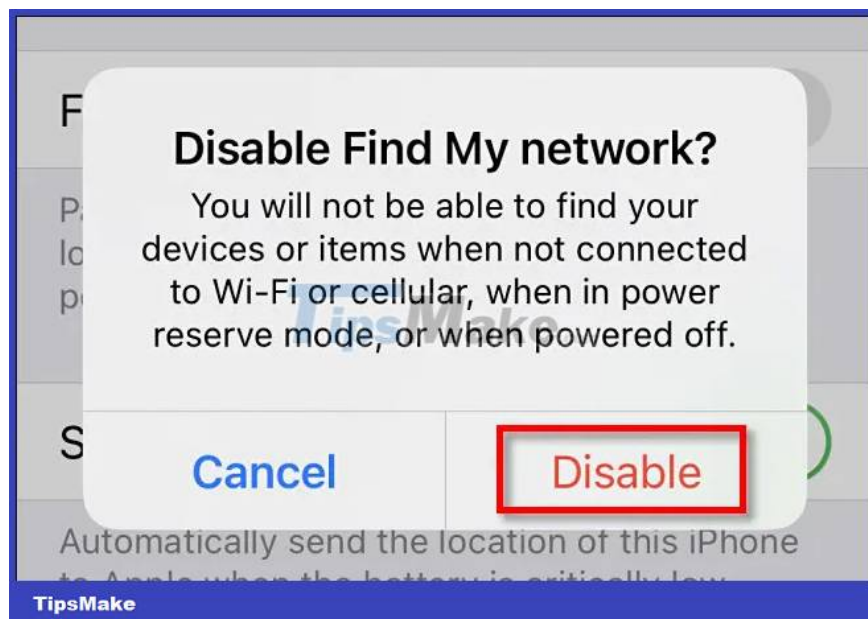
Under 'Find My', tap 'Find My iPhone'.



In the Find My iPhone preferences, tap the switch next to 'Find My Network'.



In the pop-up message that appears, select 'Disable'.



(Warning: If you turn off Find My here, you won't be able to remotely locate your iPhone if it's offline, low on battery, or powered off).

Now, 'Find My Network' has been turned off, and you won't be able to use 'Find My' to locate your iPhone when powered off.

You finished reading the article "**What is iPhone tracking even when powered off? How to disable this**" edited by the [TipsMake](#) team. We hope this article has provided you with many useful tech tips and tricks. You can search for similar articles on tips and guides. Thank you for reading and for following us regularly.