


# What is igfxpers.exe and how to disable igfxpers.exe?

Sometimes when you open Task Manager on a Windows computer, if you notice, you will see a program called igfxpers.exe running.

## 1. What is igfxpers.exe?



Don't worry too much, igfxpers.exe is not a virus, malware or a program or malware.

Igfxtray.exe is a process that allows you to access Intel Graphics configuration. The igfxtray.exe process is installed on your computer when you install the graphics card driver. Igfxpers.exe will be installed on your computer with Windows drivers during you install Intel or nVidia graphics card.

Igfxpers.exe is part of Driver Graphics Media Accelerator. According to Intel, the function of "igfxpers.exe" is to assist in enabling the screen resolution setting.

If you disable igfxpers.exe, your monitor may lose its current resolution setting.

Igfxpers.exe is not a virus, malware or other program or malware. The igfxpers.exe process is not a necessary process on Windows. You can disable this process to increase Windows boot time as well as prevent any annoying messages (if any).

## 2. How to disable igfxpers.exe on your Windows computer?

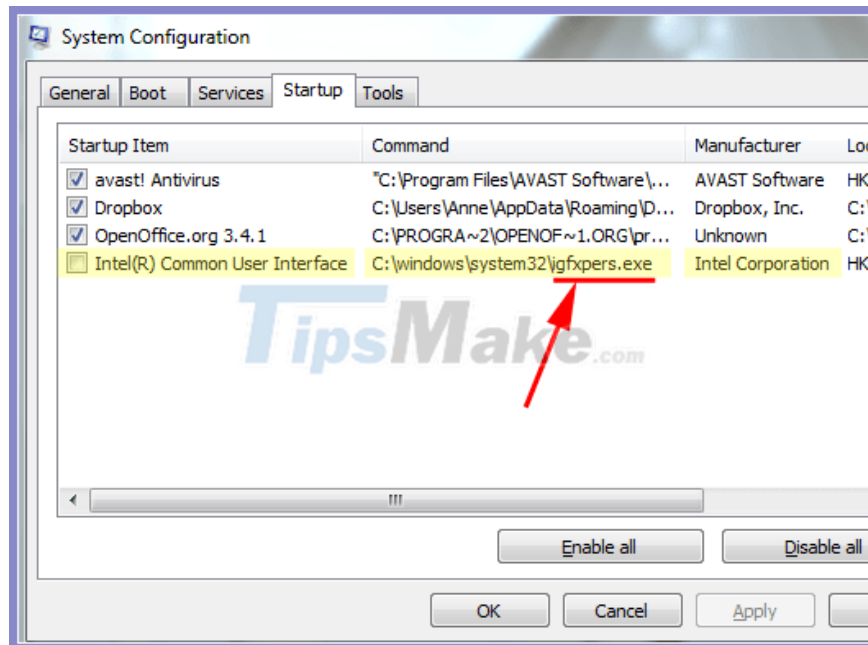
**Note:**

When you disable igfxpers.exe you need to know, some features on graphics card will no longer work.

Therefore you should only disable igfxpers.exe in case it takes up too many resources on your computer

To disable the igfxpers.exe process, first press **Windows + R** to open the Run dialog box, then type **msconfig** in the Run dialog box and press **Enter** to open System Configuration.

On the System Configuration interface, click the **Startup** tab , then uncheck the **Intel (R) Common User Interface** option and select **Apply => OK** .



Finally, restart your Windows computer. You can check by opening Task Manager, at this point you will no longer see the igfxpers.exe process on Task Manager.

In case you want to re-enable the igfxpers.exe process, follow the same steps and check the **Intel (R) Common User Interface** option .

## Common igfxpers.exe error messages

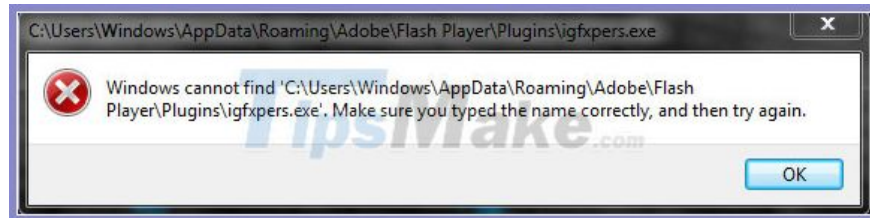
Now that you know what the igfxpers.exe file is, let's take a look at what the igfxpers.exe error looks like. Once you know about the types of igfxpers.exe errors, you can examine the cause and then all possible methods to resolve the igfxpers.exe related error.

1. Igfxpers.exe entry point not found
2. Igfxpers.exe unable to locate component
3. Igfxpers.exe runtime error
4. Igfxpers.exe application error
5. Igfxpers.exe system error
6. Igfxpers.exe is not a valid Win32 application
7. Cannot find igfxpers.exe
8. Igfxpers.exe not found

9. Igfxpers.exe has encountered a problem and needs to close. We are sorry for the inconvenience
10. Error starting program igfxpers.exe
11. Igfxpers.exe application error
12. Igfxpers.exe bad image

Or the system may appear any other error when the igfxpers.exe file is corrupted or deleted from the computer. Now, let's examine the causes of such error messages on your computer.

## Cause of the igfxpers.exe error



There are several reasons that cause the igfxpers.exe error

There could be a number of reasons for the igfxpers.exe error. Here are some of the reasons that cause the igfxpers.exe system crash.

Error igfxpers.exe can be caused by a virus infection or malware on the computer.

The igfxpers.exe error can also happen due to accidental deletion of the igfxpers.exe file on the computer.

Another reason for such errors could be outdated drivers and the lack of the latest system updates installed. Reference: [5 basic ways to update, update the computer driver for more details.](#)

Errors can also occur due to corrupted registry entries.

Regardless of the reason that is causing the igfxpers.exe error on your computer, you can always fix them.

By now, you should have understood that igfxpers.exe files are not viruses and they do not cause any problems.

If your computer has been infected with a virus or the igfxpers.exe files have been accidentally deleted from the computer, you will start to encounter unwanted igfxpers.exe errors on the computer and that's definitely one thing. not very pleasant.

But as always, there are solutions to all problems and errors with igfxpers.exe file too.

Good luck!

You finished reading the article "**What is igfxpers.exe and how to disable igfxpers.exe?**" edited by the [TipsMake](#) team. We hope this article has provided you with many useful tech tips and tricks. You can search for similar articles on tips and guides. Thank you for reading and for following us regularly.