

What is IDM? How to download and install the software on your PC or laptop.

In today's digital world, IDM, or Internet Download Manager, plays a crucial role in optimizing the user experience when downloading files. But what is IDM? This article will explore and explain the basics of this download tool.

If you're wondering **what IDM is** and whether it's safer to use than other download software, you can refer to the article below to gain more essential knowledge about this tool.



What is IDM? How to download and install it on your PC or laptop.

What is IDM? Is it necessary to use Internet Download Manager?

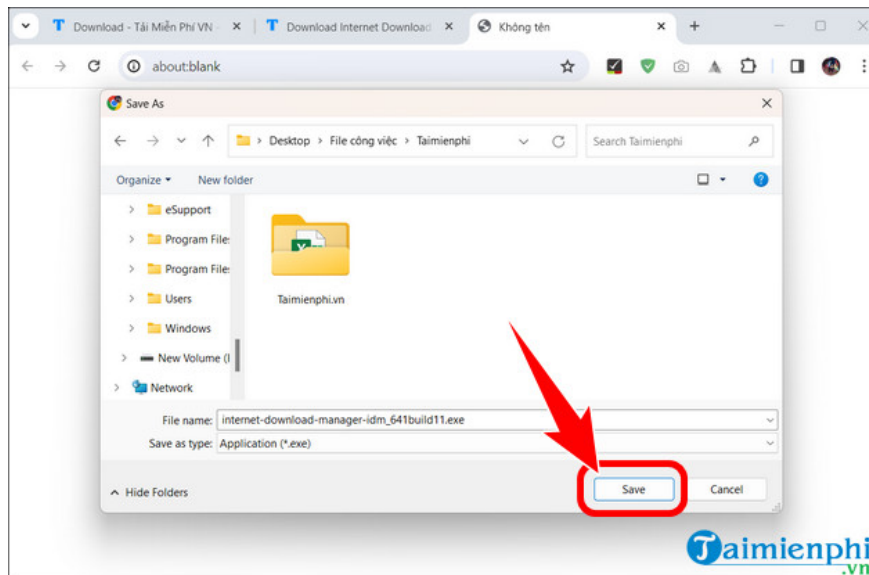
Internet Download Manager, or **IDM**, is a download manager designed specifically for the Windows operating system. This tool allows users to download files at high speeds, utilizing all available bandwidth. Importantly, IDM also supports the ability to resume downloads if problems occur, and integrates well with many popular web browsers.

How to download and install IDM on your PC or laptop.

After understanding what IDM is, readers can follow the steps below to download and install Internet Download Manager on their PC or laptop.

Step 1: Access the link to download the latest version of IDM here.

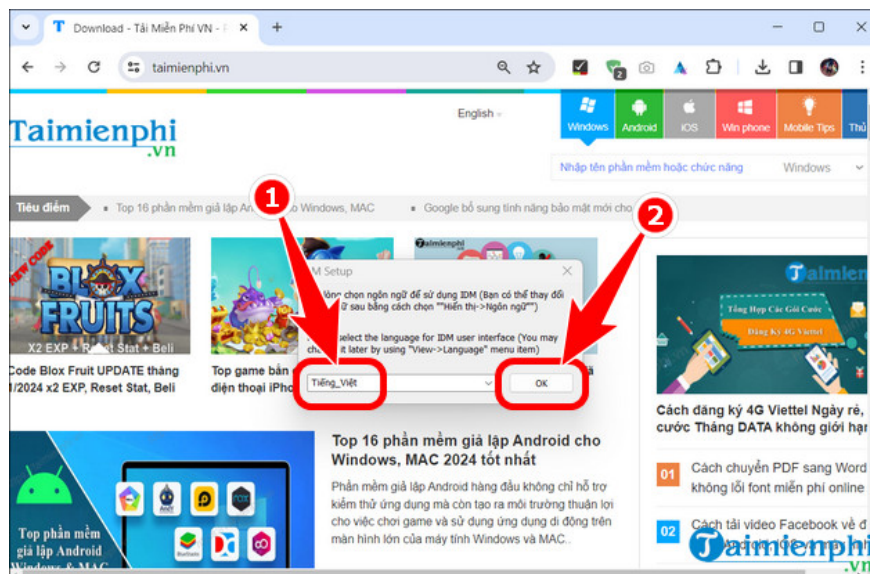
- Choose a location to save the file => click **Save** .



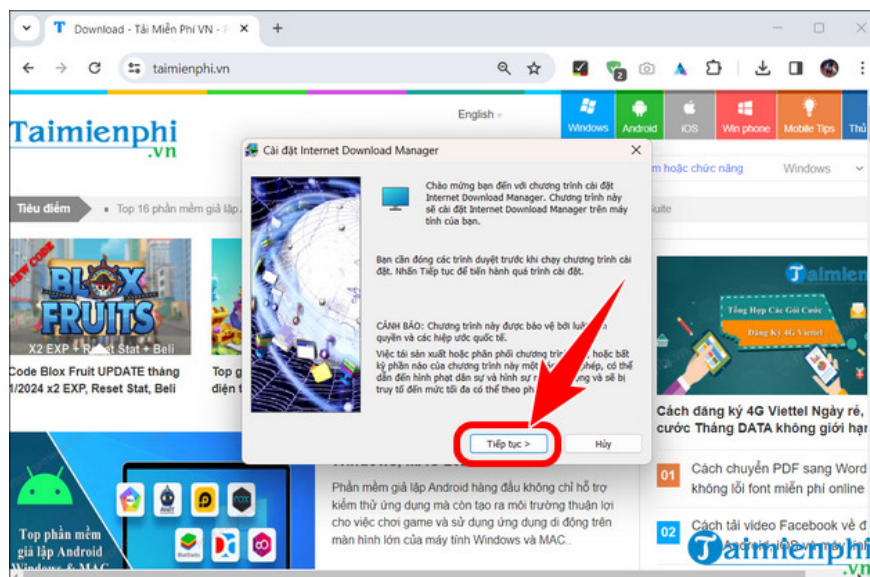
Step 2: Open the Downloads Log => click on the IDM installer .



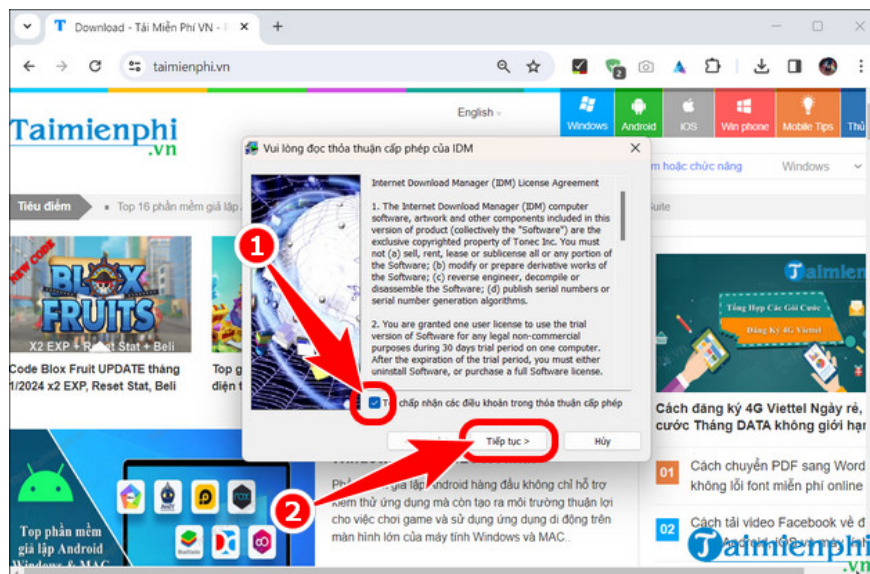
Step 3: Select **Vietnamese language** => **OK** .



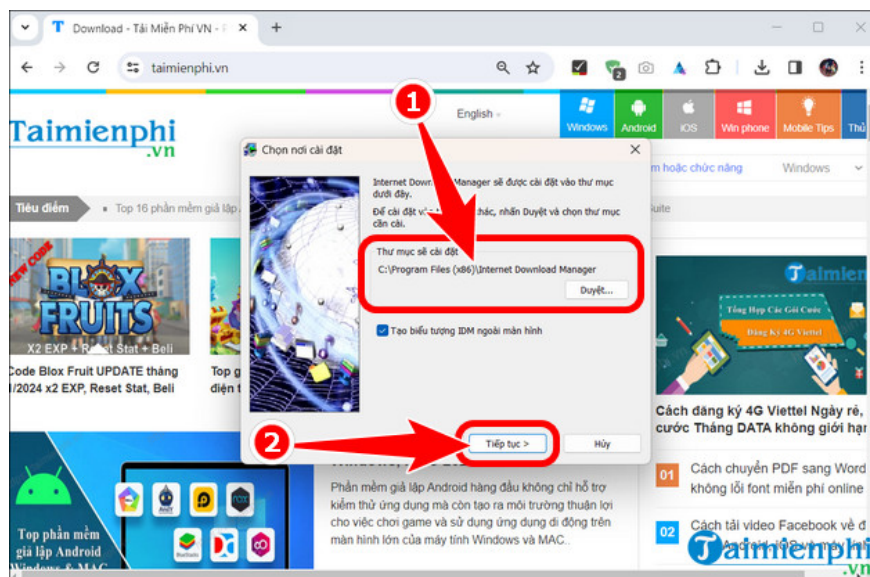
- Click **Continue** the installation process.



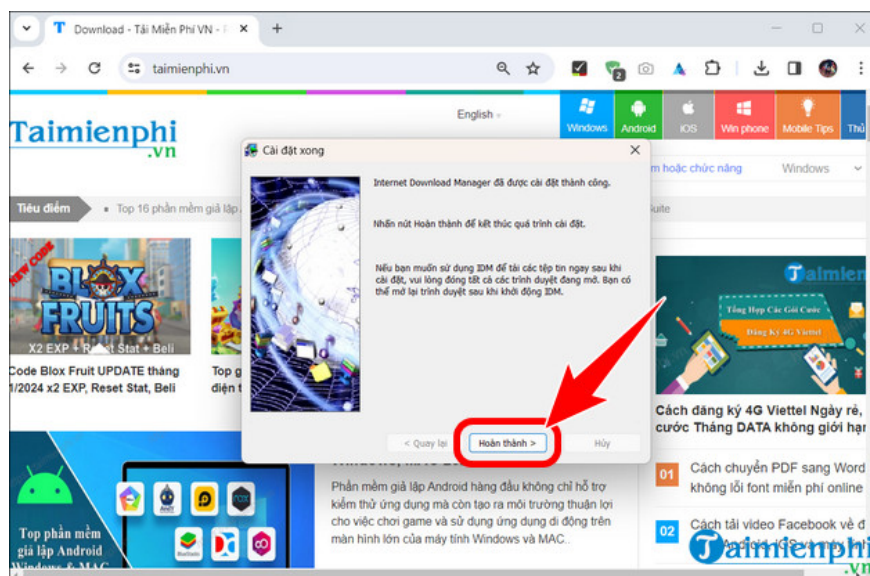
- Check the box to agree to the terms and conditions => **Continue** .



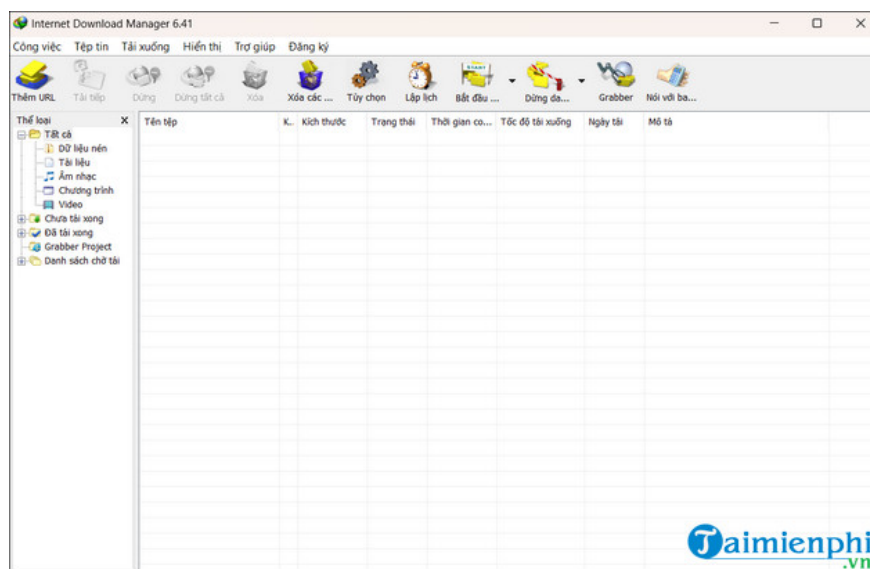
- Choose the installation directory => press **Continue** .



- Wait for the software installation process to complete => click **Finish** .



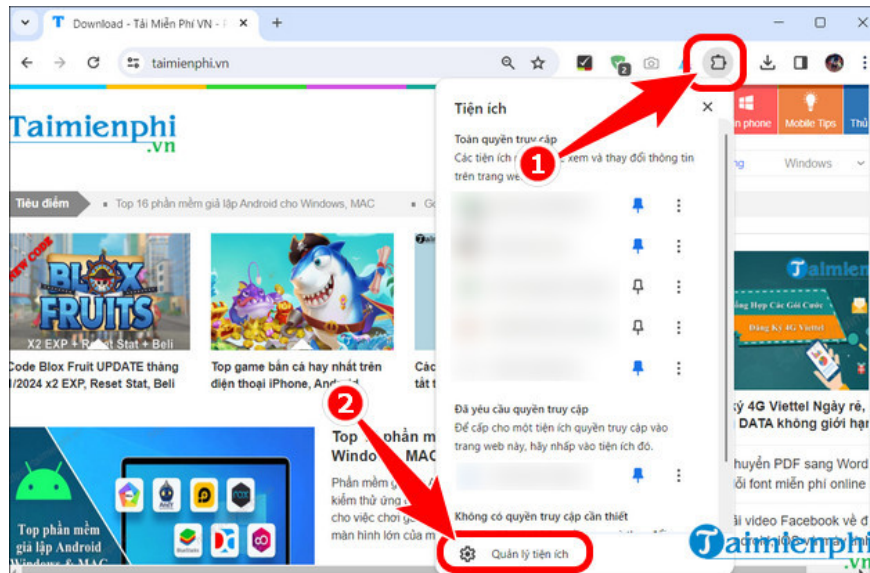
Step 4: The main IDM interface will appear as shown below. Since this software offers a 30-day free trial , you will need to purchase a license to continue downloading files after the trial expires.



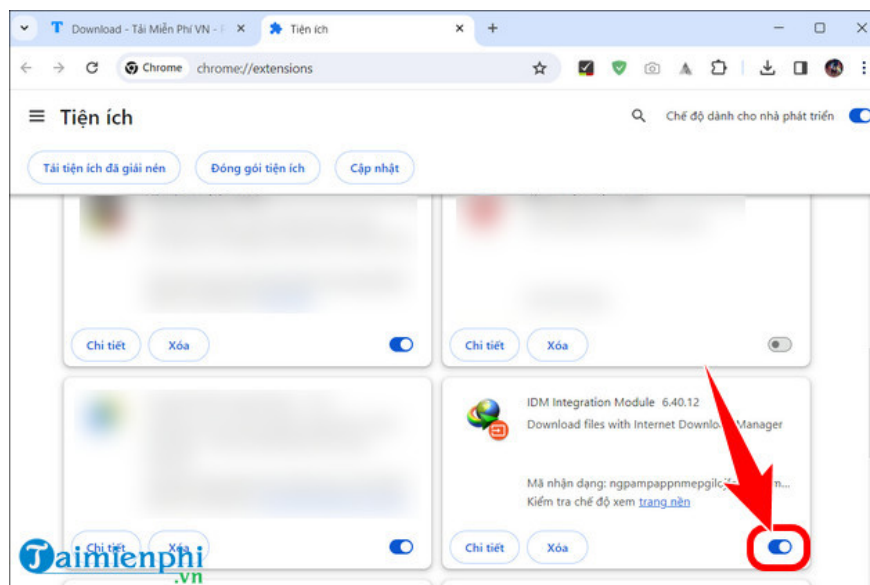
How to install and use IDM to download files on Google Chrome.

For Google Chrome, you need to set it up as instructed below to download files and videos to your computer. On other browsers, IDM automatically captures the link directly without installation. Once IDM is successfully installed, the software will automatically add the extension to your browser. Users only need to activate the extension to download files to their computer.

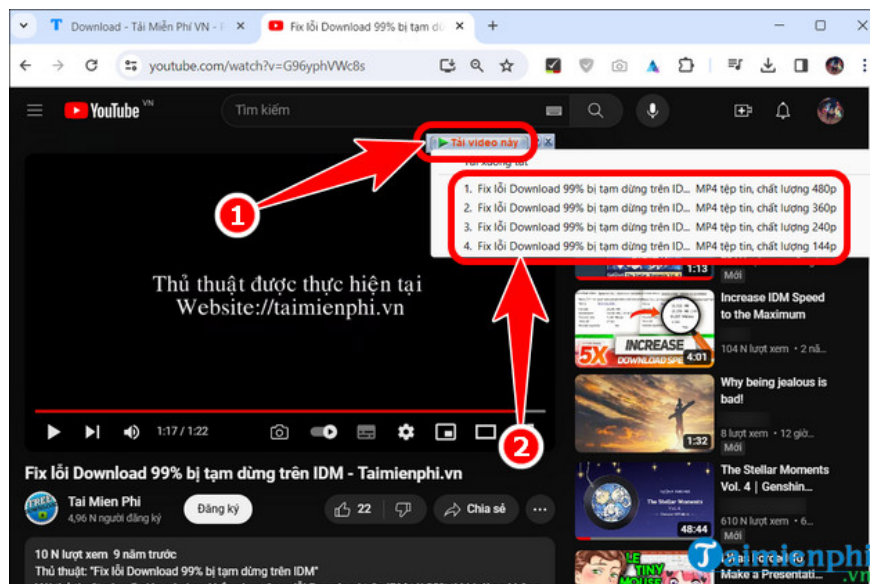
Step 1: Open your web browser , click the extension icon => Manage extensions .



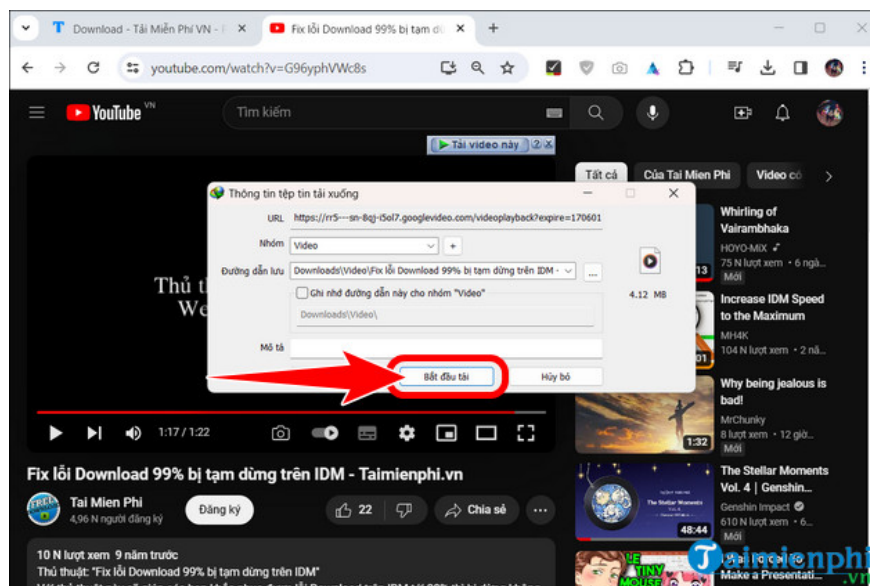
- Toggle the IDM extension switch .



Step 2: Open any file or video , click "Download this video" in IDM => select the quality .



Step 3: Click **Start downloading** the file to your PC.



Key features of IDM on PC and Laptop

Internet Download Manager (IDM) boasts many outstanding features, making it one of the most popular download managers on the Windows operating system. Here are some of IDM's key features:

- **Download speed acceleration:** The software uses a method of splitting files and simultaneously downloading multiple parts from different servers, increasing download speed.
- **Supports file download recovery and resumption:** IDM can resume downloads if interrupted due to internet connection loss or sudden power outage.
- **Scheduled downloads:** Users can schedule downloads, automatically starting and stopping them at specific times.
- **Multi-browser integration:** This tool integrates seamlessly with many popular browsers such as Google

Chrome, Firefox, C?c C?c, etc., making the download process convenient.

- **Supports multiple protocols:** In addition to the above, IDM also supports various protocols such as HTTP, FTP, HTTPS, allowing downloads from many different sources.

- **Simple and easy-to-use interface:** In addition, IDM has a user-friendly interface, providing detailed information during the download process.

With the information above, readers should now understand what IDM is and how to use the software on a PC. During use, if the tool doesn't automatically detect download links as usual, you can try the methods to fix the **IDM not detecting YouTube links on Chrome** that Taimienphi has guided you through in previous articles.

You finished reading the article "**What is IDM? How to download and install the software on your PC or laptop.**" edited by the [TipsMake](#) team. We hope this article has provided you with many useful tech tips and tricks. You can search for similar articles on tips and guides. Thank you for reading and for following us regularly.