

What is ChatGPT Plus? How to register ChatGPT Plus in Vietnam

According to new information, Chat GPT Plus has now been deployed in the Vietnamese market so that we can buy and register our accounts, without expecting VPN software or using another phone number to register to use Chat GPT like now.

According to new information, Chat GPT Plus has now been deployed in the Vietnamese market so that we can buy and register our accounts, without expecting VPN software or using another phone number to register to use Chat GPT like now. So how is Chat GPT Plus different from the regular Chat GPT version and how to register Chat GPT Plus?

What is GPT Plus Chat?

Compared to the Chat GPT version, the Chat GPT Plus package upgrades the experience with many features. When using Chat GPT Plus, you will never encounter errors or overloads when connecting to the server. The server response time is also much faster than the regular version.

Especially when the manufacturer releases many new features, those who register for Chat GPT Plus will always be given priority to experience the use first. Currently, users will need to pay 20 USD per month to register and use Chat GPT Plus.

Feb 10 update

ChatGPT Plus is available in **Vietnam**

Subscribers will receive:

- General access to ChatGPT, even during peak times
- Faster response times
- Priority access to new features and improvements



Close

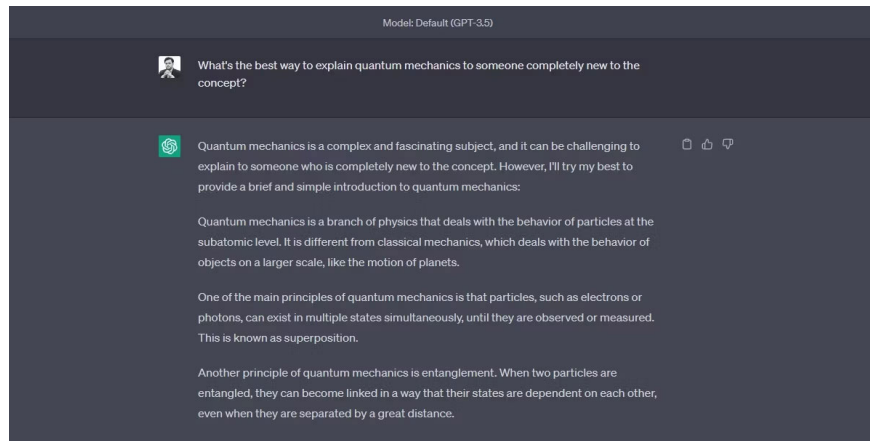
Learn more

Advantages of Upgrading to ChatGPT Plus

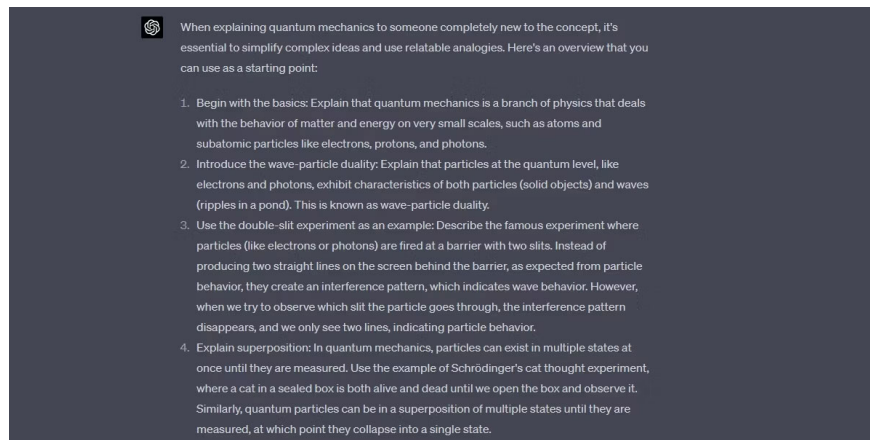
Beyond the obvious upgrades, like access to the latest version of OpenAI's GPT language model and new features, the real benefits are more subtle. For example, GPT-4 is much better at understanding context and processing language.

1. Higher quality feedback with GPT-4

GPT-4 is said to have been trained on over a trillion parameters, which means it is better than GPT-3.5 at recognizing complex patterns in data to generate better responses. It also has better language processing, contextual understanding, and complex problem-solving skills.



GPT-4 is clearly better. It gets straight to the point and presents a numbered list illustrating the main discussion points. GPT-4 immediately explains that using simple analogies is the best way to explain the topic to a layperson, and that's exactly what it did for each discussion point.



So for most prompts, it understands the problem and context better than GPT-3.5. Where you have to try several different prompts to get the desired output from GPT-3.5 (the free version of ChatGPT), GPT-4 produces the same output with significantly fewer prompts.

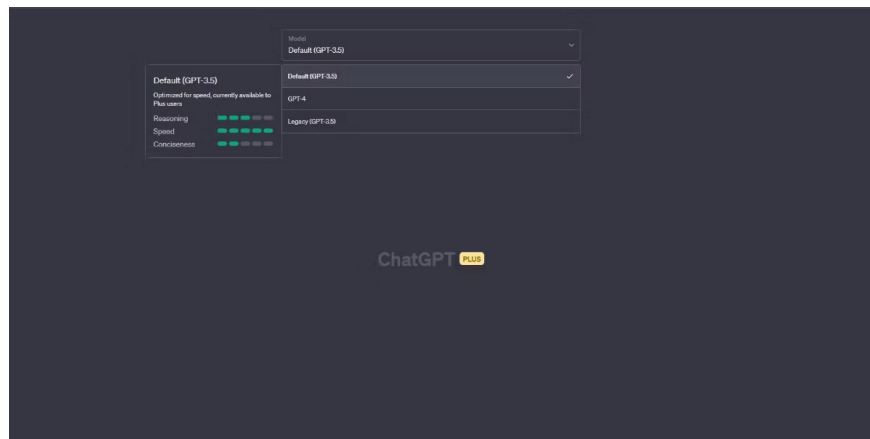
But this is not all the differences between GPT-4 and GPT-3.5: GPT-4 can take visual input, it is creative, and its feedback is also more realistic.

2. Priority access to new features



OpenAI is constantly creating new features to further improve their language models. If you sign up for ChatGPT Plus, you will have priority access to the latest releases from OpenAI, giving you the chance to test them before free users.

3. Faster response time



Slow response times and limited availability are two of the biggest annoyances with the standard version of ChatGPT. Upgrading to the Plus version fixes both of these issues. When using the Plus version, you can choose to use the default model (GPT 3.5), GPT-4, or even the older version that was available at launch (although this is being phased out).

While the default model is more or less the same as the old version in terms of response, it is much faster. Another interesting insight is that when both GPT-3.5 and GPT-4 are asked to explain quantum mechanics (discussed above), GPT-3.5 is significantly faster.

GPT-4 is slower than GPT-3.5 because it requires more parameters. Since it needs to access more information, it takes longer to respond.

4. Higher availability

When using the standard version of ChatGPT, you may encounter an error message stating 'ChatGPT is currently running at full capacity.' Due to the unprecedented popularity of OpenAI's chatbot, millions of people are often trying to use the service at any given time.

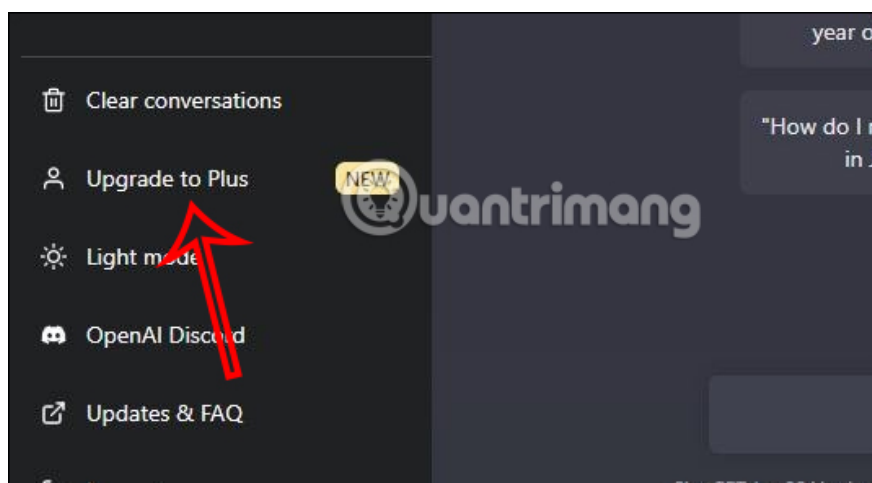
This lack of availability is not an issue with the Plus version, as your access to the chatbot is prioritized during peak hours. Having consistent access to ChatGPT is a blessing when your workflow relies heavily on it.

How to register Chat GPT Plus

Note, currently Chat GPT Plus is not available for all Chat GPT Free accounts. Those who receive an email inviting them to upgrade to the Plus version can register.

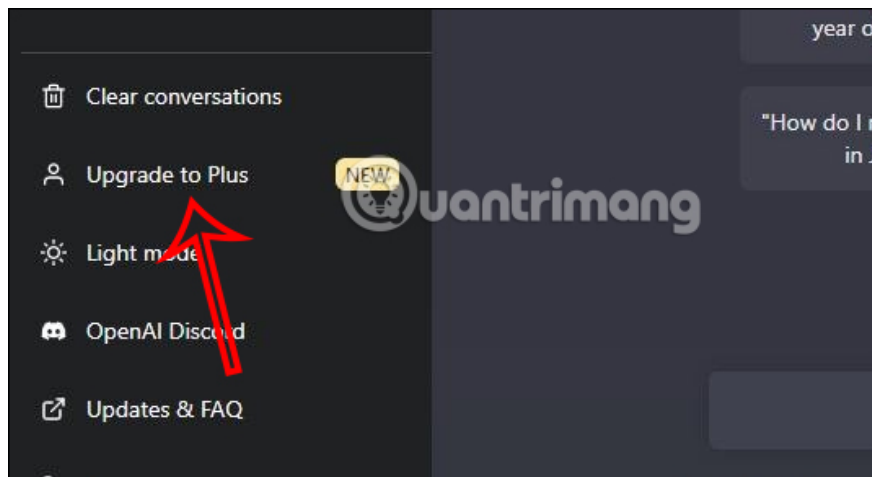
Step 1:

At the Chat GPT interface, click on **Upgrade to Plus** on the left side of the screen to upgrade your account to Chat GPT Plus.



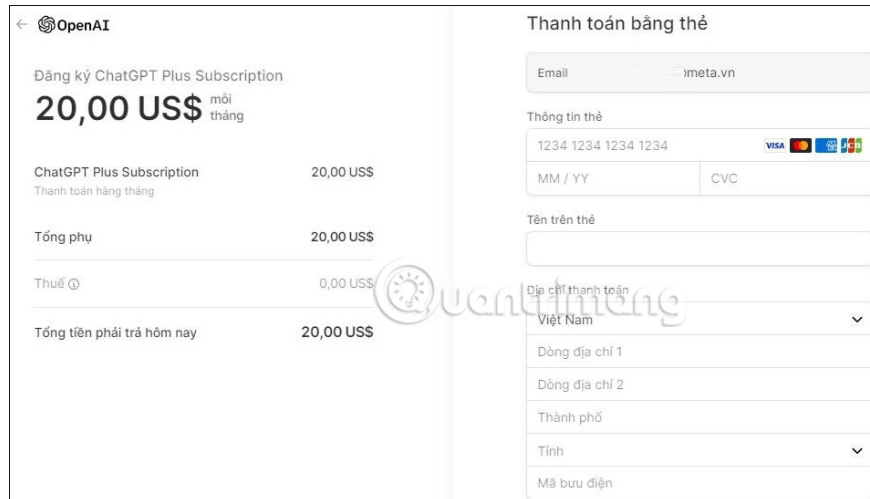
Step 2:

Now we will see information about the Chat GPT Plus upgrade package, click **Upgrade plan** to upgrade.



Step 3:

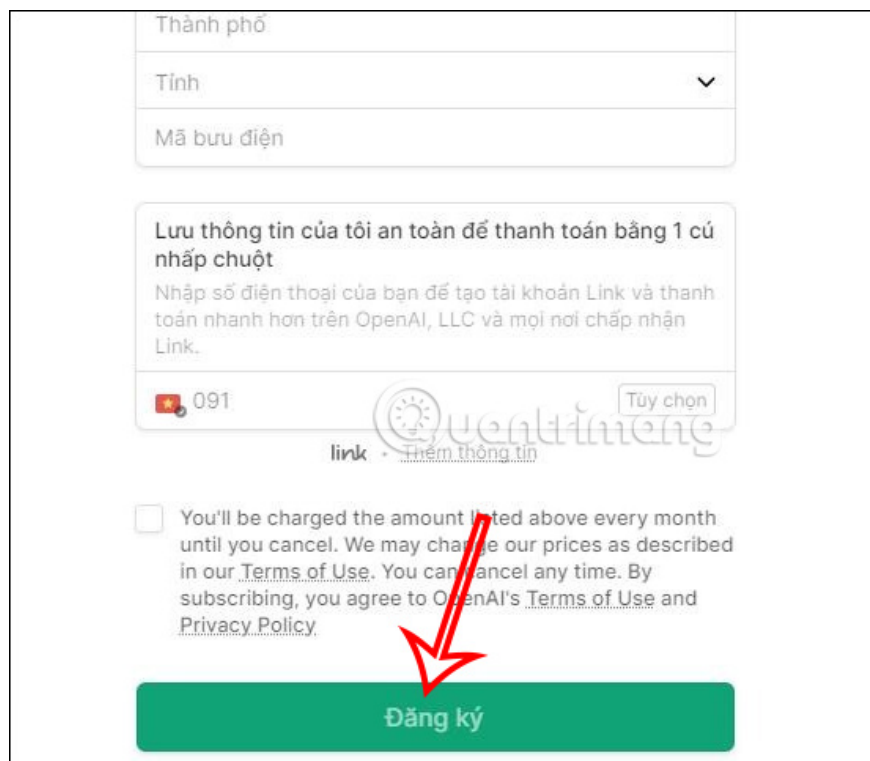
Immediately after that, switch to the payment card information filling interface to make payment to OpenAI through the Stripe gateway.



The screenshot shows the OpenAI payment interface. On the left, the subscription details are listed: "Đăng ký ChatGPT Plus Subscription" for 20,00 US\$ per month. Below this, a table shows the breakdown: "ChatGPT Plus Subscription" (20,00 US\$), "Thuế @" (0,00 US\$), and "Tổng tiền phải trả hôm nay" (20,00 US\$). On the right, the "Thanh toán bằng thẻ" (Pay with card) section is visible. It includes an email field (jmeta.vn), a card number field (1234 1234 1234 1234), and fields for MM / YY and CVC. Below these are fields for the cardholder's name, address (street, city, province), and zip code.

Step 4:

We fill in the required information and **click Register** below to proceed with payment and upgrade to the Chat GPT Plus package.



The screenshot shows the registration step of the payment process. It features a form with fields for "Thành phố" (City), "Tỉnh" (Province), and "Mã bưu điện" (Postal code). Below the form, there is a section titled "Lưu thông tin của tôi an toàn để thanh toán bằng 1 cú nhấp chuột" (Save my information safely for payment with 1 click). This section includes a text box for the phone number (091) and a "link" button. A checkbox is present, with the text: "You'll be charged the amount listed above every month until you cancel. We may change our prices as described in our [Terms of Use](#). You can cancel any time. By subscribing, you agree to OpenAI's [Terms of Use](#) and [Privacy Policy](#)." A red arrow points to the "Đăng ký" (Register) button at the bottom.

When you successfully register, you will have some additional My account management items to manage your personal account. In addition, the interface will also display the version you are using, such as ChatGPT Jan 30 Version.

After successful registration, your account will automatically be charged for renewal. If you do not request to cancel the renewal at least 24 hours before the start of the next cycle, we need to pay attention.

Your Card Was Declined error. Please Try A Different Card to register for GPT Plus Chat

Many people when registering for Chat GPT Plus or upgrading Chat GPT Plus will encounter an error message as shown below.


Subscribe to ChatGPT Plus Subscription

US\$20.00 per month

[View details](#)

Email

Card information

4221 

Your card was declined. Please try a different card.

Name on card

Billing address

Vietnam

Address line 2
Ho Chi Minh
Province

This error occurs not only in Vietnam but also in the UK, Canada, etc. markets. This is because OpenAI has not been synchronized for other markets except the United States. Therefore, when using international payment cards, you will receive a red message that the card you entered is not accepted.

The only way to fix this error if you encounter it is to use a US payment card and use the information here to continue to complete the payment. OpenAI has received feedback from users and will fix it soon. Or you can email feedback to the Open AI team at support@openai.com to notify the problem you are experiencing.

Disadvantages of Upgrading to ChatGPT Plus

While upgrading to ChatGPT Plus certainly sounds easy, there are some downsides to the service that you should be aware of.

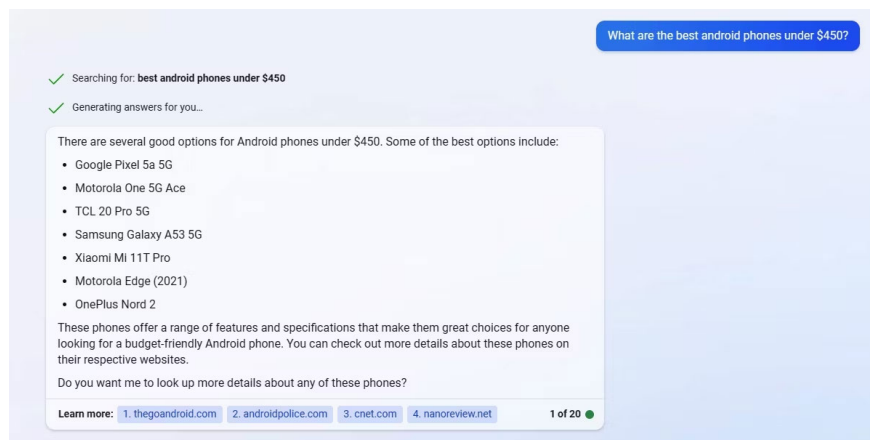
1. Limited number of reminders



The fact that GPT-4 can generate over 25,000 words at a time, while GPT-3.5 is limited to 3,000 words/reply, while longer, higher-quality responses are a huge upgrade, there's an almost equally big limitation holding GPT-4 users back: You can only send 25 new messages every 3 hours.

This hard limit is extremely restrictive, as you will quickly see that 25 messages is not a lot. Originally, this limit was around 100 messages, but OpenAI has been reducing it over time with the scaling of GPT-4. So you have limited access to the latest GPT language model, even if you have purchased a subscription.

2. Microsoft's Bing Chat is free and sometimes better



There are a lot of differences between ChatGPT and Bing Chat. One is essentially an AI-powered search engine, while the other is more of a 'traditional' chatbot. However, that doesn't mean you can't use Bing Chat for similar purposes. It's free to use, can access information from the Internet in real time, doesn't have many usability issues, and also uses GPT-4 technology.

Accessing information directly from the Internet makes Bing Chat much more flexible than ChatGPT. Unfortunately, Microsoft is cautious about how it responds to certain prompts. Bing will sometimes refuse to respond to controversial topics. However, it's worth trying ChatGPT Plus before paying for it to see if it fits your needs.

3. The free version is still good in most cases

If the pros outweigh the cons for you, then paying \$20/month for a highly flexible chatbot might not sound too bad. But while all of the benefits mentioned above are certainly appealing, it's hard to ignore the obvious — the free version is good enough for most people.

Now, if faster response times and better usability are really important to you, then those are reasons enough to upgrade. However, by incorporating the right reminder creation techniques into ChatGPT, you'll find that the free version is still very useful. This isn't really a downside to the Plus version; it's just that the free version is still really useful.

You finished reading the article "**What is ChatGPT Plus? How to register ChatGPT Plus in Vietnam**" edited by the [TipsMake](#) team. We hope this article has provided you with many useful tech tips and tricks. You can search for similar articles on tips and guides. Thank you for reading and for following us regularly.