What is an AI file How to open an AI file

What is an AI file How to open an AI file. The leading software for designing vector graphics is called Aodobe Illustrator, so the graphic files from this software have an AI extension and it is considered the standard format. So, what is an AI file? Open fi

When you go on the road and meet the billboards, logos or large banners are very beautiful and wonder how they are designed so beautifully. You may not know, to design things on the designer will use images in the form of vector, design images in the form of vector has great advantages compared to conventional bitmap images. With vector images you can zoom it out to any size still sharp and clear and normal images when enlarged will be smudged. And the leading software for designing vector graphics is called Aodobe Illustrator, so the graphic files from this software have an AI extension and it is considered the standard format. So, what is an AI file? Open the AI ??file with any software and how to open the AI ??file? The following article of TipsMake.com will answer for you.

I. What is AI file?

Adobe Illustrator (AI) is a proprietary file format developed by Adobe to describe single-page vector drawings in EPS or PDF formats. The .ai file format is exported and used by Adobe Illustrator software.

In summary, the AI ??file is a vector graphic file and designed primarily by Adobe Illustrator software.

II. Software that can open AI files

In addition to **Adobe Illustrator** , there are many software that can open AI files, but not all software can edit this type of file.

If you just need to open the AI ??file to see it, it is possible to change the AI ??file to a PDF extension (a common format) and can open it with any PDF reader software such as FoxitReader. Changing the file extension is also very simple, right-click on the AI ??file, select Renme, and then change the .ai extension to .pdf.

Here is an example of opening an AI file as a PDF:

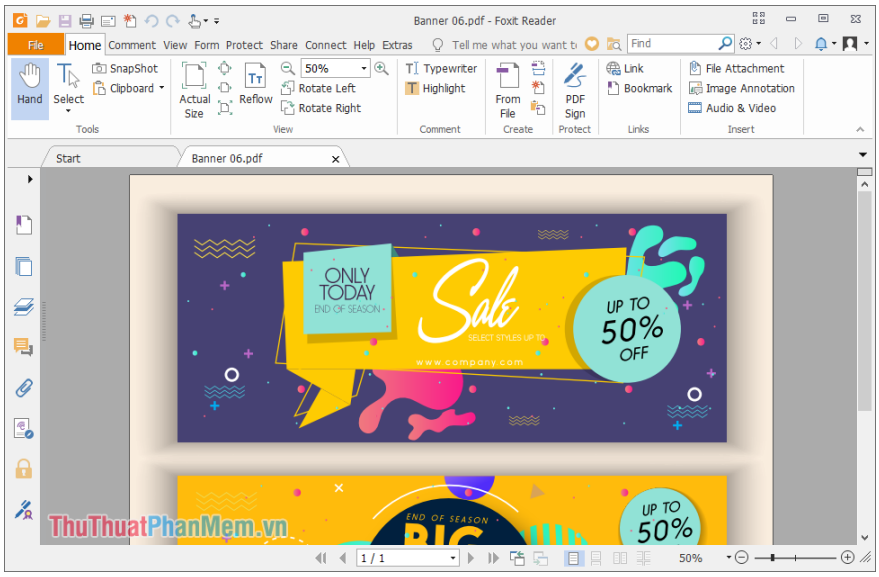

In addition, we have the list of software that supports opening AI files as follows:

1. **Adobe Illustrator**
2. **Cinema 4D** can import .ai files for conversion to 3D images or for basic editing.
3. **CorelDraw** (proprietary program) can fix this file format with some limitations.
4. **Adobe After Effects** can open and use .ai files for video editing.
5. **Corel Paint Shop Pro** (proprietary program) can edit this file format itself.
6. **DrawPlus** (proprietary program) can import v9 versions and above versions of this file format (must be saved as compatible PDF)
7. **FlexiSign** (Vector Program used in Signmaking) Can read AI files.
8. **FreeHand** (proprietary program) can naturally open and edit .ai file formats version 8 or lower. FreeHand will export to .ai format
9. **Ghostscript** (GPL-licensed program) can convert posts posts AI files into various formats, while allowing programs to use Ghostscript like GIMP to import AI files.
10. **Zamzar** (a free online web-based tool) can convert AI files to a variety of image formats, including BMP, GIF, JPG and PNG.
11. **XnView** uses Ghostscript to handle AI, EPS, PS, and PDF; This can work for saved AI files with PDF compatibility options.
12. **Xara Xtreme** (proprietary program) whose format support is described as "working". Xara Xtreme for Linux is similarly supported.
13. **UniConvertor** (a free graphic translator, licensed by GPL) supports PostScript-based AI files in AI ver format. 9.

14. **SK1** (a free vector graphics editor licensed by the GPL) supports PostScript-based AI files in AI ver format. 9.
15. **Skencil** (GPL-licensed program) also supports AI.
16. **Scribus** (GPL's free licensed Desktop publishing program) can open, edit and embed AI files based on PostScript and PDF.
17. **Inkscape** (a free, GPL-licensed program) can import Adobe Illustrator format based on old PostScript (up to AI ver.8) and PDF-based AI files (AI 9.0 and above).

The most popular software for AI files are: **Adobe Illustrator, CorelDraw, Gravit Designer and Inkscape** (free). Also you can open AI files in **Photoshop** .

III. Open AI files with some software

1. CorelDraw

CorelDraw is a graphic design program for Windows. Home & Student sets are affordable for users to choose.

This software works with original AI files made in Illustrator versions and including CS6, or with PDF-enabled files made in newer versions. To open the AI ??file is very simple you just need to select File -> Open and then select the AI ??file on your hard drive.

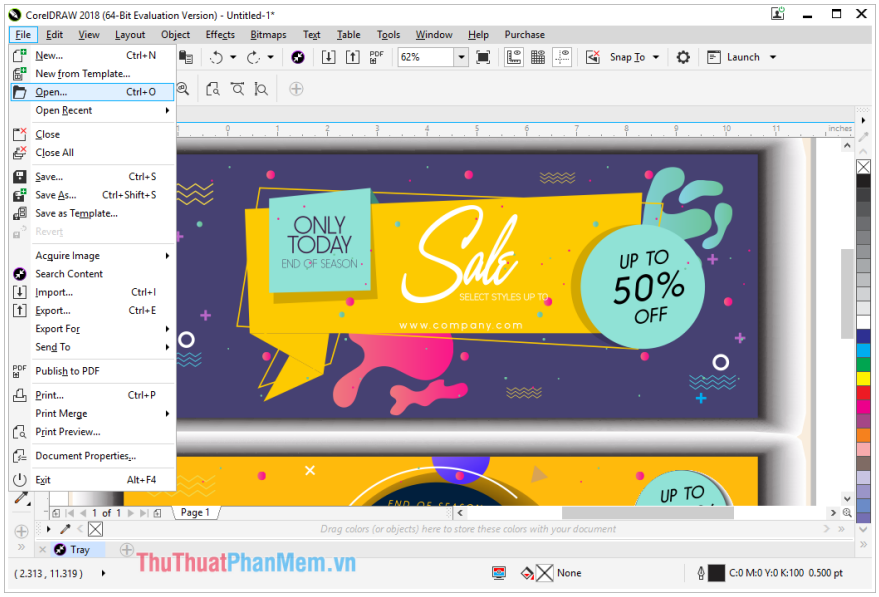

2. Inkscape

The most famous alternative **Adobe Illustrator** software is Open Source **Inkscape** . It is available in Windows, Mac, and Linux versions for free.

You can directly open AI files using Inkscape. It does not support drag and drop. So, you need to go to File> Open, then select the document from the hard drive.

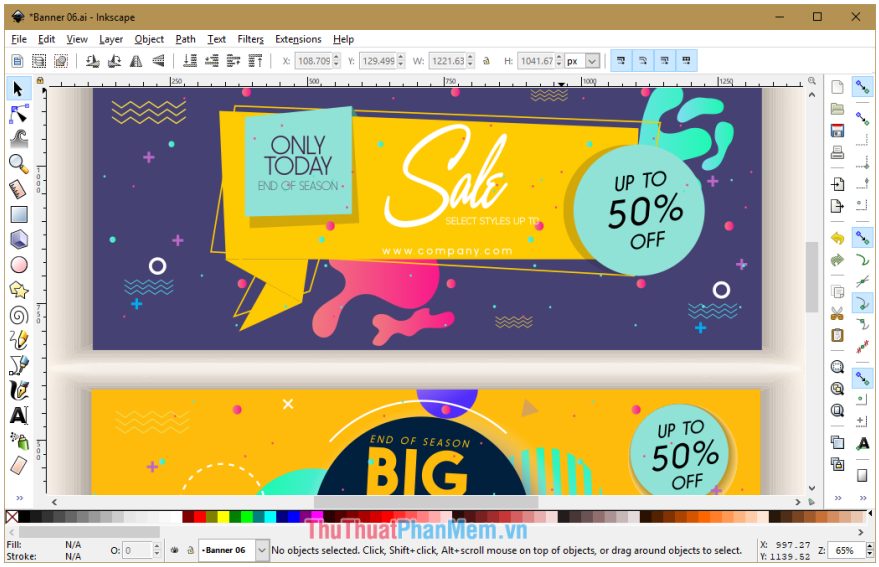

3. Gravit Designer

Gravit Designer is considered to be the best free Illustrator alternative. It is available for Mac, Windows, Linux, Chrome OS, iPad and Android. There's also a cloud version running in the browser so users can edit AI files online.

To open and edit an AI file, you need to convert to SVG format first, then simply drag the file into the Gravit Designer window to open it.

Above TipsMake.com has answered for you what is AI file and how to use AI file. Hopefully through the article you can understand a little more about the AI ??file format. Thank you for following the article.

You finished reading the article "**What is an AI file How to open an AI file**" edited by the **TipsMake** team. We hope this article has provided you with many useful tech tips and tricks. You can search for similar articles on tips and guides. Thank you for reading and for following us regularly.

© 2019 TipsMake.com