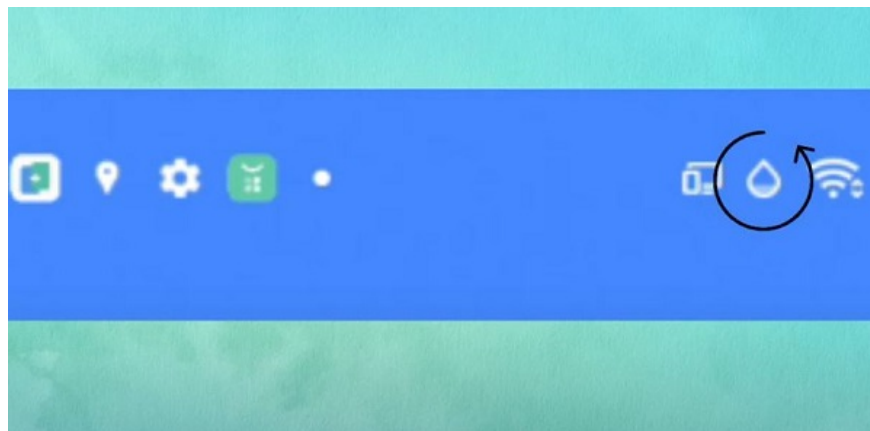
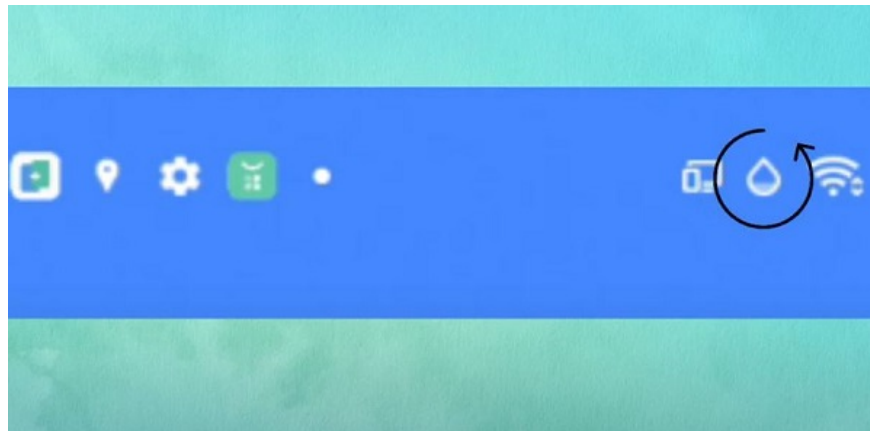


# What does Oppo show as a water drop? How to turn off that icon?

Are you confused because Oppo shows a water drop shape? Join TipsMake to find out what this condition is, is it an error or not?

While using the phone, sometimes strange symbols appear on the screen, making users extremely worried. In particular, the condition of **Oppo displaying water drops** is also quite common and makes many new users of this device 'sweat'. **TipsMake** has explained this situation in detail to help you 'freak out'.



**What is the water drop image on Oppo?**

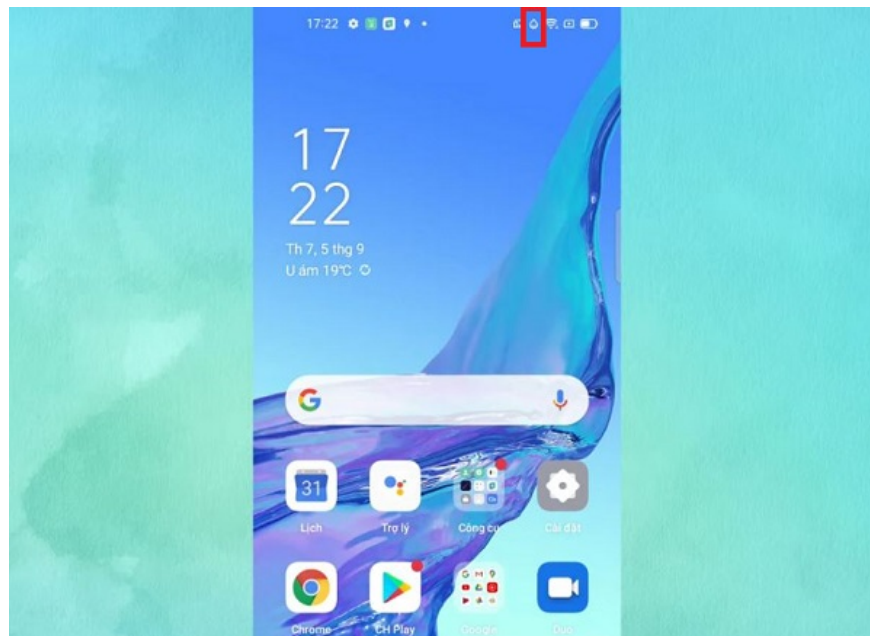
First, the admin will announce the great news that the water drop image on Oppo phones is not a bug. Therefore, please stay calm and continue reading the next information.

## Why does Oppo have a water drop icon?

The Oppo waterdrop image is usually located on the status bar in the upper right corner of the screen. Usually, the water drop icon is near the wifi icon. And the water drop icon appears when the user: **activates data saving mode** .

Explain a little about data saving mode on Oppo. This mode, when activated, will prevent applications running in the background from using mobile data. Apps running in the background will need to decide whether to apply data-saving measures, such as reducing image resolution. Additionally, this mode also prevents you from performing ' *Tethering* ' .

Therefore, only when you activate data saving mode will the water drop icon appear. This icon is just a way to notify you that data saving mode is turned on.

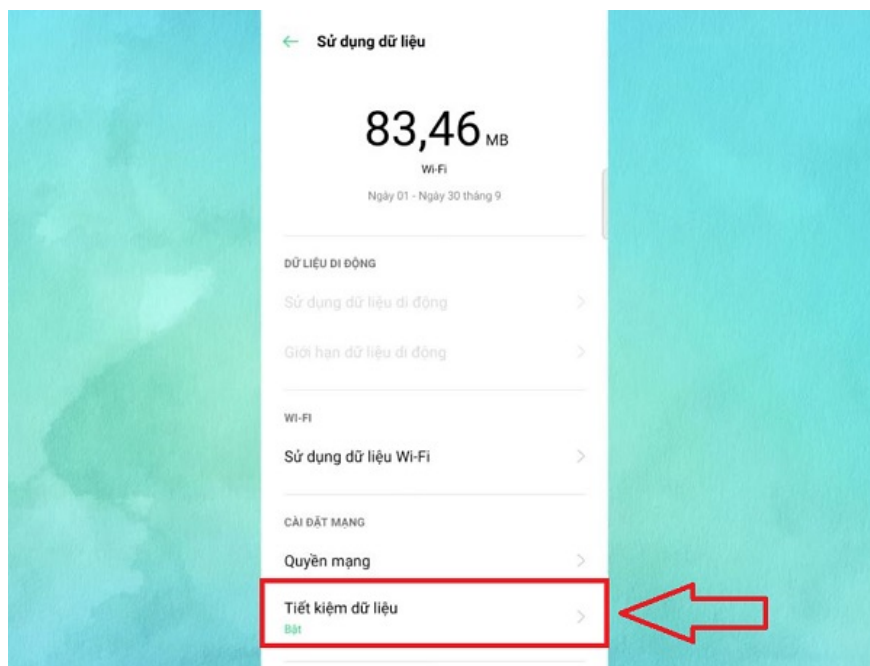


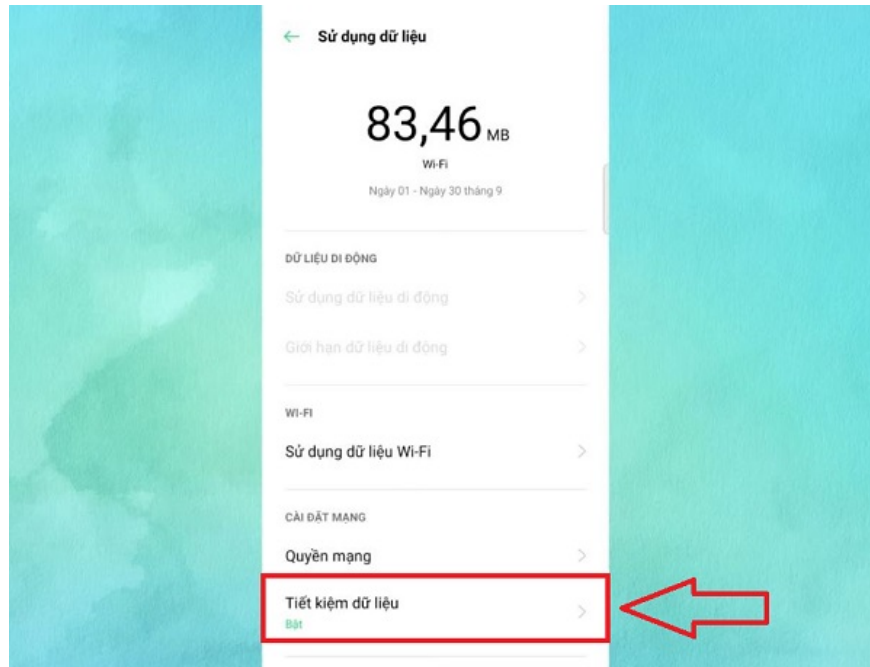


## Instructions on how to turn off the water drop icon on OPPO in a flash

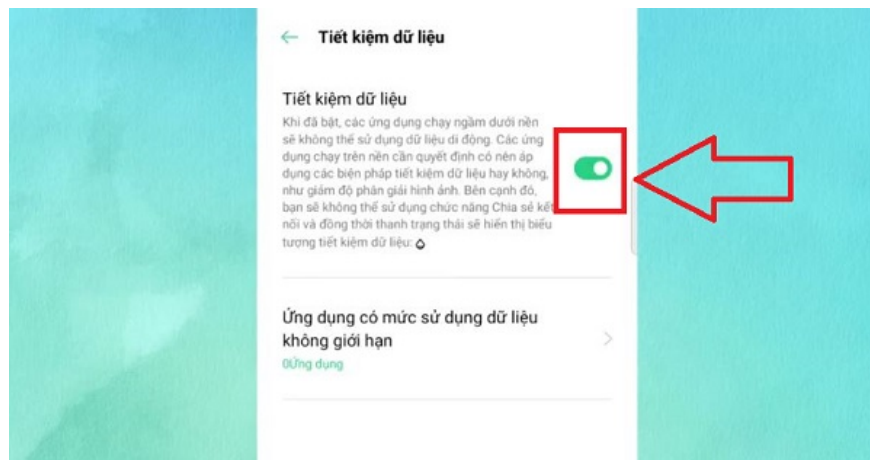
According to the above reason, to prevent the water drop icon from appearing, you just need to turn off data saving mode. The process is super simple and here are the steps Oppo users need to do:

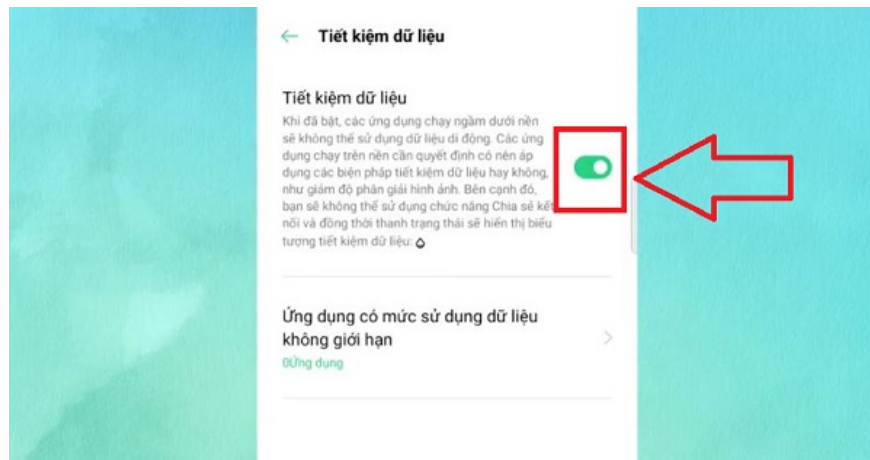
1. **Step 1** : You need to access the Settings application on your phone.
2. **Step 2** : Continue to click on ' **SIM card and mobile data** '.
3. **Step 3** : Scroll down and tap on ' **Data Usage** '.
4. **Step 4** : Continue, click on ' **Save data** '.





1. **Step 5** : Here, users can see the switch next to ' **Data Saver** ' mode has become green. This is in the on state, and you just need to press this switch to turn it off and the water drop icon will disappear as well.





**Above are details on how to turn it off when Oppo displays a water drop image. Surely this trick won't be difficult for you, right? Why don't you take action now to turn off this annoying icon? But sometimes, data saving mode is very useful, so don't hesitate to activate it.**

You finished reading the article "**What does Oppo show as a water drop? How to turn off that icon?**" edited by the [TipsMake](#) team. We hope this article has provided you with many useful tech tips and tricks. You can search for similar articles on tips and guides. Thank you for reading and for following us regularly.