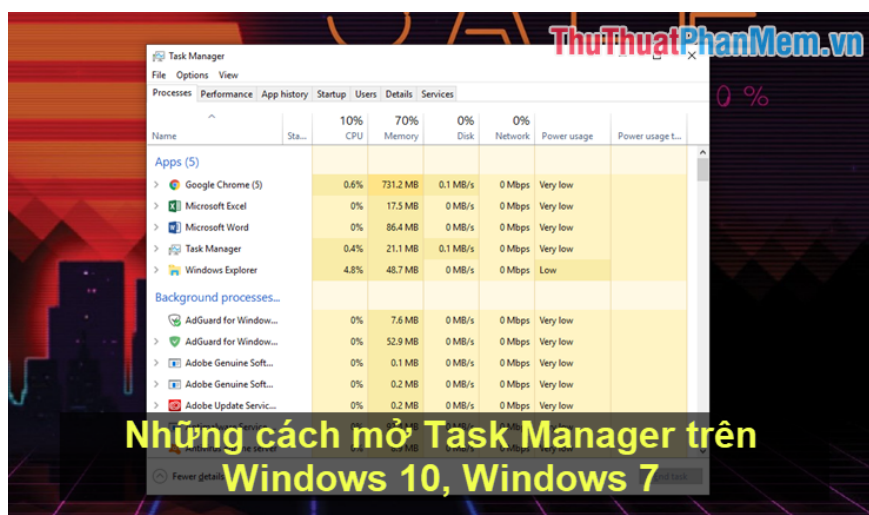


# Ways to open Task Manager on Windows 10

Ways to open Task Manager on Windows 10. Task Manager is the most effective computer management tool for you to make changes to the running applications. Because of the importance of Task Manager, the developer has equipped you with many different ways to start Task Manager.

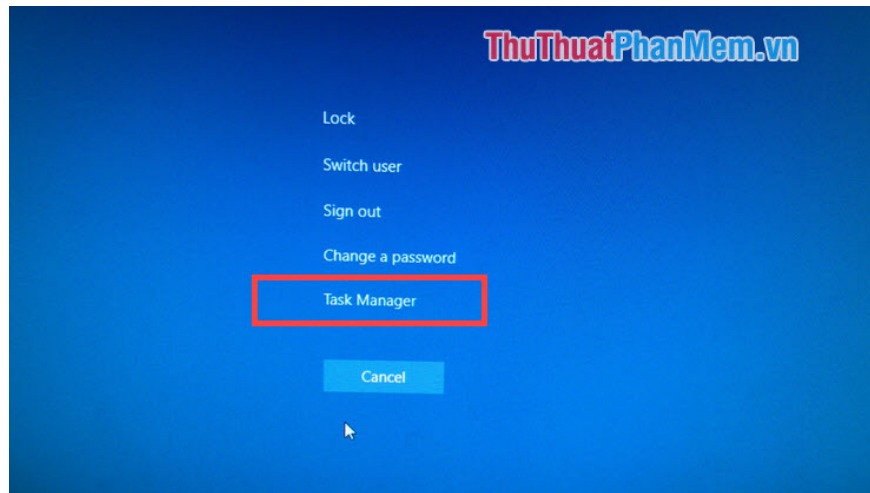
Task Manager is the most effective computer management tool that you can change to adjust the running applications. Because of the importance of Task Manager, the developer has equipped you with many different ways to start Task Manager. In this article, Software Tips will send you the most common ways to open Task Manager on Windows 10 today.



## 1. Boot through the Taskbar

This is a basic and most common way for every user. It also easily boots up the fastest. You proceed as follows:

Right click on **Taskbar -> Task Manager** .

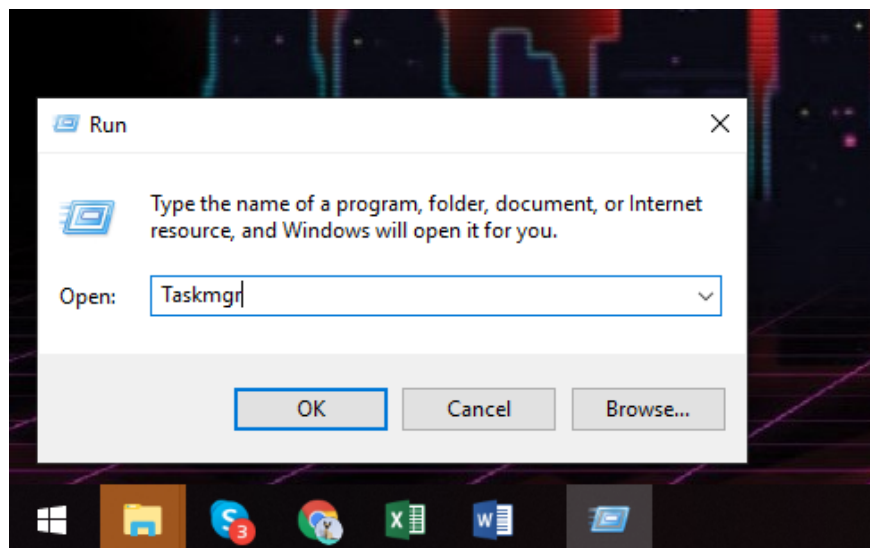


## 2. Boot through the RUN window

The RUN window is a window that helps us get anywhere, every corner of the computer with just the right command.

To open the RUN window, press **Windows + R** or go to the **Start Menu** to start.

You enter **Taskmgr** and click **OK** to open **Task Manager** .



## 3. Open via shortcut

On Windows there are many different shortcuts for quick start users.

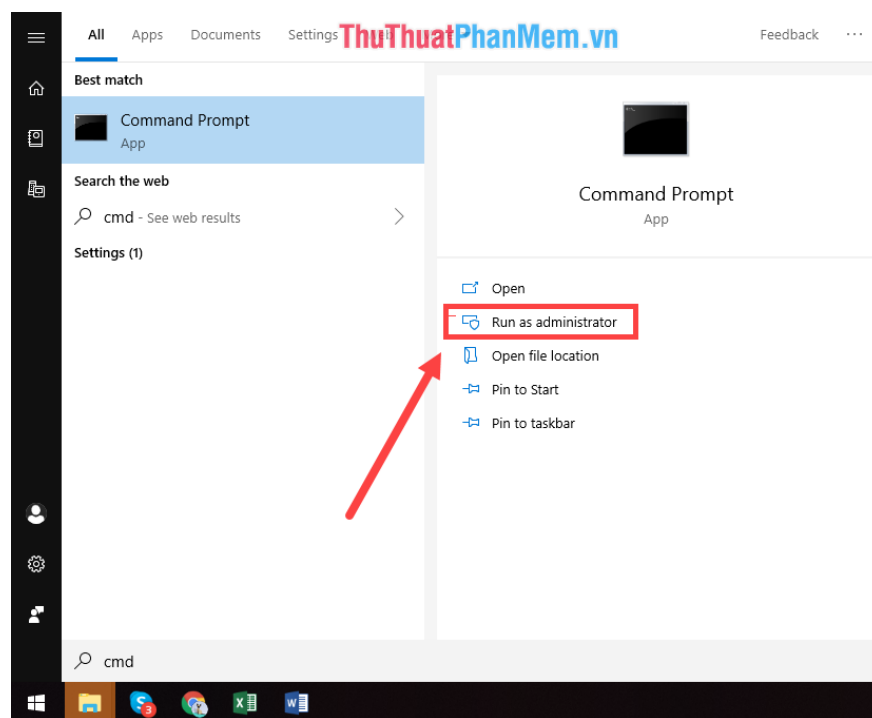
You press **Ctrl + Shift + ESC** .



## 4. Boot through the Command Prompt

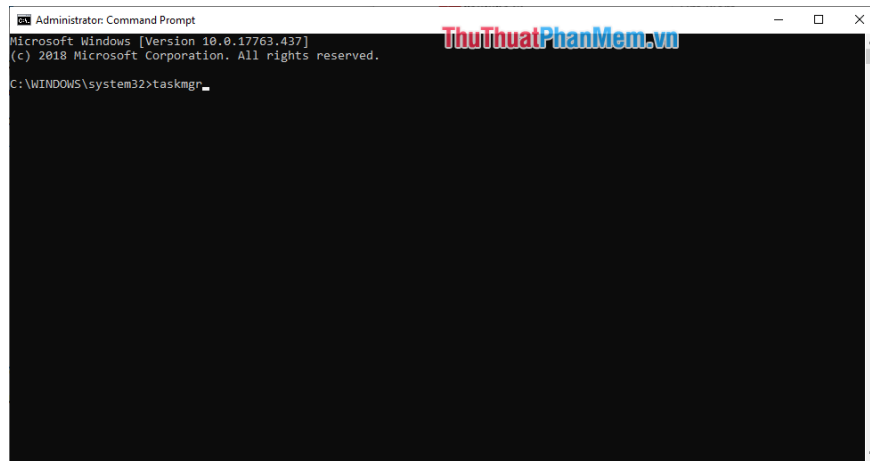
Command Prompt is also a useful tool on Windows 10 and 7 so that users can work through the commands.

**Step 1:** Open **Command Prompt** by typing **CMD** in **MenuStart** and select **Run as administrator**.



**Step 2:** Enter the following command and press **Enter**.

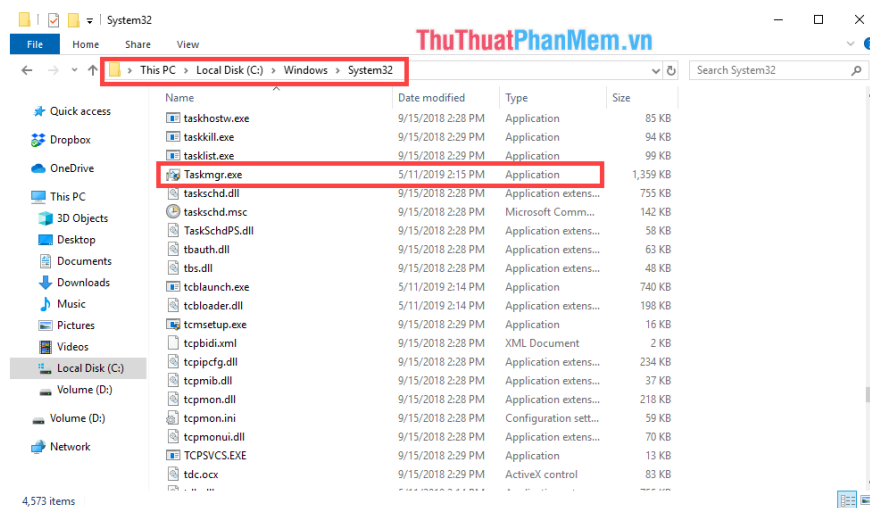
**Taskmgr**



## 5. Boot from the root directory

You access in the following order:

**My Computer / This PC -> C: -> Windows -> System32 -> Taskmgr.exe**

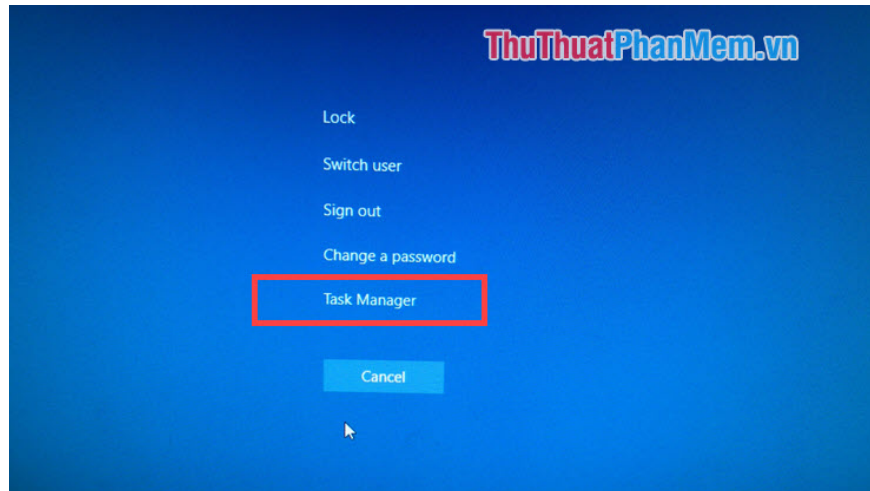


## 6. Boot through the Windows Security shortcut

You press **Ctrl + Alt + Delete** .



Now there will be many options for you. You choose **Task Manager** .



Thus, in this article, the Software Tips showed you how to start Task Manager on Windows 7 and 10 computers in different ways. Good luck!!!

You finished reading the article "**Ways to open Task Manager on Windows 10**" edited by the [TipsMake](#) team. We hope this article has provided you with many useful tech tips and tricks. You can search for similar articles on tips and guides. Thank you for reading and for following us regularly.