

Ways to find songs when you don't know the name

The ways below will help you find your favorite music for all genres, including foreign ones

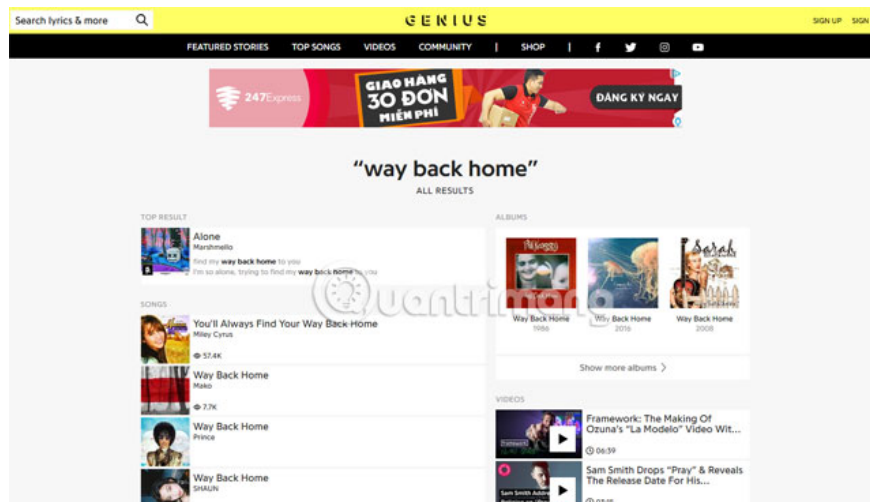
There are times when you accidentally hear a very nice piece of music but don't know what the song title is, especially if the song has a different language like Korean, English or other languages ??you can't. imagine what song the song I'm listening to is the language of which country.

If it is Vietnamese, it is easy because you can search on Google by the lyrics of that song, and with other languages, please refer to the ways below to search for the song you are listening to.

1. 4 websites looking for song titles through extreme melodies or do you know?
2. How to transfer songs with the iPhone volume button
3. Free music player application for Android phones
4. How to copy music to iPhone, iPad from computer?

Ways to search for songs that are listening

1. Search on Google or Genius



The simplest and most common way is to search for lyrics on Google or Genius, on Google, the song results will immediately show up when you type only one sentence in that song. Often these results will produce music on top music websites in Vietnam, or display videos (if any) on Youtube.

With Genius, the search results in English will be more popular than Vietnamese, because Genius has a ranking of many songs in the world and this site will be biased. You just need to enter the lyrics of the song you want to

find in the search box on the upper left corner, then press enter and the result for that song will appear below, including the full song, MV, and album. Can attach a comment of the singer to show the song.

In short, Google will be for those who like to search for songs quickly and simply, and if anyone wants to fully understand what is related to their songs, then go to Genius.

2. Find the song using Google Sound Search

Download Sound Search for Android



Shortcut for Google Sound Search

RS Vanadium

Tools

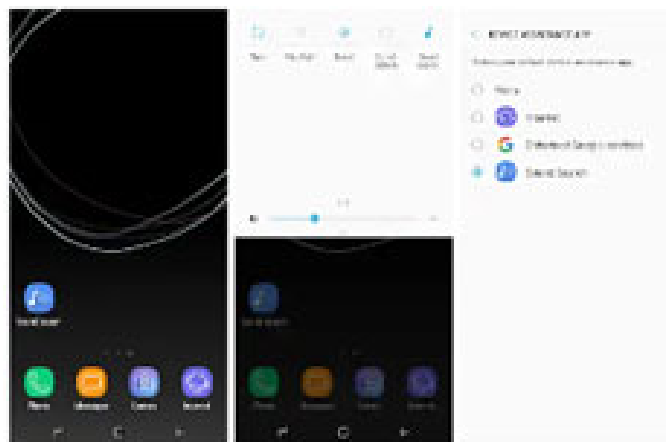
INSTALL

3.3 ★
169 reviews

19KB

Rated for 3+ ⓘ

50K+ Downloads



☆Quick launch Google Sound Search from anywhere☆

[Read more](#)

Rate this app

Tell others what you think

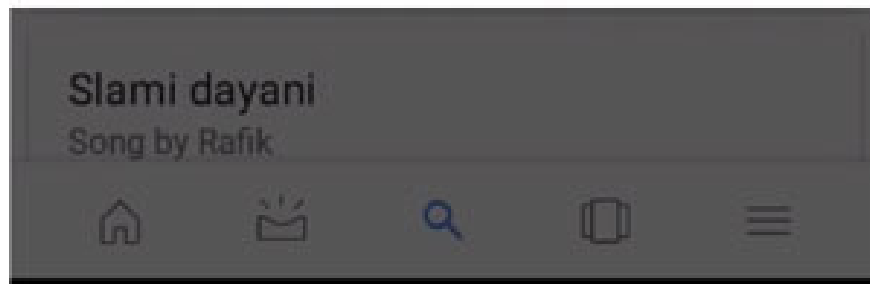



[Write a review](#)

Those who own Google Pixel phones will be familiar with the Now Playing feature, which is always enabled. Users can search for a song that Google Pixel overhears in any time. And now Google has added the Sound Search application available only on the Android platform.



Listening for music...



You can issue a search for Sound Search, just say " **what song is playing ?**" and wait for Sound Search to record the music being played and then display the song with that track, the result will be displayed in Google Search. The accuracy that Sound Search brings to users is quite high because this tool uses cloud storage and has a very diverse data source.

3. Use Shazam to find the song that is playing

1. Download Shazam for iOS
2. Download Shazam for Android
3. Download Shazam for Windowsphone


내 Shazam




찾기

터치하여 Shazam하기





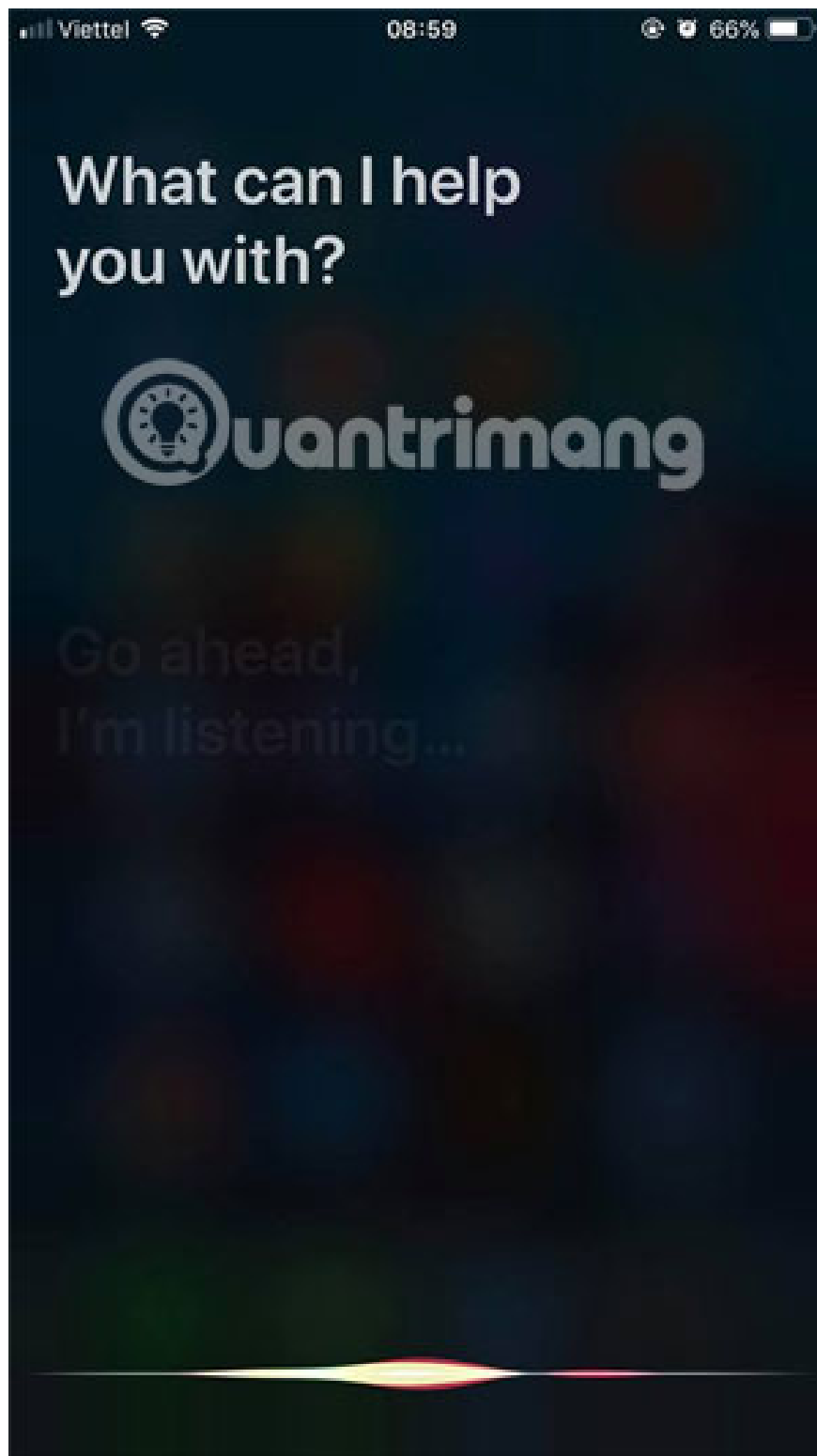
Shazam is an application that identifies songs through melody in a very smart way, you just need to allow Shazam to access the phone's microphone and speakers. Then click on the icon to start recording Shazam, put the phone near the music player you want to find.

Next Shazam will automatically identify the song name and the singer to show, in addition Shazam also offers a number of related options. Includes video clips, albums and some related songs, in addition to these, you can tag,

buy and comment.

In addition, this application is also connected to Spotify application, if you already have an application and Spotify account, you can connect this account with Shazam application.

4. Find the song with Siri virtual assistant



In addition to ordering Siri to manipulate the application opening, making a call . the virtual assistant can also perform a song search. In addition to Siri of Apple, Amazon's Alexa can also find the name of the song for you, Apple has recently acquired Shazam application and in the future, it will be more integrated with Siri to help users search and listen. Get more songs.

5. Find the lyrics using the SoundHound application



Quảng cáo bị đóng bởi Google

Ngừng xem q cáo này

Tại sao lại thấy quảng cáo này? ⓘ



Lịch sử



Các bảng xếp hạng



1. Download SoundHound for iOS
2. Download SoundHound for Android
3. Download SoundHound for Windows Phone

With SoundHound, you will be able to enjoy high quality music with the system to identify and find music automatically on your phone. Just touch the SoundHound button on the main screen, then put the phone close to


the music source that is playing so that the application recognizes the song and says " **OK Hound, what song is this?** ".

You will get the results and lyrics available, then you can share, buy music or discover more other famous artists that you love or simply learn about the names that cause another impression. More specifically, SoundHound also allows searching songs by allowing users to sing a piece into the phone microphone and Sound Hound will record your song, the search results will now depend on the ability to sing. The song's already sung.

6. Find music with MusixMatch

식별

주변에서 들리는 노래를 식별하고 싶으면
탭 하세요



Powered by ACRCLOUD



홈



음악



기여하기



식별



검색

식별

음악 식별 중...



Powered by ACRCLOUD



홈



음악



기여하기



식별



검색

1. Download MusixMatch for iOS
2. Download MusixMatch for Android
3. Download MusixMatch for Windows

Add another application that you can use to search for lyrics, MusixMatch allows users to search for lyrics in the most professional and perfect way on mobile. With the largest professional and official catalog of lyrics with

over 6.5 million lyrics in 30 different languages.

Just like Shazam and SoundHound, you just need to listen to the MusixMatch to listen to the music that has been played to find the music you want to listen to. In addition, MusixMatch also syncs your music library on iTunes with synchronized lyrics, allowing users to play music and watch TV lyrics via Chromecast. **Sleep timer timer** , edit Equalizer modifier, automatically add descriptions and add album covers .

There are a few tips to help you find the music you want to hear but don't know, most users search for words on Google or search by . asking the music player, but if you are afraid to ask or If you are listening to another song, you can use one of the tips above to find the song you want to listen to.

See more:

1. Free music player application for Android phones
2. How to sign up for a Zing account VIP downloads high quality music
3. How to increase or decrease the volume on Android when the volume control button is broken
4. How to double the volume on Android phones

You finished reading the article "**Ways to find songs when you don't know the name**" edited by the [TipsMake](#) team. We hope this article has provided you with many useful tech tips and tricks. You can search for similar articles on tips and guides. Thank you for reading and for following us regularly.