

# Ways to download YouTube videos, the easiest ways to download YouTube videos.

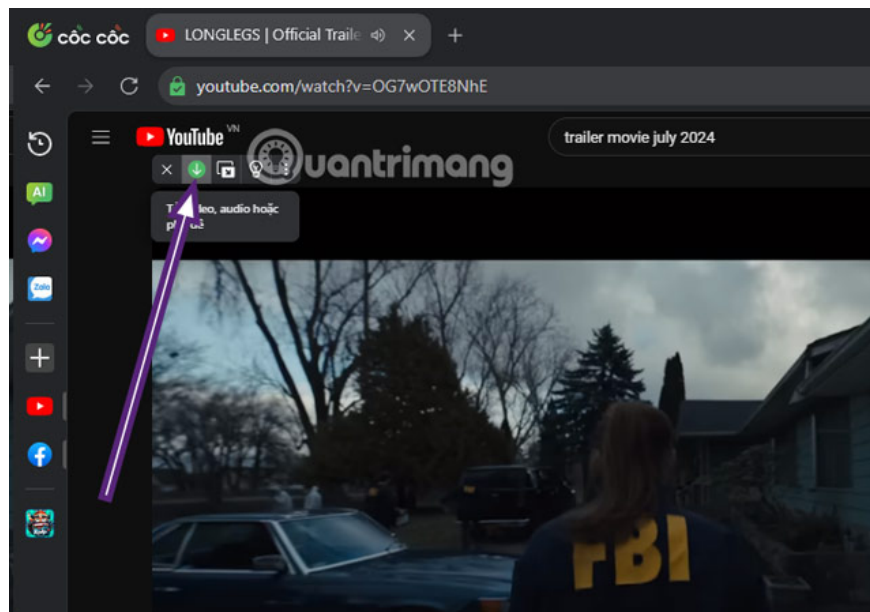
Downloading videos from YouTube is now very simple; you don't need to go through complicated steps to download YouTube videos to your computer.

The following guide on downloading videos from YouTube will help you quickly download any video from YouTube to your device.

## Instructions on how to download videos from YouTube using C?c C?c

If you're using C?c C?c, you're probably already familiar with this download tool. Not only on YouTube, but on many other video streaming websites, if the download button allows you to download, you can easily download videos from that website to your computer to watch.

To download YouTube videos using C?c C?c, simply select the blue download arrow as shown in the image below and choose the desired video resolution.

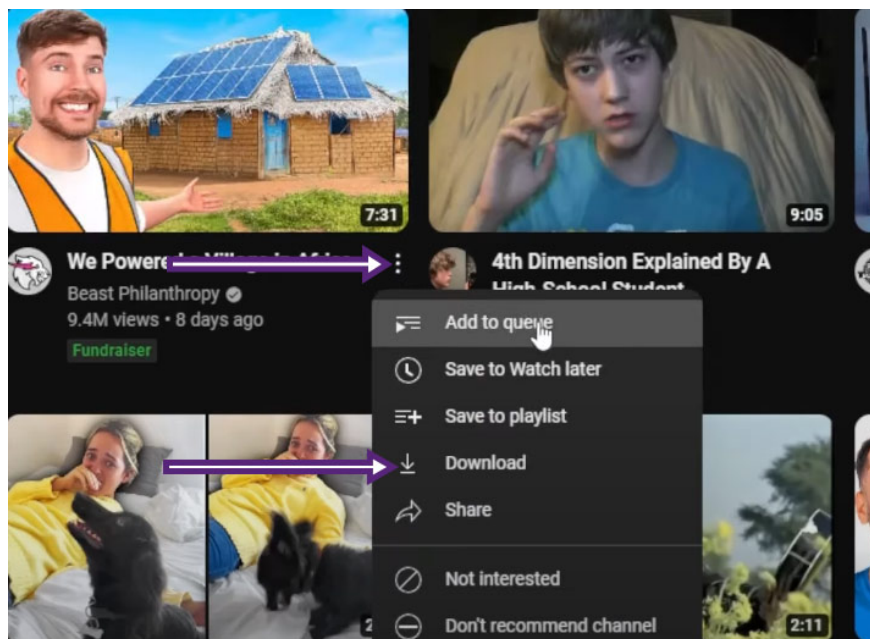


Although this tool allows users to download videos from YouTube and other websites, sometimes it only lets you download low-resolution videos. However, it sometimes displays the audio files of those videos, which is very convenient if you want to download a song from YouTube.

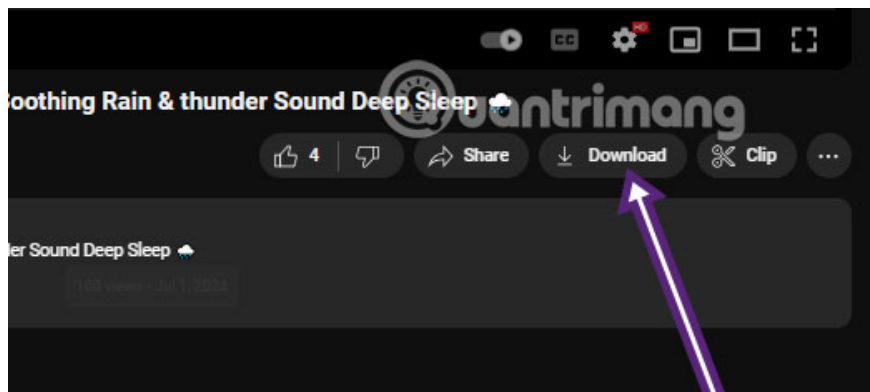
## Instructions on how to download videos with YouTube Premium.

By subscribing to the Premium plan, you can download videos with just one click. YouTube's Premium plan offers users more advanced features than the basic account. These include features such as background playback, ad-free viewing, and games.

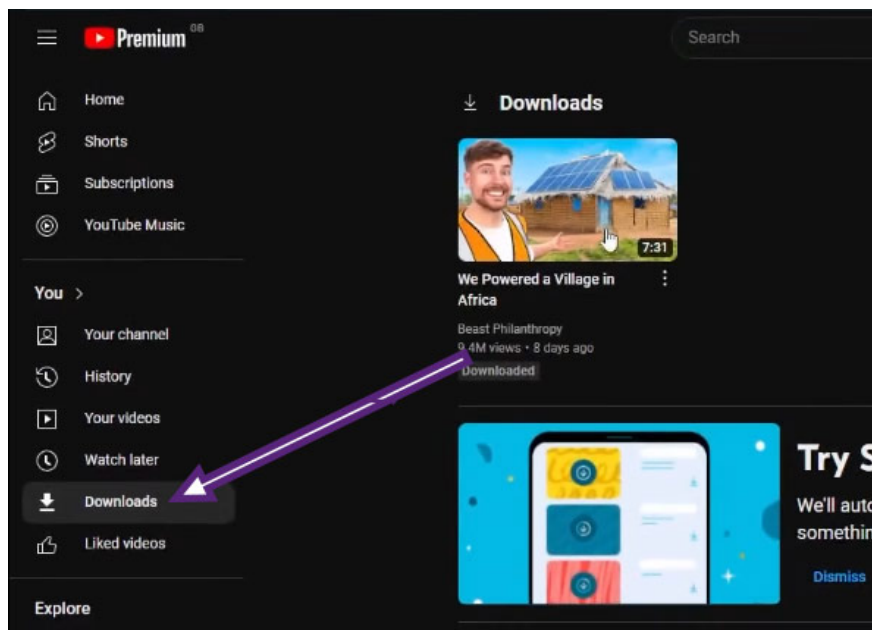
All you need to do is simply click on the three dots next to any video that appears in the search results. Then select **Download** to download the video you want.



Sometimes you can still download videos even without a Premium plan, however, only some videos are available for download. A Premium plan allows you to download most videos on YouTube.

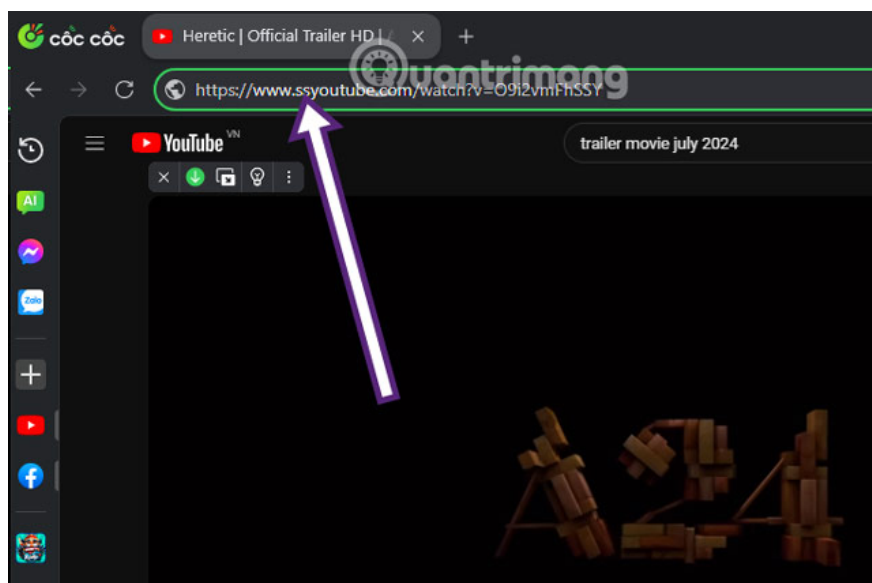


Once the download is complete, select the Downloads folder as shown in the image below. This will display a list of the videos you've downloaded offline. You can watch them even when your device is offline.



## How to download YouTube videos simply by adding characters to the video's address bar.

If you don't like using C% C% and don't have a Premium account, the following is the quickest way to download YouTube videos to your computer. Simply add the letters 'ss' to the address bar as shown in the image below and press Enter.



Next, you will be redirected to the Safefrom website, where the video link is already pasted into the address bar. Wait a moment for the website to load the download button, then simply select the video quality and download it.

## Tải video Youtube

Quantrimang

<https://www.youtube.com/watch?v=09i2vmFhSSY> Tải về

Thông qua việc sử dụng dịch vụ của chúng tôi, bạn đồng ý với [Điều khoản Dịch vụ](#) và [Chính sách Quyền Riêng tư](#) của chúng tôi

[Làm thế nào để tải về?](#) Xem hướng dẫn

HERETIC TRAILER

Heretic - Official Trailer HD - A24  
2:23

Tải về	MP4	720
	MP4	360
	Audio OPUS	153
	Audio OPUS	78

Chúng tôi khuyến nghị bạn cài đặt [phần mềm](#) để tải về từ

## Download YouTube videos using Y2mate

Besides Y2mate, there are many similar tools you can find by searching for YouTube video download tools on Google. Simply paste the link into the address bar and select Start, then choose the video resolution and other formats to download.

## YouTube Video Downloader

Download YouTube videos in MP3, MP4, 3GP,... and many more formats

<https://www.y2mate.com/en858/download-youtube> Start →

By using our service you are accepting our [Terms of Use](#).

Please enter valid video URL.

There are many websites that use a download method similar to Y2mate, for example, the websites listed below.

1. GenYouTube
2. 10Convert Online
3. FLVTO
4. Getvideo.org
5. Online Video Converter
6. PickVideo

## 7. Convertio.io

They work similarly, so you can use any download tool like Y2mate.

# Download YouTube videos using the Chrome extension.

## Addoncrop YouTube Video Downloader

### Addoncrop YouTube Video Downloader

Addoncrop YouTube Video Downloader is an extension that allows users to download videos and music from YouTube directly in their browser, without needing any additional software. After installation via CrossPilot, the extension automatically adds a 'Download' button below each YouTube video, allowing users to select the format (MP4, WebM, 3GP) and quality from 360p to 1080p, or download only the audio (MP3).

### Function:

1. Download YouTube videos (MP4, WebM, 3GP.) or just the audio (MP3).
2. Choose the quality (360p ? 1080p+).
3. Download thumbnails of videos in a playlist.
4. **The 'Download'** button appears right below the YouTube video.

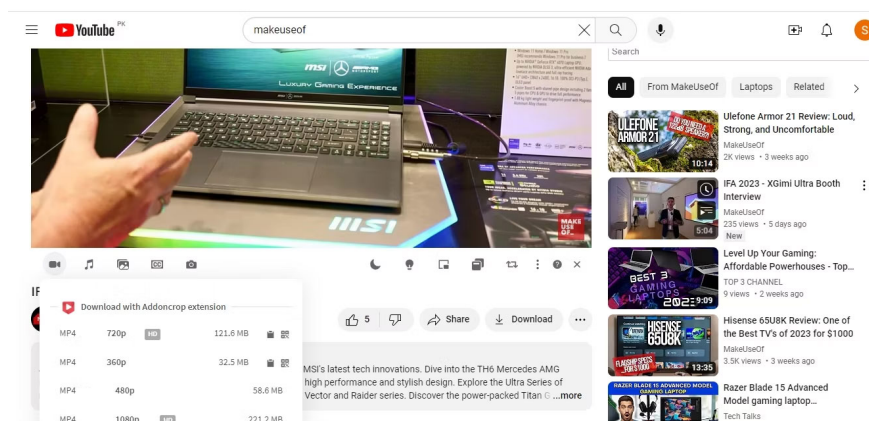
### How to install:

1. Install **CrossPilot** (from the Chrome Web Store).
2. Go to [addoncrop.com](https://addoncrop.com) ? select 'YouTube Video Downloader' ? **Install via CrossPilot** .

### Note:

1. Not available on the official Chrome Web Store (due to YouTube's copyright policy).
2. For personal and educational use only.
3. Beware of fake or malicious advertisements.

**Safe alternatives:** Brave Browser, Opera, 4K Video Downloader, or YT-DLP.



Users can also upload thumbnail images, videos from playlists, or quickly extract favorite content. The extension is not available on the Chrome Web Store due to Google's copyright policy, but it can still be easily installed on

browsers like Chrome, Edge, Brave, or Opera. Addoncrop is stable, has a user-friendly interface, and is suitable for personal use, learning, or storing offline content quickly, conveniently, and securely.

## Internet Download Manager

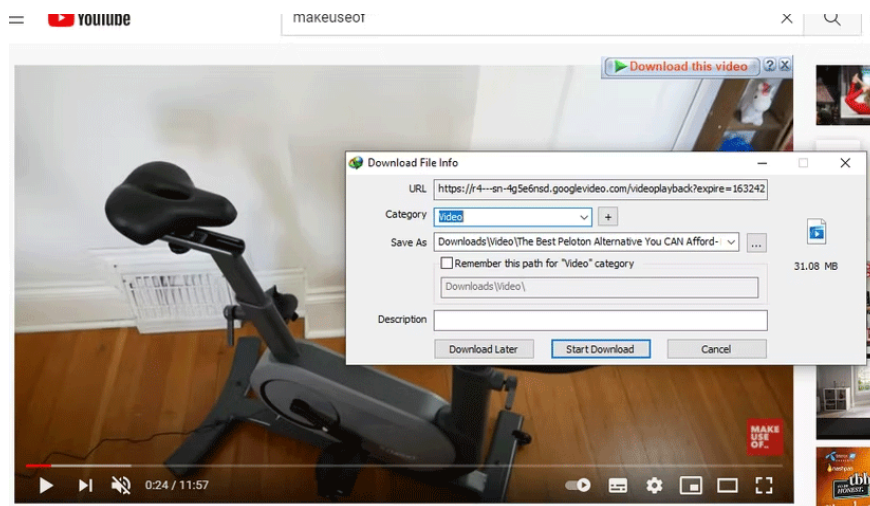
### Download Internet Download Manager

#### 1. Download IDM Integration Module for Chrome (Free, requires a paid IDM license)

Internet Download Manager (IDM) is a powerful download acceleration and management software, notable for its ability to download videos directly from YouTube and many other websites. When you open a video in a browser like Chrome, Edge, or Firefox, IDM will automatically display a 'Download this video' button in the corner of the player.

With just a click, users can select the format (MP4, FLV, WebM) and video quality (360p, 720p, 1080p, even 4K) to download to their computer. The software works by installing an extension in the browser, which helps identify the video or audio data stream and create a download link quickly. IDM splits the file to increase download speed, and also allows pausing and resuming at any time. This tool is suitable for storing videos for educational purposes, personal entertainment, and convenient offline use.

1. **Main function:** IDM helps increase download speed by splitting files into multiple threads (multi-thread), and also supports easy pausing and resuming of downloads.
2. **Downloading YouTube videos:** When you open a video in your browser (Chrome, Edge, Firefox.), IDM will automatically display a **'Download this video' button** in the corner of the video. Simply click on it, select **the format (MP4, FLV, WebM)** and **quality (360p – 1080p, 4K)** to download.
3. **How it works:** IDM installs a browser extension that automatically detects streaming video/audio and creates download links.
4. **Note:** Copyrighted videos should not be downloaded; they are for educational and personal storage purposes only.

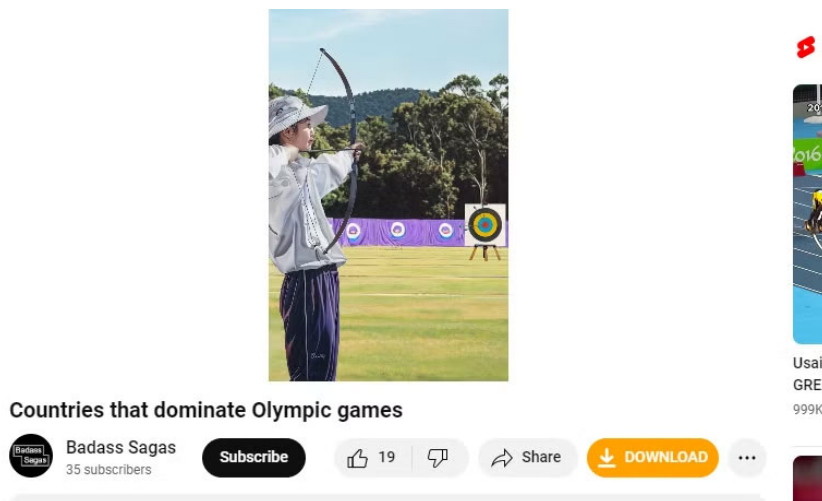


## YouTube Downloader

YouTube Downloader (UDL Helper) is a browser extension for Opera that helps users download videos and audio from YouTube and many other platforms quickly and conveniently. After installation, users can:

1. Download YouTube videos in various formats (MP4, WebM) with quality ranging from 360p to 4K, 8K, and a high frame rate of 60fps.
2. Extract the audio from the video as an MP3 or MP4 file for offline listening.
3. Take screenshots directly from YouTube videos or embedded videos using the 'Screenshot' toolbar.
4. Download video shorts, embedded videos, and content from other platforms such as Instagram and Odnoklassniki.
5. Customize the download button — it can appear when you hover your mouse over it or when you click the icon.
6. Audio and video streams are automatically merged when downloading large videos, thanks to the UDL Client software.

Thanks to its intuitive, lightweight, and user-friendly design, UDL Helper is an effective choice for downloading online content for personal learning or entertainment.



After installing the add-on, open any video on YouTube. You will see a yellow **Download button (to the right of the Share option)**. **Click on that button and select Download the required format via [unidownloader.com](http://unidownloader.com)**. This will take you to a new tab. Here, click **Go to Download**.

Next, you'll see different download options (video, video only, audio, etc.). Select "**Download via site**" for the format you want to download. This opens a new tab, from which you can save the video by pressing **Ctrl + S** or by right-clicking through the context menu.

To install YouTube Downloader, first download CrossPilot from the Chrome Web Store. Then, go to the YouTube Downloader page and click **Install with CrossPilot**. Grant permission to download the extension.

1. Download YouTube Downloader
2. Download CrossPilot for Chrome (Free)

You finished reading the article "**Ways to download YouTube videos, the easiest ways to download YouTube videos.**" edited by the [TipsMake](#) team. We hope this article has provided you with many useful tech tips and tricks. You can search for similar articles on tips and guides. Thank you for reading and for following us regularly.

