

Warranty notes when buying an old Apple computer

When buying an Apple computer, in case you buy a new computer 100%, the original seal is not active, we do not have much to say to each other because it will be guaranteed within 1 year, above Global. This means that whether you buy a device in the US, Singapore or a portable product, you will get a genuine warranty in Vietnam.

When buying an Apple computer, in case you buy a new computer 100%, the original seal is not active, we do not have much to say to each other because it will be guaranteed within 1 year, above Global. This means that whether you buy a device in the US, Singapore or a portable product, you will get a genuine warranty in Vietnam.

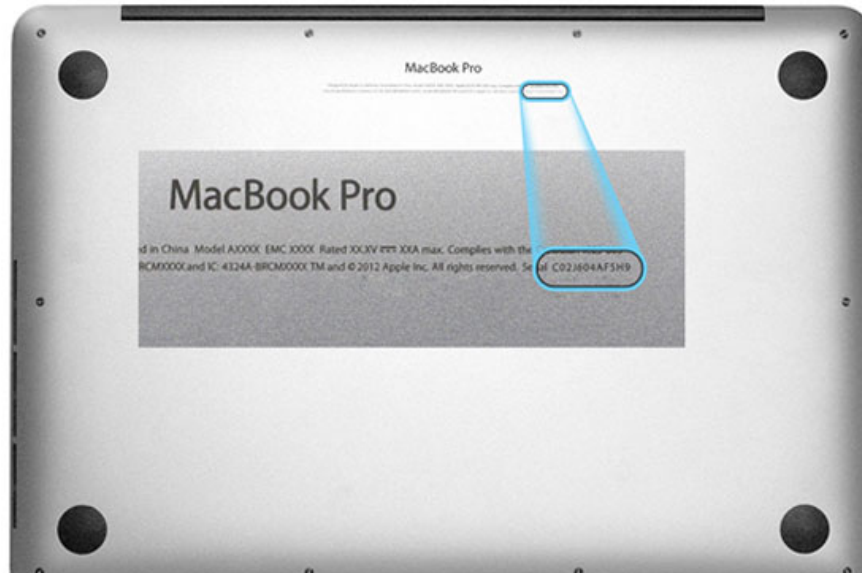


Apple computers mentioned here include MacBook, MacBook Pro, MacBook Air, MacBook Pro Retina, iMac and MacPro. What about buying an old machine? How is warranty and warranty? Here are a few small notes, if there are shortcomings, please receive the contribution of everyone.

When buying a second-hand machine, it is certain that you have to negotiate with the seller about warranty conditions, although different sellers have different warranty policies. However, it is a personal seller warranty and it is quite a bad thing to be an individual, to really trust and ask every problem when it is a problem. Anyway, the genuine warranty is still the best, Apple computers have a 1 year genuine warranty, so if you buy an old machine, it is likely that it still has warranty. To check, you first need to know the serial number of the device.

Check the warranty period

The Serial number of the Apple computer is printed on the back cover (bottom cover) of the machine and is shown in the **About this mac section**, these two serial numbers must be the same. As shown below is the location where you can find the serial of the device.



Apple has set up a **website** so you can check the warranty status of the machine, visit this page, enter **your serial number** in the box "**Enter your serial hardware:** " and press **enter**.

The returned result will be the remaining warranty period of the machine. As shown below, unfortunately, the warranty has expired. **Repairs and Service Coverage** - Is the warranty status, and it reports **Expired, which** means that the warranty has expired.

Your Service and Support Coverage

 **MacBook Air (13-inch, Mid 2011)**
Serial Number:
[Check another serial number](#)


 **Valid Purchase Date**
A validated purchase date lets Apple quickly find your product and provide the help you need.


 **Telephone Technical Support: Expired**
You are eligible to purchase telephone technical support from an Apple Advisor. [Contact Apple Support](#)


 **Repairs and Service Coverage: Expired**
Our records indicate that your product is not covered under Apple's 1-year limited warranty or AppleCare Protection Plan for hardware repairs and service based on the estimated expiration date. [Learn about Apple's coverage information for your product.](#) [Set Up a Repair](#)


In case of warranty, then after **Repairs and Service Coverage**: It will be the warranty expiration date. As shown below, the machine is warranted until **July 8, 2015**. The **AppleCare** machine is purchased with an additional line of **Covered by the AppleCare Protection Plan**. I will talk about **AppleCare** later in this article.


Your Service and Support Coverage

 **MacBook Pro (Retina, Mid 2012)**
Serial Number:
[Check another serial number](#)

 **Valid Purchase Date**
A validated purchase date lets Apple quickly find your product and provide the help you need.

 **Telephone Technical Support: Active**
Your product is eligible for telephone technical support under the AppleCare Protection Plan.
Estimated Expiration Date: July 8, 2015
[More about AppleCare Protection Plan](#) [Contact Apple Support](#)

 **Repairs and Service Coverage: Active**
Your product is covered for eligible hardware repairs and service under the AppleCare Protection Plan.
Estimated Expiration Date: July 8, 2015
[Learn about Apple's coverage information for your product.](#) [Set Up a Repair](#)

 **Covered by the AppleCare Protection Plan**
The AppleCare Protection Plan is a unique service and support solution that extends the complimentary coverage of your Apple product.

How is the warranty

If you have passed the warranty period, what should be considered next will be warranted. There is a specific warranty, not a failure, and it is a warranty for you. Below is a summary of the points noted in the General Warranty Policy for Apple computers, please refer to: **Futureworld**.

- The serial number must be intact, with no signs of scraping, erasing or tearing.
- The LCD screen of the machine with a dot score of 05 points or more will be covered for warranty.
- **Denial of warranty:** The machine has strange signs or water inlet.
- **Denial of warranty** : Machine due to collisions or crashing, batches, distortion, deformation, scratches, damp spots, rust.
- **Denial of warranty** : The product has been automatically dismantled by the customer or authorized by Apple-authorized organizations and individuals.
- **Denial of warranty** : The case of the keyboard is broken, broken, broken, broken.

Apple warranty centers in Vietnam

According to the official announcement on Apple's website, there are 3 authorized Apple service centers in Vietnam: Khai Thien - KTC; Futureworld and iCenter. If your device has warranty period, it will always be free warranty.

AppleCare Protection Plan

AppleCare is an extended warranty package for Apple devices in general, encapsulated in this article is an extended warranty package for Apple computers. This extension package has a term of 3 years, ie beyond 1 year of default warranty, the warranty period will be 3 years more. You should wait until the end of the 1 year period and then purchase the AppleCare as the most convenient one. Depending on the type of device that AppleCare has different prices, you can refer **here** .

You finished reading the article "**Warranty notes when buying an old Apple computer**" edited by the [TipsMake](#) team. We hope this article has provided you with many useful tech tips and tricks. You can search for similar articles on tips and guides. Thank you for reading and for following us regularly.