

Utilities on Chrome help you increase your work focus

Facebook, Youtube, ... or other entertainment sites sometimes distract you from the work you need to do. However, with 5 utilities installed on Chrome will help users easily focus on their work more.

Facebook, Youtube, . and many other entertainment sites have made you distracted and distracted from your work many times. Even having people on Facebook can forget what to do. If so, why not try some of the Google Chrome browser settings to help me focus on my work?

These utilities will schedule the time for you to visit distracting websites like Facebook and Twitter on a certain schedule. Or even some utilities can block those sites while you work to increase your focus. Join the Network Administrator to learn about Chrome's add-ons to help you focus more on the work in the article below.

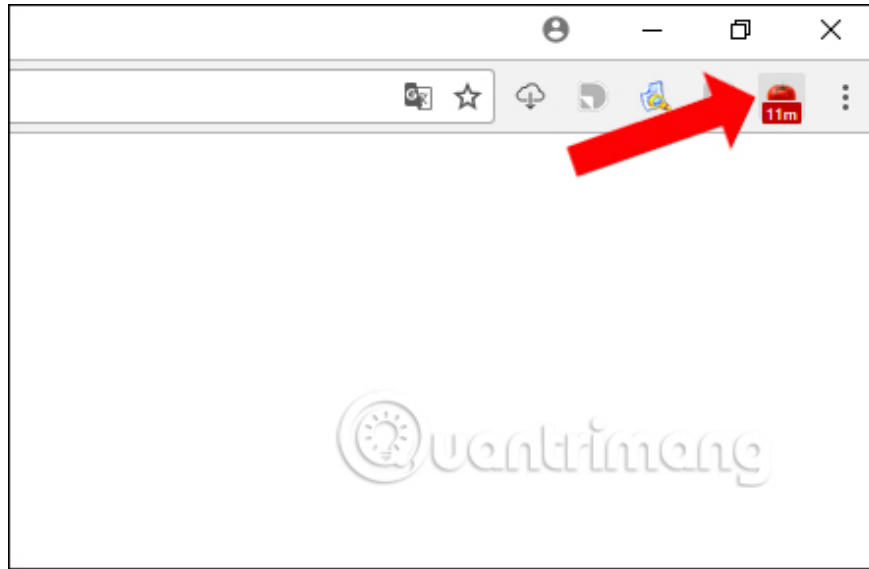
1. 4 Chrome extensions to help you surf the Web faster
2. 10 utilities on Chrome you should not ignore
3. How to adjust the volume of each Chrome tab up to 600%

5 Chrome widgets help focus your work

1. Strict Workflow utility:

1. Download Strict Workflow utility

Strict Workflow is a great utility in managing access time to some entertainment sites like Facebook, Youtube, Twitter, Pinterest, . about 14 different websites. The utility will create a program that prevents you from going to these websites for about 25 minutes to count down to work, then take a 5-minute break so that users can re-enter blocked websites.



This process will take place continuously until we complete our work. Site blocking settings will be fixed to 25 minutes and 5 minutes off during the time you work. And so, users can hardly go to Facebook to read the news, watch videos at Youtube or log in to Twitter.

Strict Workflow Options

To remove temptation, some options cannot be edited during a work session. Patience, please.

Block the sites on this list:

- facebook.com
- youtube.com
- twitter.com
- tumblr.com
- pinterest.com
- myspace.com
- livejournal.com
- digg.com
- stumbleupon.com
- reddit.com
- kongregate.com
- newgrounds.com
- addictinggames.com
- hulu.com

Enter one site per line, like "youtube.com" or "google.com/reader". We'll block/allow all URLs with that base.

For example, "mail.example.com" won't match "www.example.com", but "example.com" will match both. Similarly, "google.com/reader/" will match Google Reader, but will not match Google Search, Gmail, or any other Google service.

Work: minutes Break: minutes

Show a notification when a timer finishes

If you want to change, you can only wait 25 minutes to enter 5 minutes and change the options like the website you want to block, the blocking time, the time off, .

Strict Workflow Options

Only allow ▾ the sites on this list:

Block

Only allow

twitter.com
tumblr.com
pinterest.com
myspace.com
livejournal.com
digg.com
stumbleupon.com
reddit.com
kongregate.com
newgrounds.com
addictinggames.com
hulu.com

Quantimang

Enter one site per line, like "youtube.com" or "google.com/reader/". We'll block/allow all URLs with that base.

For example, "mail.example.com" won't match "www.example.com", but "example.com" will match both. Similarly, "google.com/reader/" will match Google Reader, but will not match Google Search, Gmail, or any other Google service.

Work: minutes Break: minutes

Show a notification when a timer finishes

Ring when a timer finishes (audio)

Clicking on a running timer restarts it

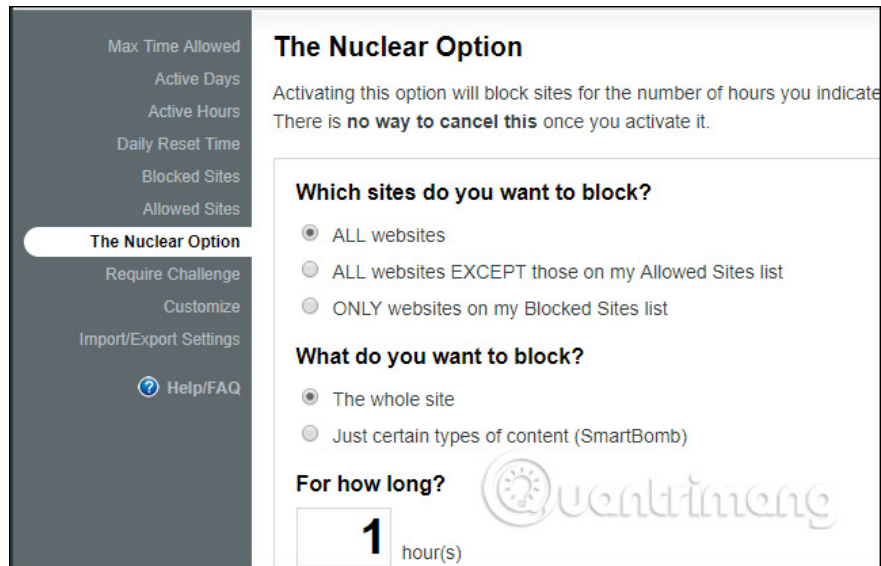
By the strictness philosophy, the only way to cancel a running timer is to disable the extension.

2. StayFocused utility:

1. Download the StayFocused utility

StayFocused will also help you work more focused, but reduce the 'rigidity' of Strict Workflow utility. This means that users can take the initiative in setting the time to block Facebook, or other websites that make you lose focus at work.

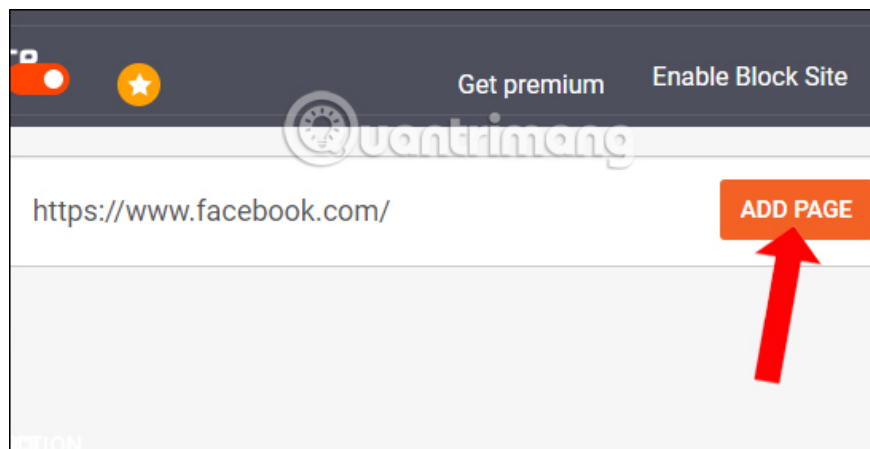
The utility will provide a setup interface where users can enter the time when they will log in to Facebook, and after that time the user cannot continue to use the blocked site.



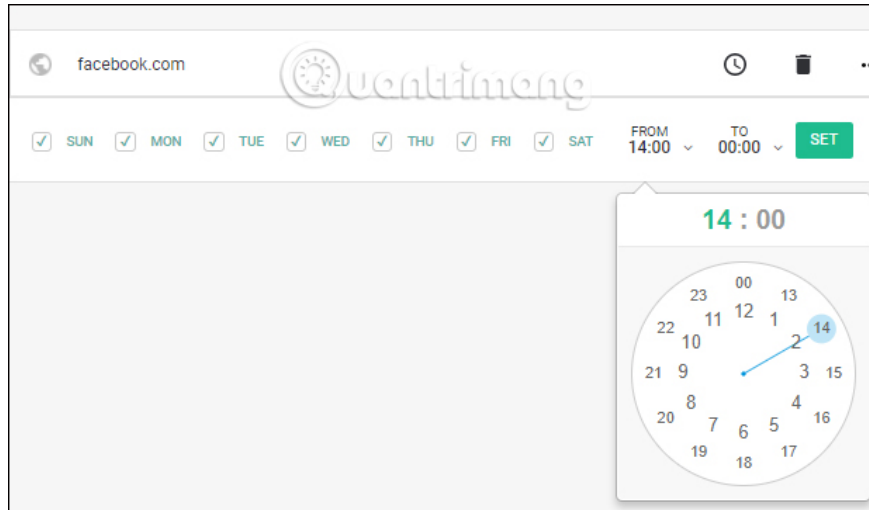
3. Block Site utility:

1. Download the Block Site utility

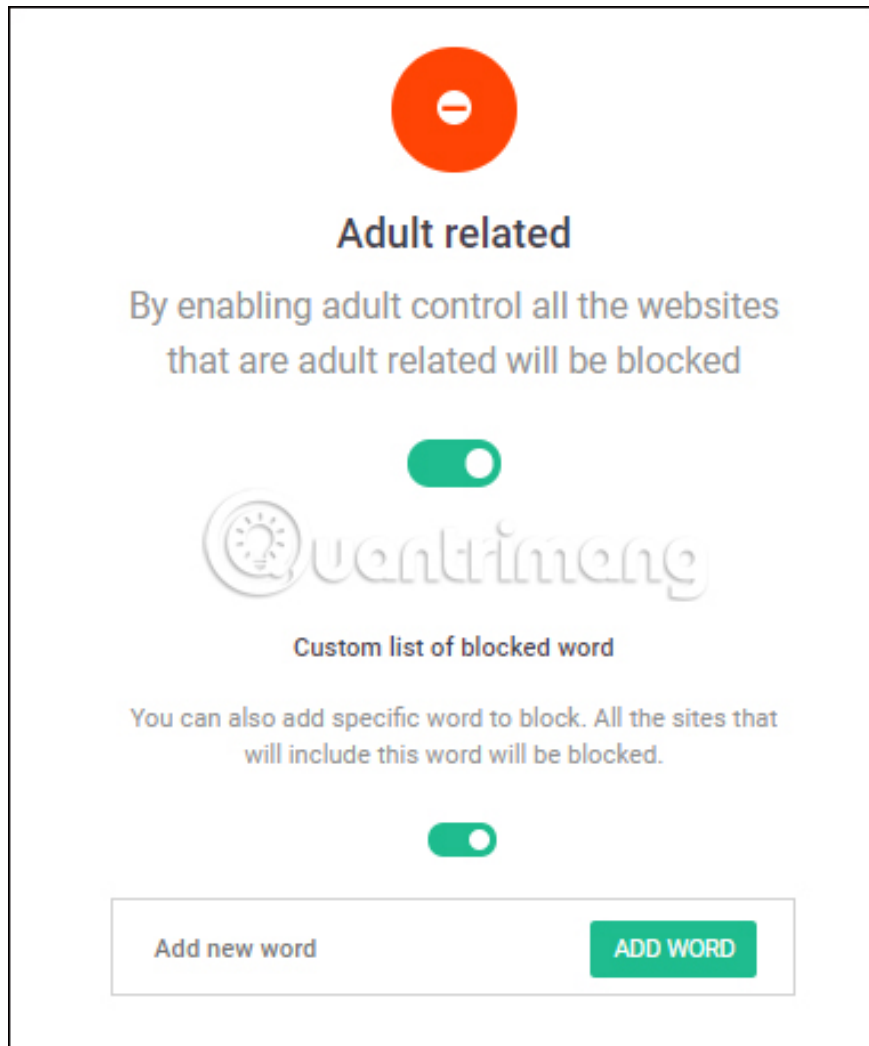
The Block Site will block websites that you feel you cannot focus on when you access it. The utility will set up blocking any website that you want, then set a specific time frame of the day and the hour to block access to the website.



Setting this time can schedule a pre-set time interval, before the user works on the computer.



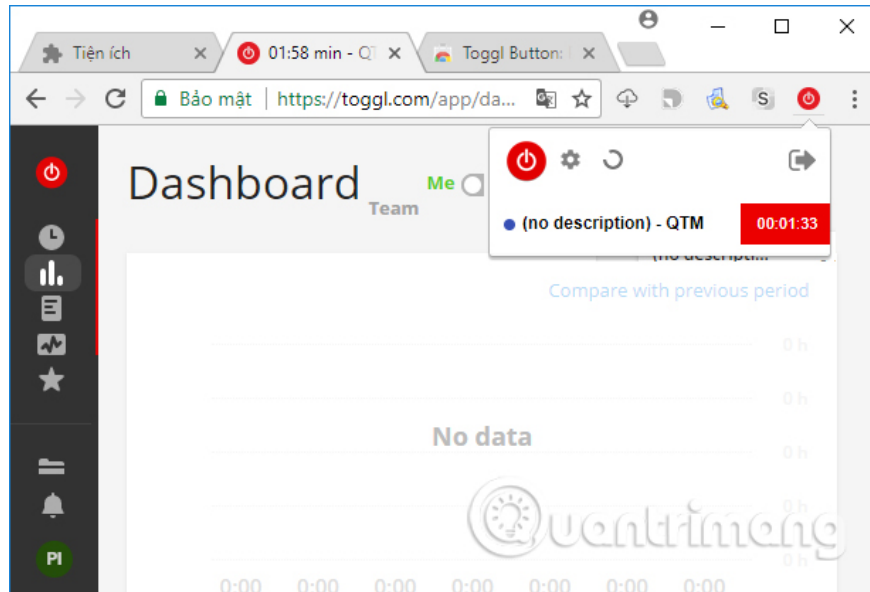
In particular, the Block Site utility also adds a mode to block sensitive keywords and **Adult Control content filters** . We can enable Adult related mode to block websites related to inappropriate content, or enter some keywords so that the utility automatically blocks it when it detects that it appears anywhere on the page. web.



4. Toggl utility:

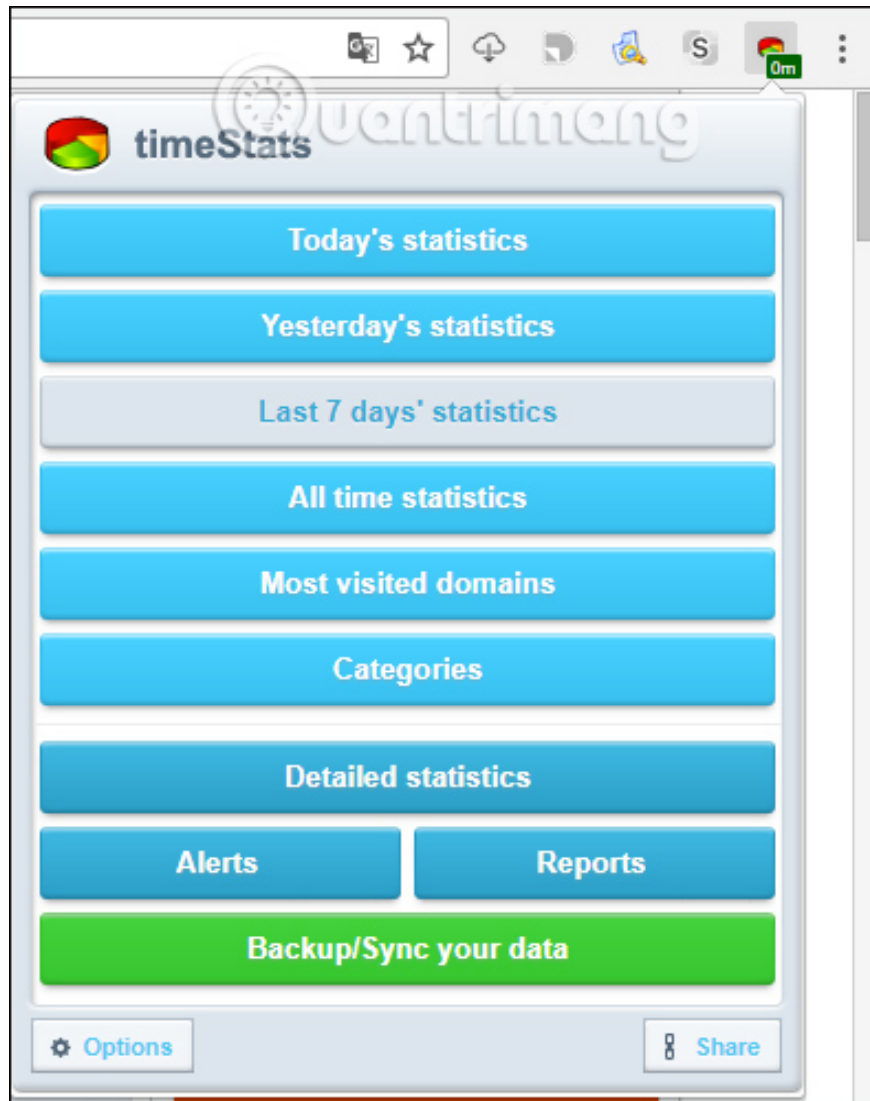
1. Download the Toggl utility

Unlike the above three utilities, Toggl will go into the problem of monitoring the amount of time that users use every certain website. The utility will integrate a stopwatch in the Chrome browser, so that users can be more proactive for their work.

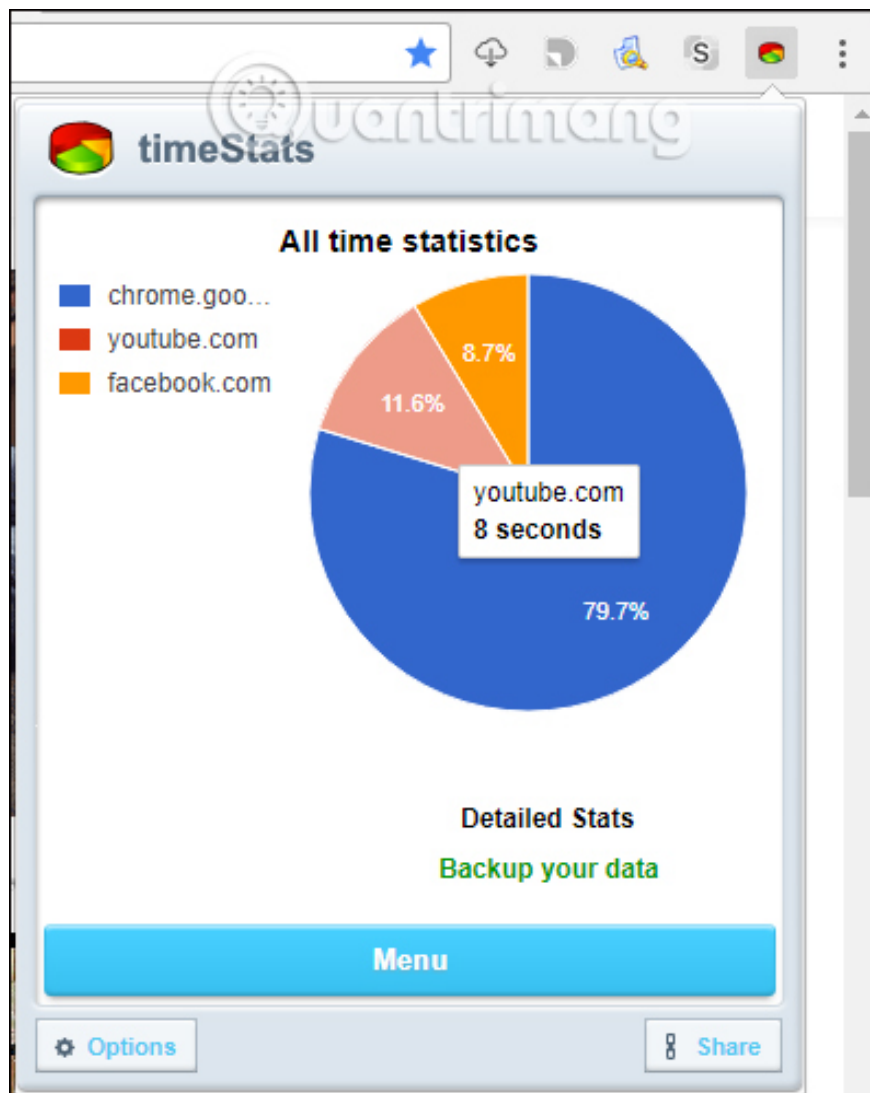


5. TimeStats utility:

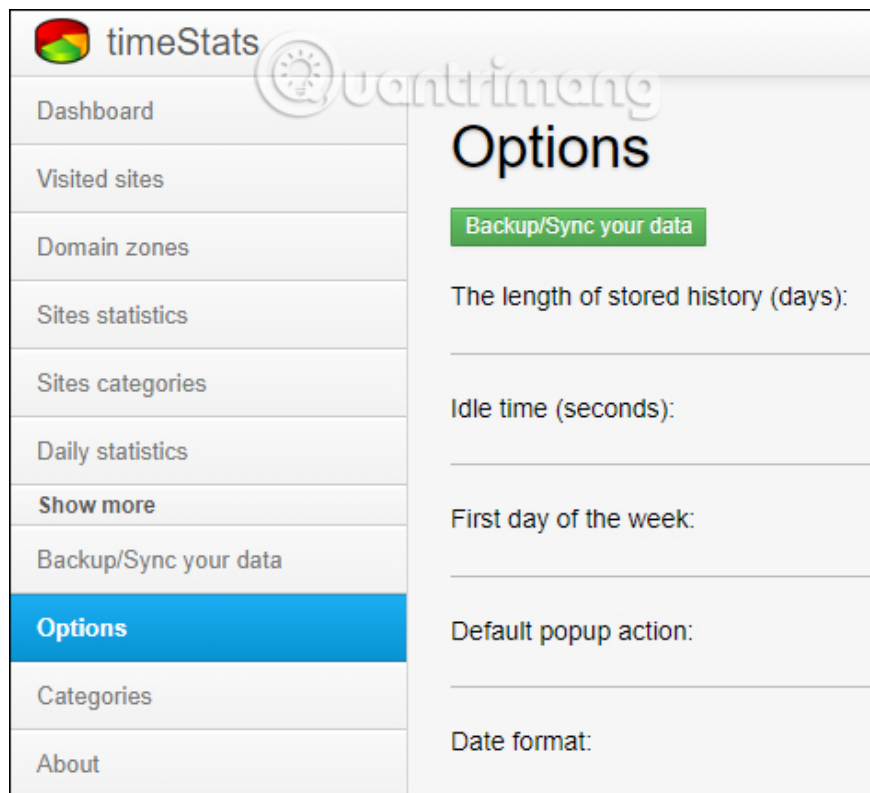
Basically the timeStats utility is similar to the Toggl utility, which helps you control how long it takes to visit websites in the form of how much time is spent on the site. However, instead of looking at the clock to manage the time, the Toggl utility will provide you with a separate interface for managing time without looking at the clock. The utility will provide users with a time list so you can check how much time to use the website.



You can see the utility dividing the amount of time that users spend on very detailed web pages with pie charts.



When clicking on the Options button of the add-on, the user will come to the interface of analyzing site usage data settings, as well as customizing the utility.



Above are some Chrome utilities that help you block some distracting websites from setting up time, and control the time spent on web pages in Chrome browser. The use of utilities on somewhat helps users to manage better working time.

See more:

1. [How to create custom shortcuts for extensions on the Chrome browser](#)
2. [How to install Chrome utility on Opera browser](#)
3. [How to set a password for Google Chrome](#)

Hope this article is useful to you!

You finished reading the article "**Utilities on Chrome help you increase your work focus**" edited by the [TipsMake](#) team. We hope this article has provided you with many useful tech tips and tricks. You can search for similar articles on tips and guides. Thank you for reading and for following us regularly.