

# Using multiple search engines in the browser at the same time.

Using multiple search engines on your web browser simultaneously will help you maximize the results you want to see. Check out the following TipsMake article to learn how to use multiple search engines on Chrome or CocCoc browsers at the same time.

To search the internet, we usually use the Google search engine on browsers like Chrome or C?c C?c. As for search software, there's also Endnote, which specializes in searching for data and folders online. Endnote also has the function of searching PDF files and images in various languages.

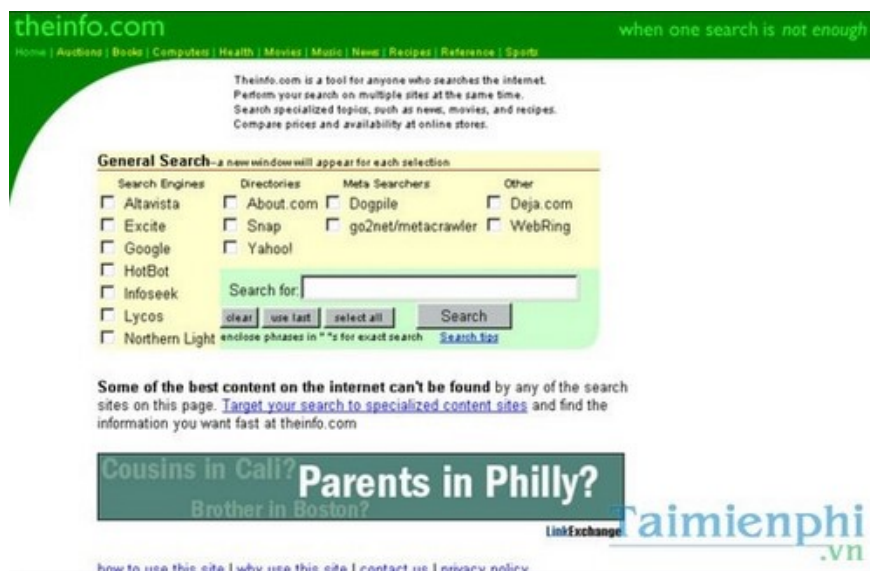
Additionally, Google Chrome users can also use the search function to find the data they need. Using the **search function on Chrome** is very simple. You just need to enter the information into the URL bar in the browser, then press Enter to search immediately. However, this method only supports searching with a specific search engine. To use multiple search engines on the browser simultaneously, please refer to the following article.

[Using multiple search engines in the browser at the same time.](#)

## 1. TheInfo.com

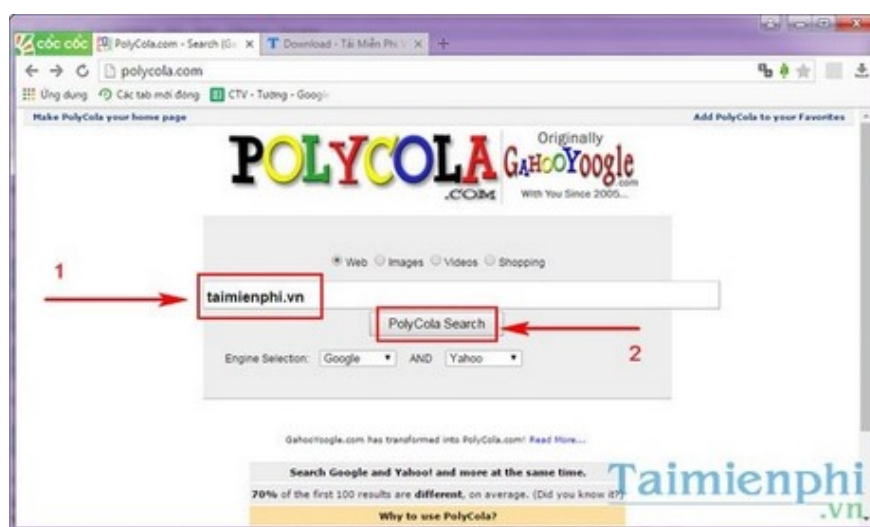
TheInfo.com allows you to choose from a range of search services. You can use multiple search features simultaneously across tools such as Google, Overture, MSN (now Bing), and Teoma. Other directory services include About.com, Google Directory, Yahoo Directory, and more.

If you don't want to select each website individually, you can check "All the web" to search using a range of internet search tools.



## 2. PolyCola.com

The PolyCola.com website allows you to select two search engines simultaneously from a supported list and view different results side-by-side. Five search engines are supported on this site: Google, Yahoo, Ask, Dogpile, and AOL.

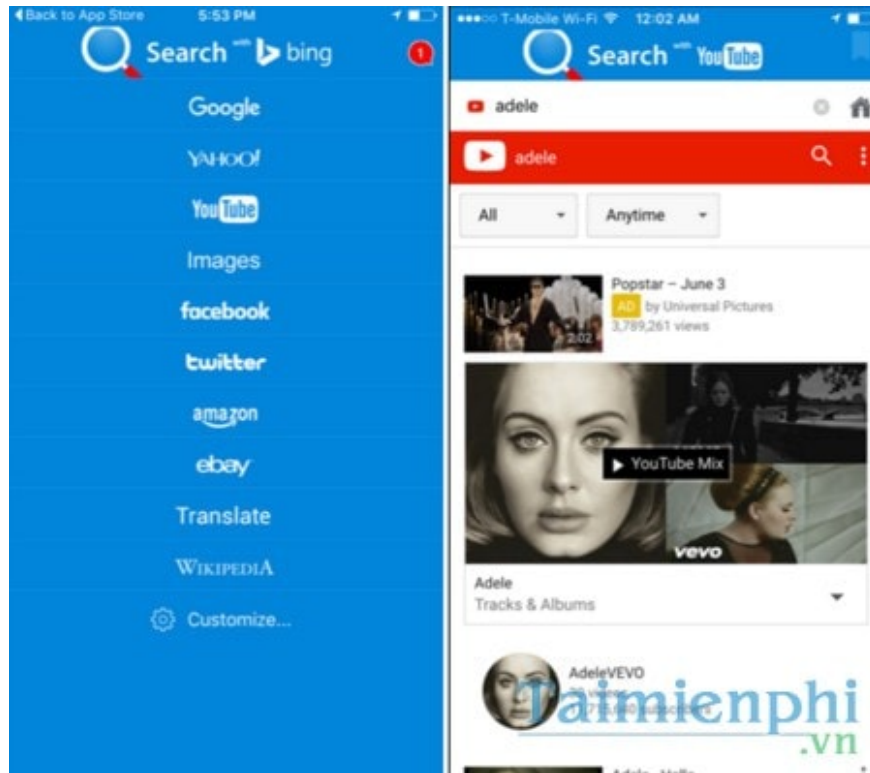


## 3. Smart Search on iOS and Android operating systems

Smart Search on iOS: Download [here](#) .

Smart Search on Android: Download [here](#) .

This is a free app available on the two leading operating systems, Android and iOS. It's excellent as it supports a wide range of search engines such as Google, Yahoo, YouTube, Google Images, Facebook, Twitter, Amazon, eBay, Google Translate, and Wikipedia.



#### 4. Simul-Search on MAC

Simul-Search: Download [here](#) .

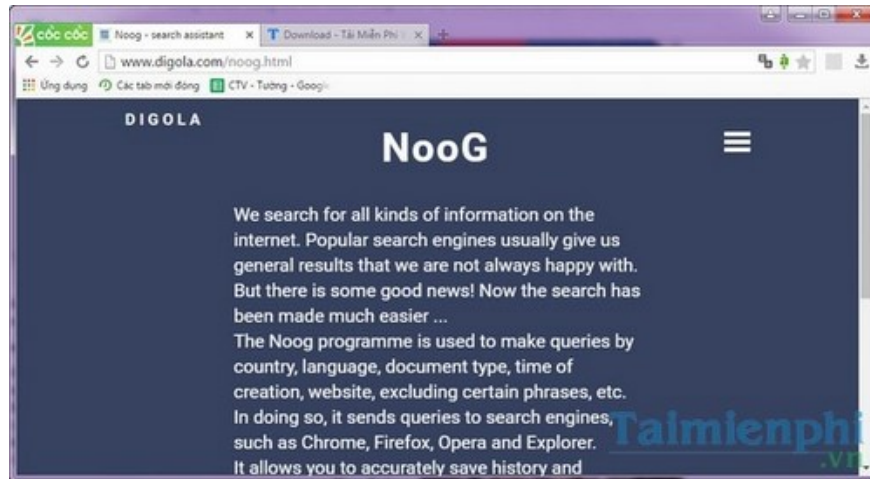
This application for the MAC operating system costs \$1. It allows you to simultaneously search on Google, Bing, DuckDuckGo, and Wikipedia.

One of the great things about Simul-Search is that it searches in real time. As soon as you type each word, the search results appear consecutively.



#### 5. NooG

NooG is an application for Windows operating systems. It supports users in using search engines like Google, Bing, and Wikipedia. Additionally, NooG supports a search history feature, storing all your search results so you can review them at any time.



Above are 5 addresses that help you use multiple search engines at once. For more effective searching, especially on Google, the following tips are essential. To get the most results, you can refer to Google search tips to learn how to search correctly and accurately for information.

You finished reading the article "**Using multiple search engines in the browser at the same time.**" edited by the [TipsMake](#) team. We hope this article has provided you with many useful tech tips and tricks. You can search for similar articles on tips and guides. Thank you for reading and for following us regularly.