

## Use the Adhunter feature to block ads on Maxthon.

Maxthon is a powerful web browser that runs smoothly and stably on Windows. In particular, Maxthon has an Adhunter feature that blocks ads, making your web browsing safer and more efficient. This article from TipsMake will guide you on how to use the Adhunter feature to block ads on the Maxthon browser.

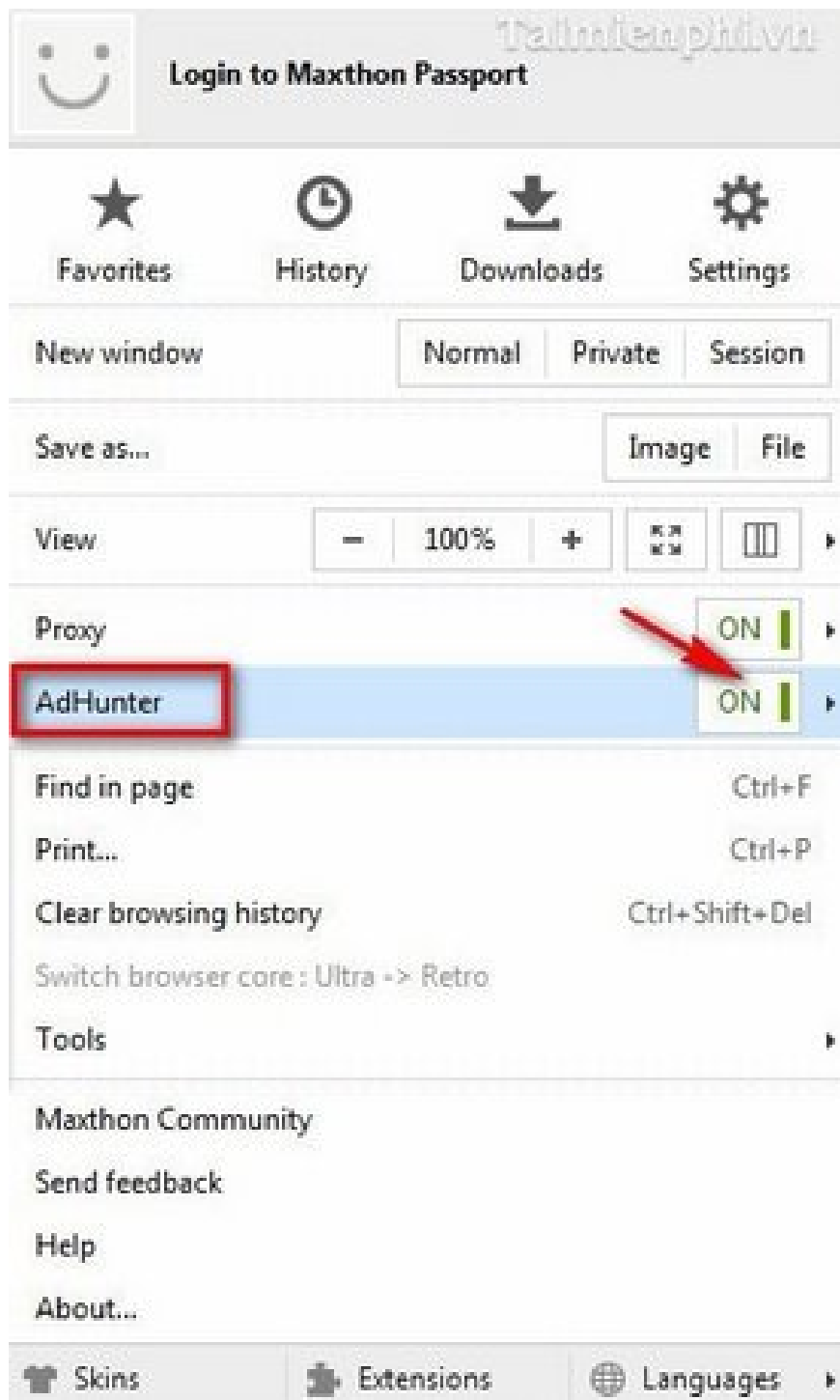
Maxthon is considered a powerful web browser; many users rate it as faster than Google Chrome, while also not consuming too much memory and having a beautiful interface.

# Maxthon Block Ads

Instructions on using the Adhunter ad-blocking feature on Maxthon

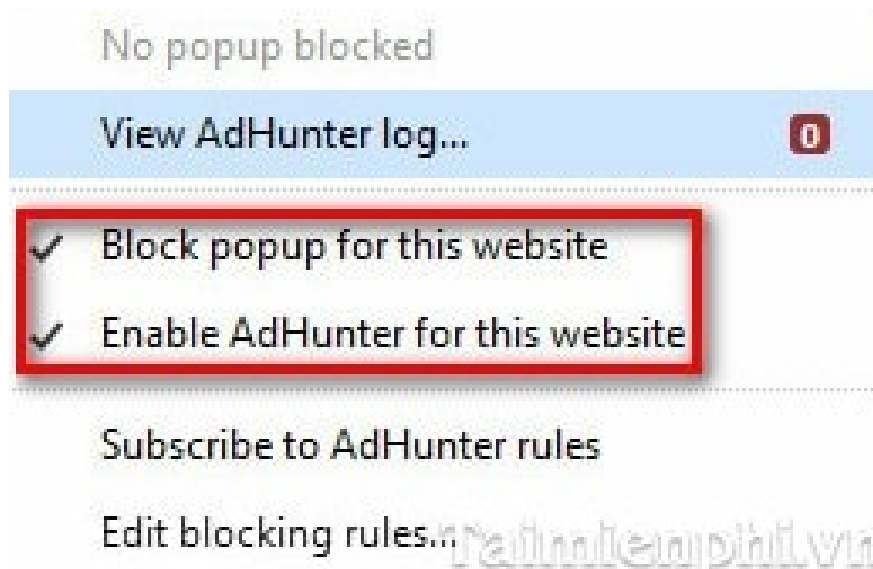
**Step 1 :** You can download the latest version of Maxthon for better performance. Download **Maxthon**

**Step 2 :** After successful installation, open the software, go to the options on the right and select **Adhunter** . Click on **On/Off** to enable/disable this feature.

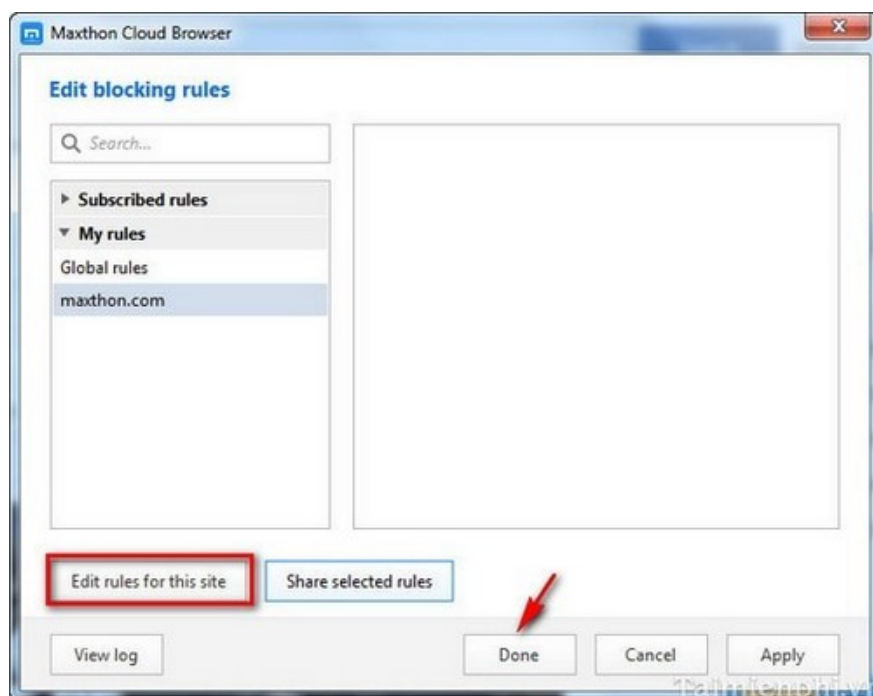


**Step 3 :** You can configure this feature to your liking.

- **Block popup for this Website :** If you want to block ads on the current page,
- **Enable adhunter for this Website:** Activate the Adhunter feature on this page.

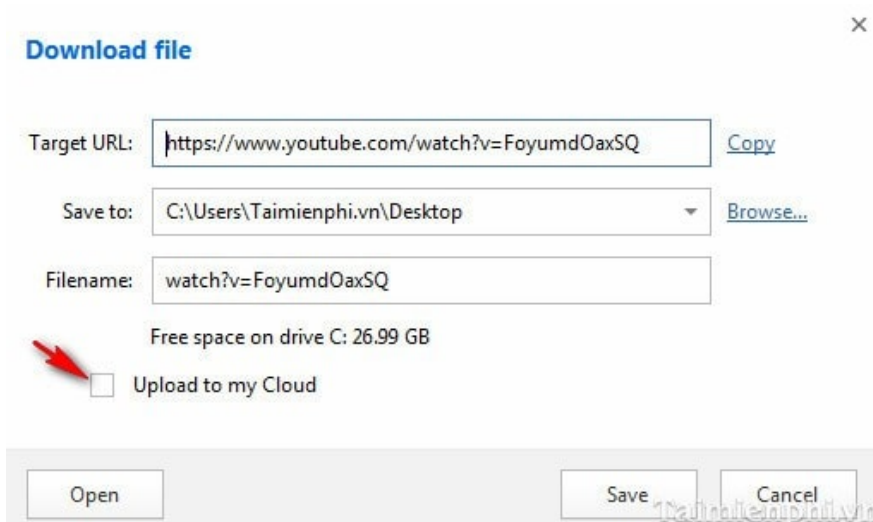


**Step 4 :** To edit the ad blocking rules, select **Edit blocking rules**.

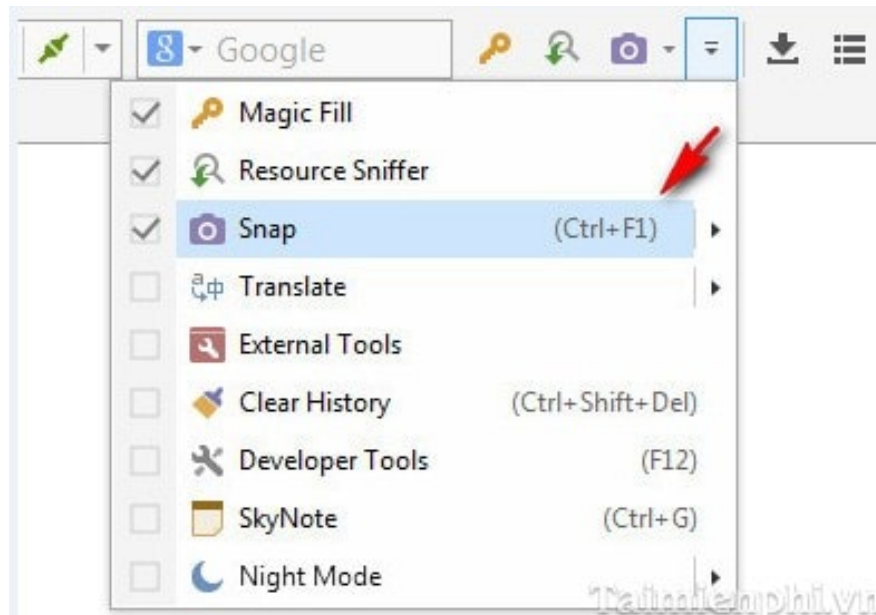


- To change the blocking rules, you can add the pages you want to block in the right-hand pane, then click "**Done**" to confirm.

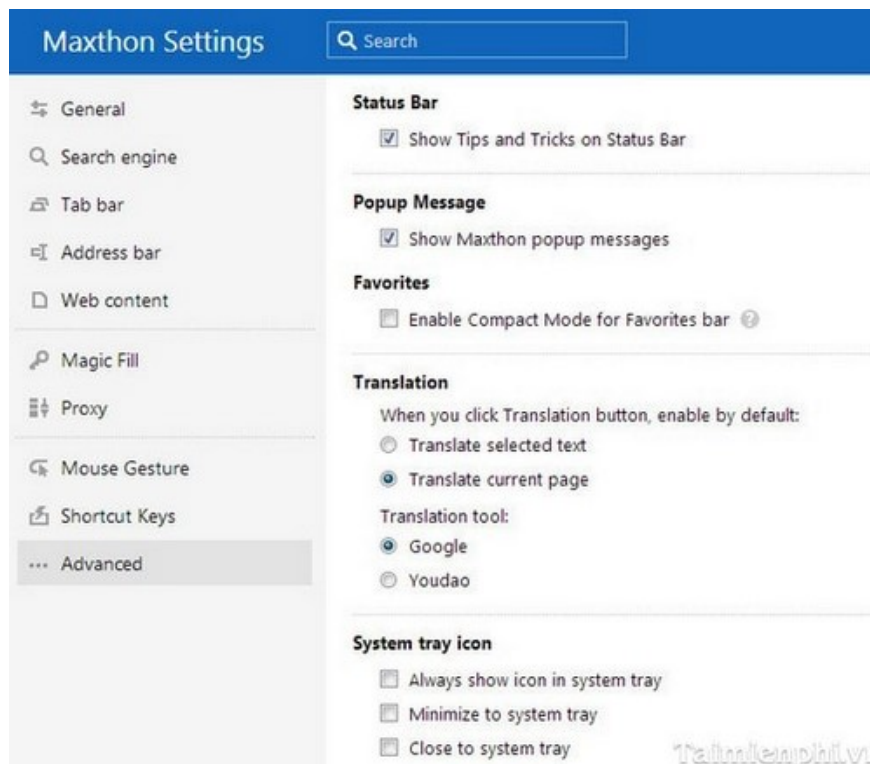
- Additional features such as downloading videos without installing additional software, or a feature that allows you to upload data to **the Cloud (Upload to my Cloud)**, .



- In addition, **Maxthon** also supports tasks such as taking screenshots, translating, etc.



You can go to **Settings** to change the settings to suit your needs.



**Tip:** To use all the features, you need to register an account and then synchronize everything, such as history, favorite pages, cloud storage services, etc.

Above, we have just guided you on how to use the Adhunter feature to block ads on the Maxthon web browser. With its outstanding features and options, multi-language support, smart synchronization methods, etc., Maxthon will be a web browser favored by many people in the future.

You finished reading the article "**Use the Adhunter feature to block ads on Maxthon.**" edited by the [TipsMake](#) team. We hope this article has provided you with many useful tech tips and tricks. You can search for similar articles on tips and guides. Thank you for reading and for following us regularly.