

Use 300 powerful features in Excel with the Kutools utility

Use more than 300 built-in features in Excel with the Kutools utility. You can completely master the Excel application with the Kutools for Excel tool

If you are not satisfied with the processing tools, and the function formulas are quite complex in Excel when applying to your statistics and accounting, you should use support utilities like Kutools that I introduced today. Now will be very necessary and helpful to you.

With more than 300 powerful tools and utilities exclusively for Excel, Kutools promises to bring you the convenience of calculating complex formulas, on a worksheet without depending too much on function formulas. Excel.

1. What are the advantages of the Kutools For Excel utility?

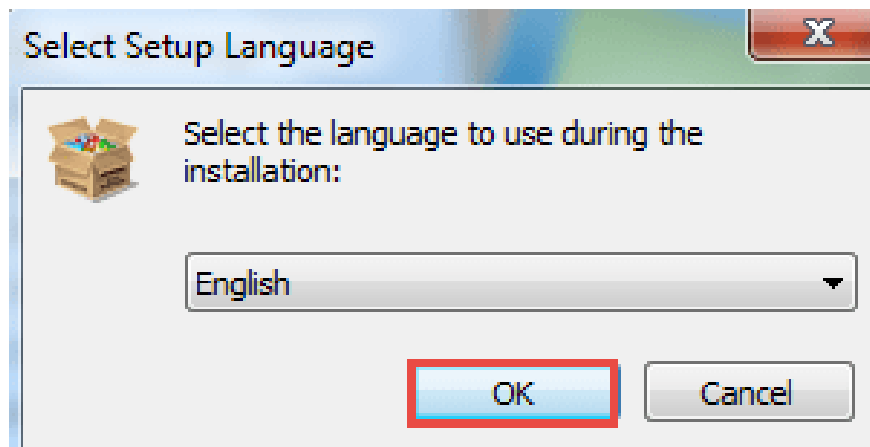
1. With a size of just over 30 Mb a little.
2. Support configuration: Windows XP, 7, 8, 8.1, 10, 32 and 64bit.
3. Available for Office versions from 2007 to 2019 .
4. Fully compatible with the current office machines.
5. Lots of advanced features and more than 300 built-in tools are supported to make using Excel simpler than ever. For more details, you can read in the section below .

2. How to download and install the Kutools for Excel utility

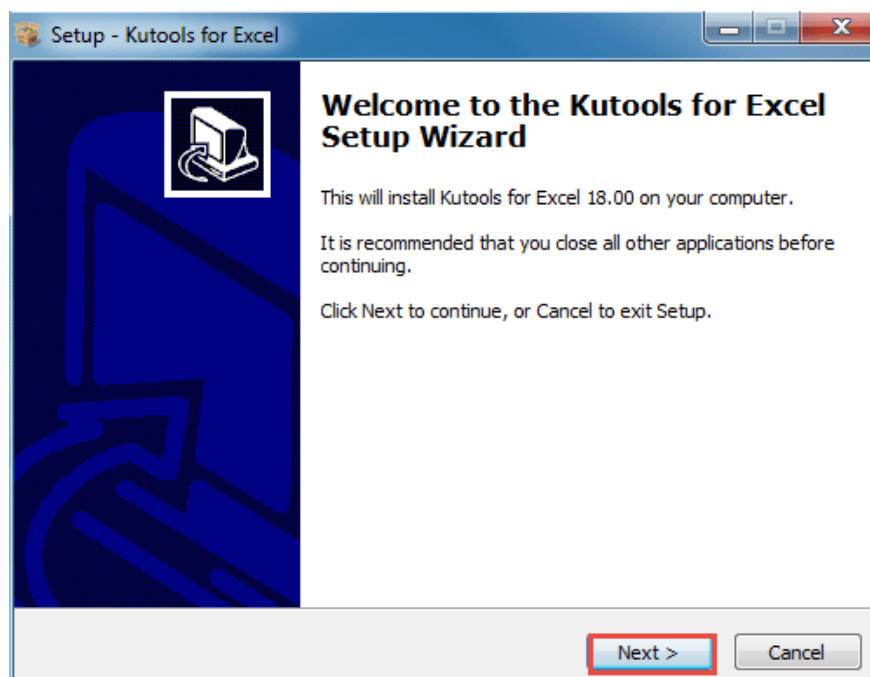
First you have to download the Kutools utility first. Download link [here](#)

Note: Kutools allows you to use it for free within 60 days. After this period of time, you can buy the license to use it for a longer period of time or go online to find the full version. This is up to you guys

+ Step 1: After successfully downloading, click on * .exe => file and click OK to install English language for the application.



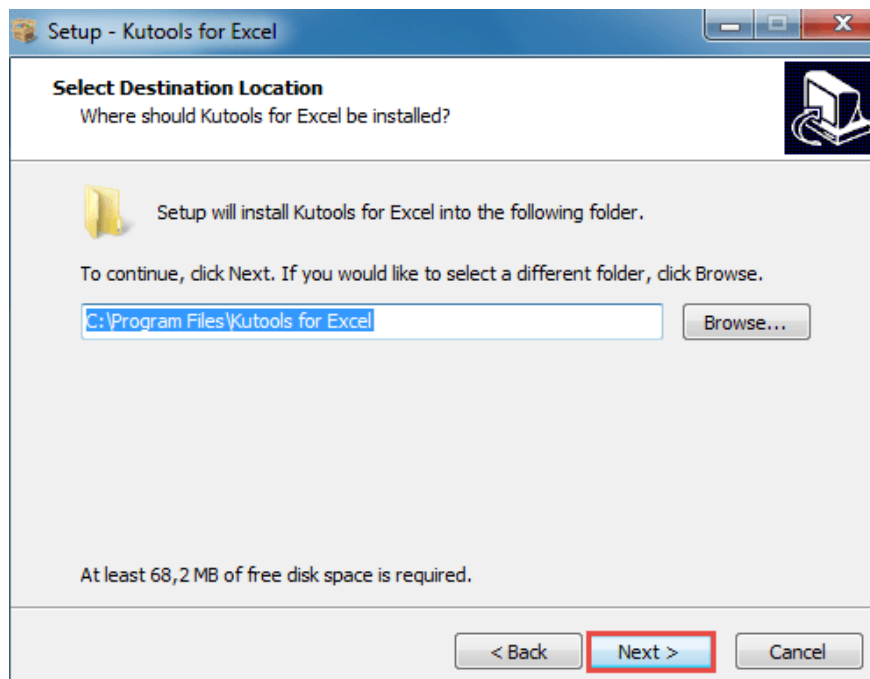
+ Step 2: Then click Next at the Setup interface - Kutools for Excel.

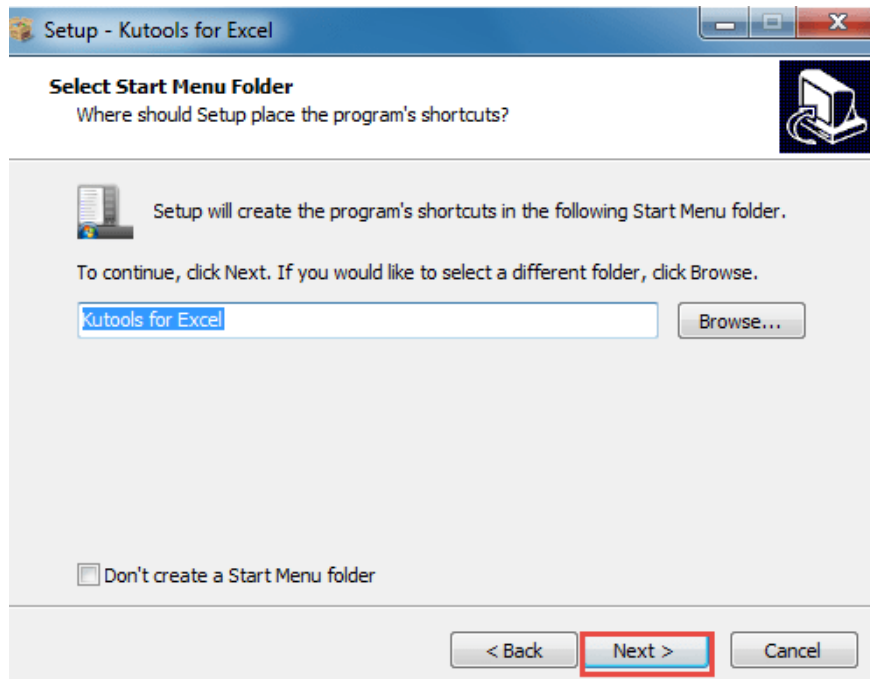


Check the I accept the agreement to agree with the developer terms, before clicking Next to continue.

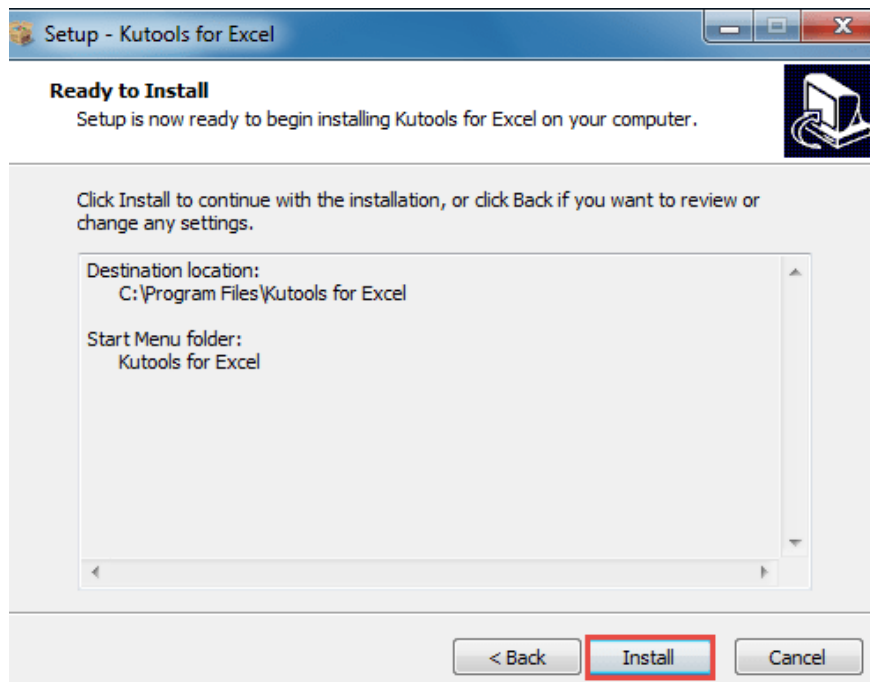


And choose Next, and Next to set the default path.

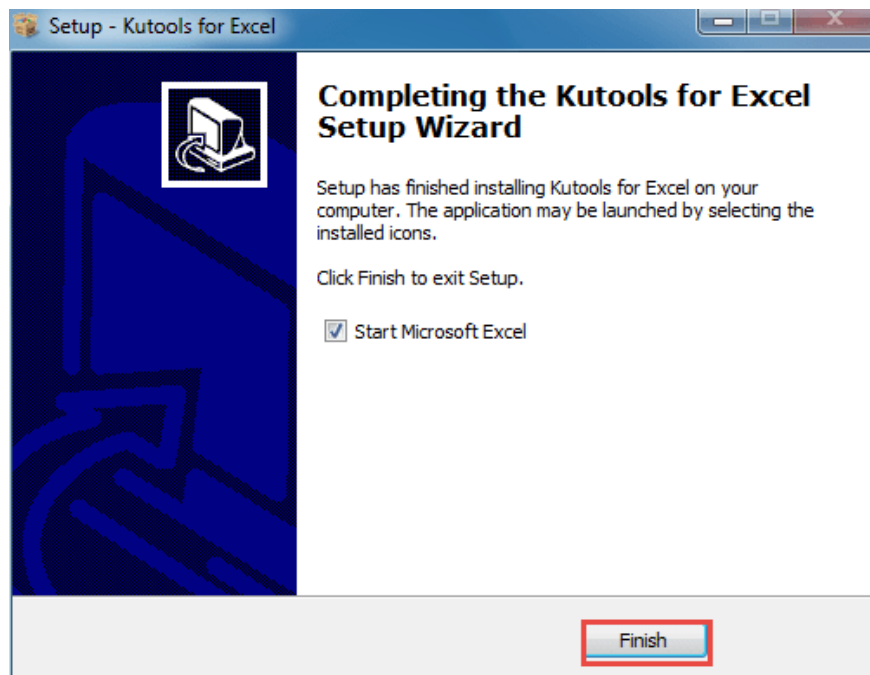




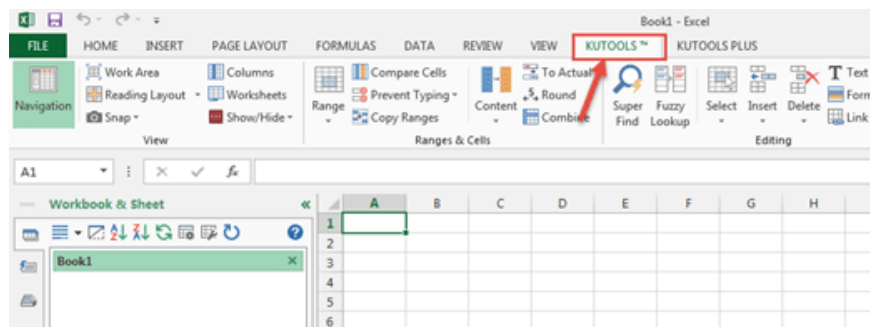
+ Step 3: Then click Install to install Kutools.



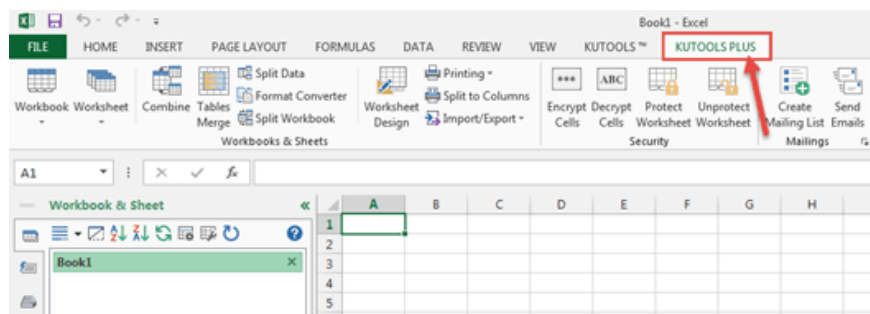
After the installation is complete, click Finish to launch the application in the Excel background.



At the Microsoft Excel interface, you can see on the Menu bar that has been added two Kutools Tabs.



And Kutoolsplus contains powerful and enhanced utilities dedicated to specific tasks, calculating statistics on Excel files.



3. What features does Kutools for Excel stand out?

Includes more than 300 supported utilities:

1. Combine cells, rows, and columns with no data loss .

2. Combine and merge multiple worksheets and Workbooks.
3. Compare and copy data, convert text to date, unit, and currency format.
4. Count values by color, Paging Subtotals, Advanced Sort, Super Filter support.
5. Add, insert, delete, text, format, link, comment, file, Worksheets, and many other powerful tools.
6. Details of the features you can see more from their home page [here!](#)

Epilogue

Yes, there are many powerful features and tools in Kutools utility to assist you in working with Excel. Please install and experience to explore more features of this utility on Excel files if you like.

At this point, our tutorial to install Kutools with more than 300 powerful features for Excel will be paused. Hope the application I shared today will be useful in your work.

Good luck !

You finished reading the article "**Use 300 powerful features in Excel with the Kutools utility**" edited by the [TipsMake](#) team. We hope this article has provided you with many useful tech tips and tricks. You can search for similar articles on tips and guides. Thank you for reading and for following us regularly.