

Usage Podcasts Chapters share music tracks in songs on iPhone and iPad

Podcasts Chapters is a new feature of the iOS 12 operating system. It is really useful when you listen to multiple pieces of music or want to share a specific piece of music with your friends. Let TipsMake.com show you how to use this feature!

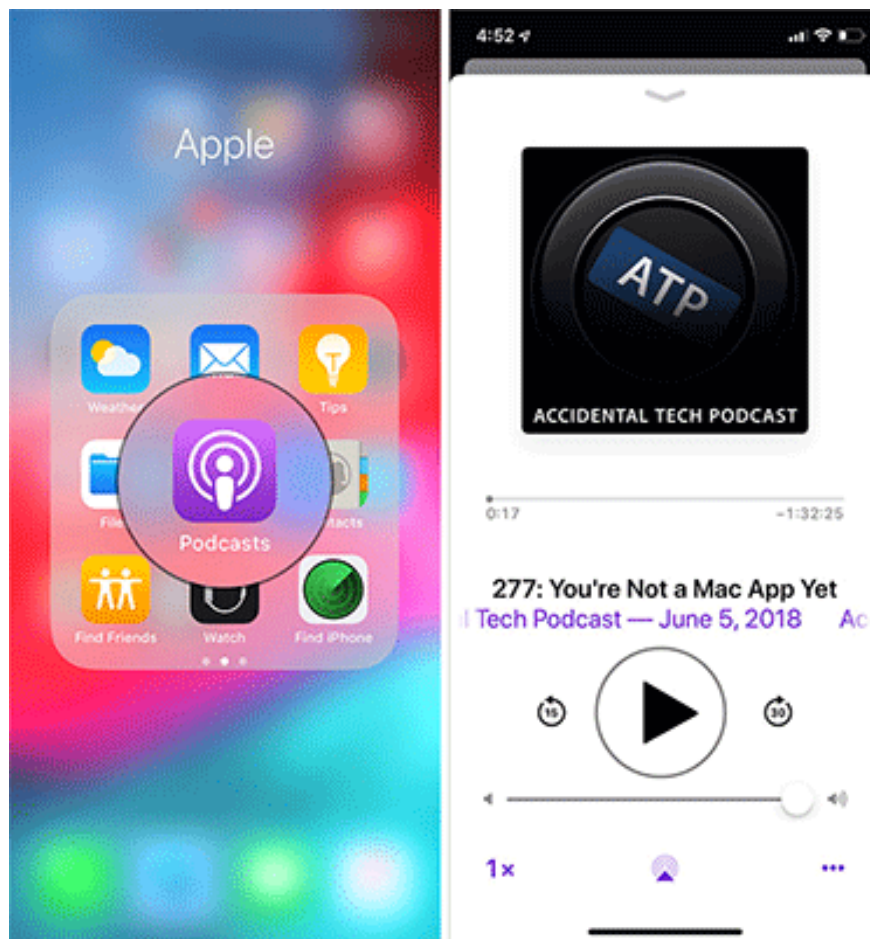
Podcasts Chapters is a new feature of the iOS 12 operating system. It is really useful when you listen to multiple pieces of music or want to share a specific piece of music with your friends. Let TipsMake.com show you how to use this feature!

Podcast application has an additional utility called Chapters. This feature makes navigating a multi-part track easier than ever. You can use this feature for many different purposes. For example, you can use it to transfer to any piece of music in a long, extremely fast way.

How to use Podcasts Chapters on iPhone and iPad

Note : Not all Podcasts support this feature.

Step 1. Open the Podcasts app on your iOS device. After that, select a file and open it.



Step 2. Now you need to scroll the screen down. Find Chapters under Description and click **Show** .

4:52



0:20

-1:32:21

277: You're Not a Mac App Yet

June 5, 2018 Accidental Tech Pod



1x



Sleep Timer

Share

Description

Hide

Accidental Tech Podcast

Chapters

Show

Step 3. Next, you can see all available parts in the list.

Chapters

[Hide](#)

Live at WWDC 2018!

[5:16](#)

iOS

4:23

AR

8:20

Photos

11:31

Sponsor: Microsoft

14:29

Shortcuts

16:37

CarPlay navigation apps

22:00

Activity reports, App Limits

23:40

Notifications, DND

26:47

Sponsor: AfterShokz (code atp30)

34:18

Memoji

36:19

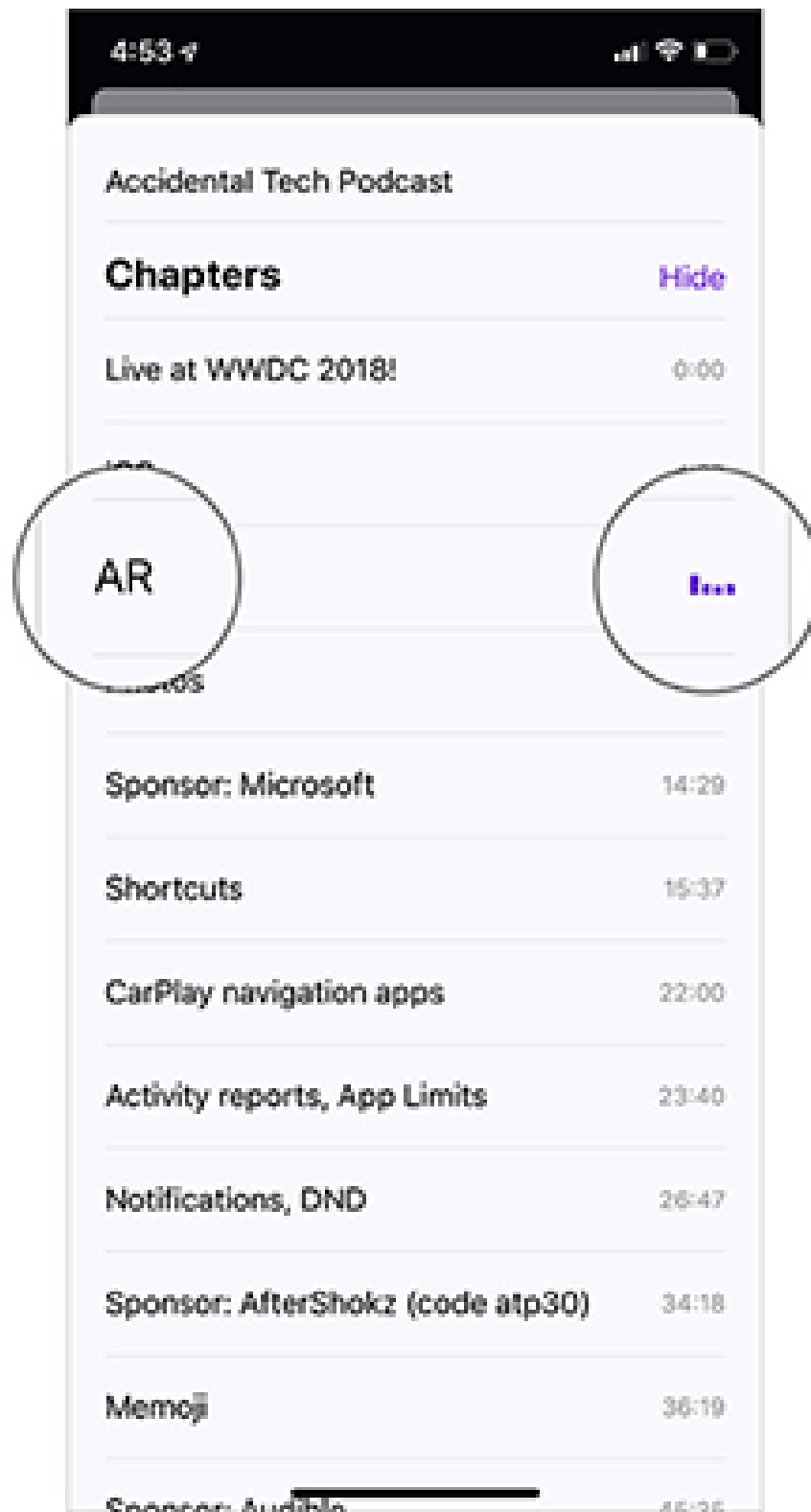
Sponsor: Audible

45:35

watchOS

46:28

To listen to a new chapter, simply touch it in the list of chapters listed. The listening chapter will have a purple sound wave symbol on the right of the chapter.



Step 4. When viewing the chapters, click Hide to hide them.

Accidental Tech Podcast

Chapters

Hide

Live at WWDC 2018!

iOS 4:23

AR [More](#)

Photos 11:31

Sponsor: Microsoft 14:29

Shortcuts 15:37

CarPlay navigation apps 22:00

Activity reports, App Limits 23:40

Notifications, DND 26:47

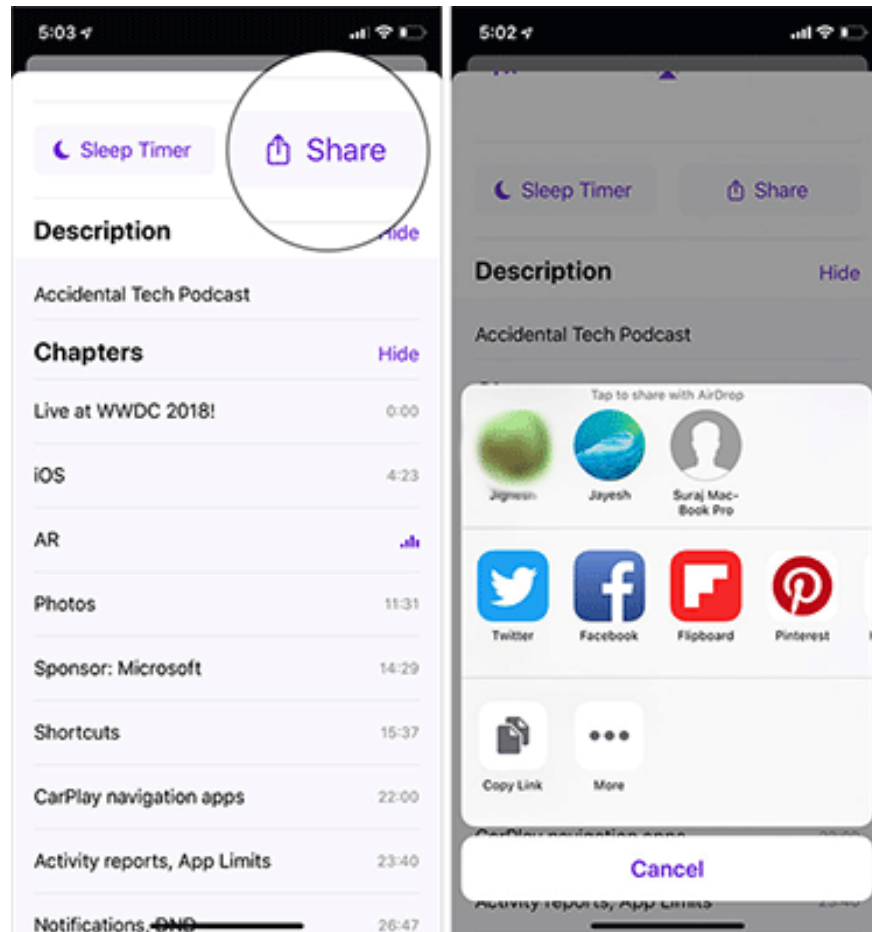
Sponsor: AfterShokz (code atp30) 34:18

Memoji 36:19

Sponsor: Audible 45:36

How to share Podcasts on iPhone

Currently, there is no option that allows you to share a specific piece of a podcast. However, you can still share the song with your friends and tell them what chapter you want them to hear. To do that, press and Share button and choose your favorite sharing medium in the sharing panel.



See more:

1. How to create iPhone ringtones with iTunes
2. Instructions for creating ringtones on iPhone with 3uTools
3. Download music on Soundcloud with 3 simple ways

You finished reading the article "**Usage Podcasts Chapters share music tracks in songs on iPhone and iPad**" edited by the [TipsMake](#) team. We hope this article has provided you with many useful tech tips and tricks. You can search for similar articles on tips and guides. Thank you for reading and for following us regularly.