

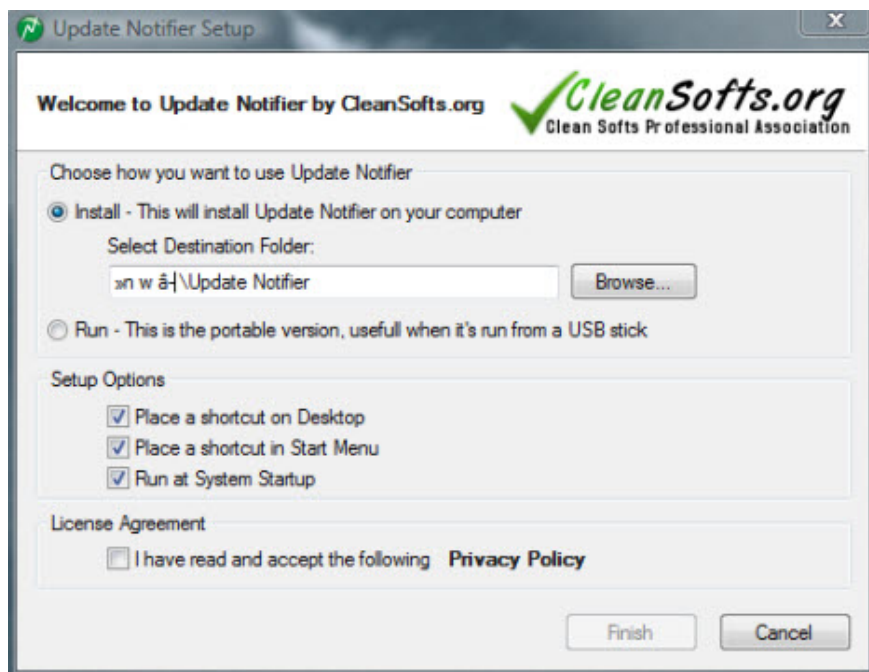
Update the application with Update Notifier

The free Update Notifier application will do exactly what is said, it will notify you when there are updates of the software you have installed on your computer.

Network Administration - There is one thing we like about Ubuntu (or any Linux distribution) that is the centralized software manager, with this centralized management, you can use to search, Download, install and upgrade applications. The software manager also informs you when updates are provided for any software installed on your system. Do you want such a software on Windows Vista. In this article, we will introduce you to that software called *Update Notifier* . This free app will do exactly what it says, it will notify you when there are updates to the software that you have installed on your device.

Find and install Update Notifier

You can download *Update Notifier* from its CleanSofts homepage. After downloading, run the *updatenotifier.exe* file, choose whether you want to run the program from a USB drive or from the hard drive, select the shortcut you want and click the *Finish* button .

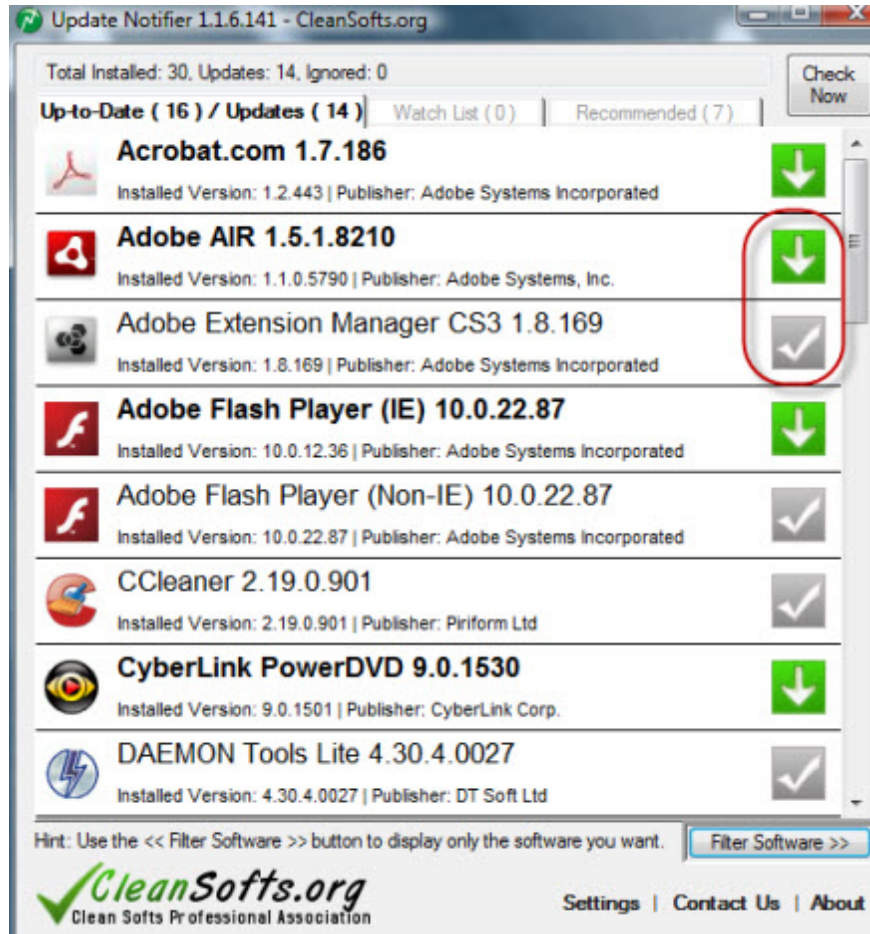


Note: When you use *Update Notifier* , the UAC prompt will appear. To reduce these prompts, you can use Norton User Account Control or disable UAC only with this application.

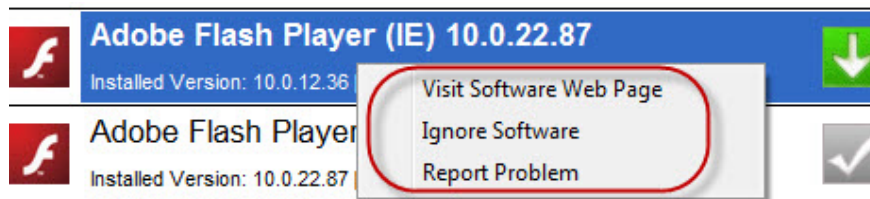
How to use Update Notifier

When you launch the software, *Update Notifier* will search for updates to your installed applications. As you can see in the picture below, the interface of the software is very easy to use.

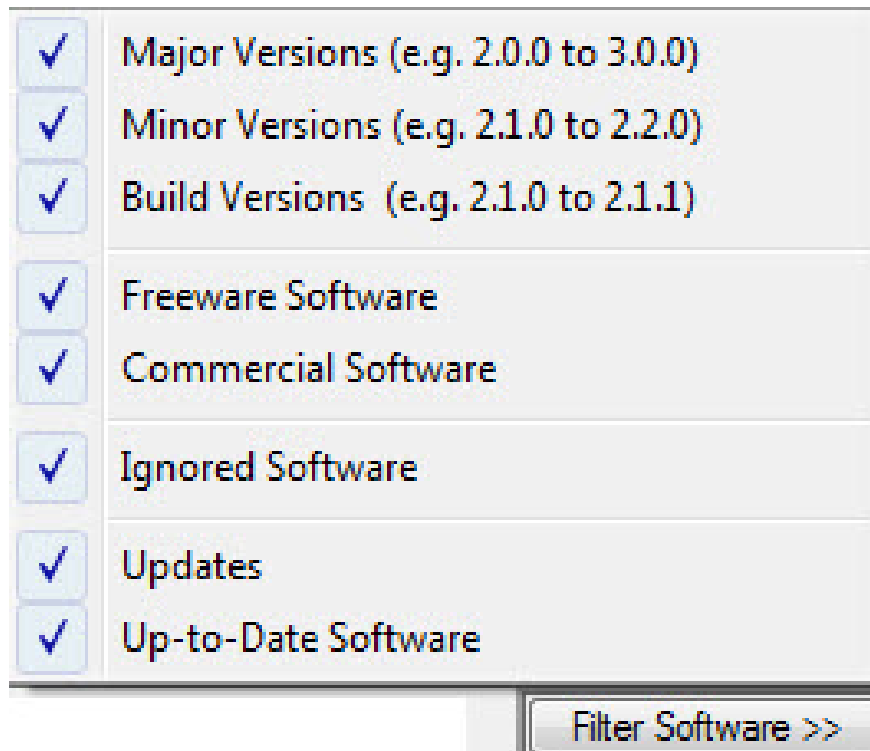
You will have a list of all the applications that *Update Notifier* finds in your system. If an application has a new update released, you will see a blue arrow to the right of it. If the application does not have a new upgrade, then a gray mark will be displayed next to it. If you want to download the upgrade, click on the blue screen arrow icon, then you will be directed to the CleanSofts website, where you can download the upgrade.



If you right-click on an application, you can visit the software website, skip the software and report the problem.



Another feature of *Update Notifier* that deserves attention is what software filtering capabilities to test.



Conclude

When using *Update Notifier*, you'll feel like this software because of its simplicity and the ability to run from an external drive, besides the speed of detecting good software. One of the few things that can be improved in future versions of the software will be the ability to download updates directly from the fkhong application to return to the CleanSofts website.

If you know of similar solutions that can work well or better, please share a comment for us and other readers to consult.

You finished reading the article "**Update the application with Update Notifier**" edited by the [TipsMake](#) team. We hope this article has provided you with many useful tech tips and tricks. You can search for similar articles on tips and guides. Thank you for reading and for following us regularly.