

Turn off unnecessary programs to speed up Windows startup

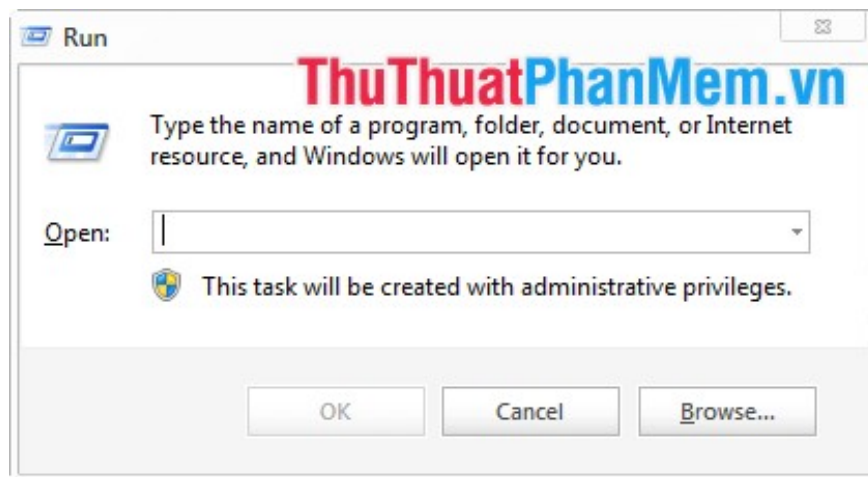
When installing programs on the system, many programs will automatically run when Windows starts. Thus it makes your computer boot speed will be slower.

When installing programs on the system, many programs will automatically run when Windows starts. You see under the system tray there are many programs that automatically run in the background but not you have opened them. Thus it makes your computer boot speed will be slower.

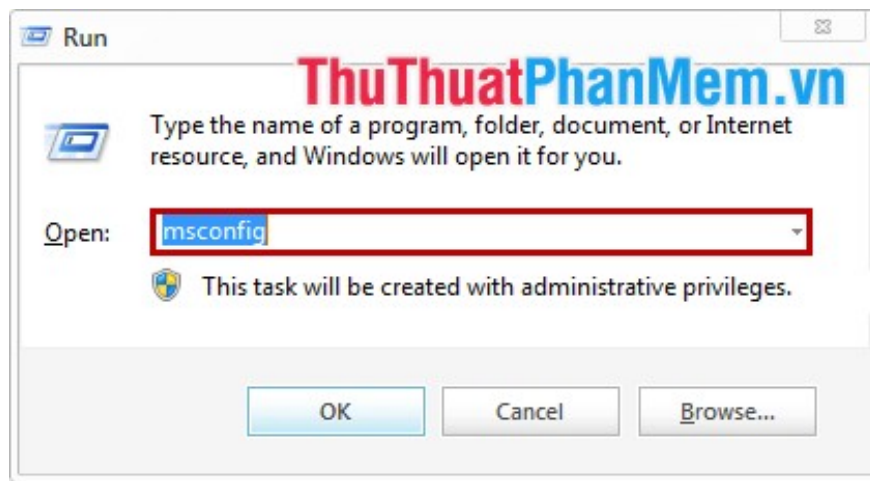
You should turn off unnecessary programs, do not let them start with Windows to speed up the boot.

The following article shows you how to turn off programs that start with Windows 7.

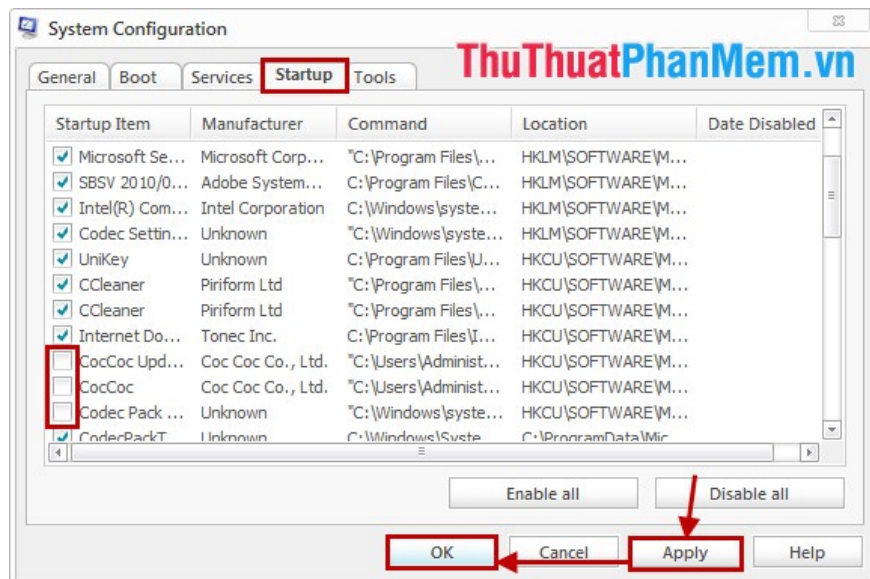
Step 1: Press **Windows + R** or select **Start** -> enter the *Run* keyword in the search box -> **Run** to open the **Run** dialog box .



Step 2: In the **Run** dialog box, enter the keyword *msconfig* and select **OK** .



Step 3: In the **System Configuration** window, select the **Startup** tab, all applications that start with Windows are displayed. Want to turn off the program, which application does not start with Windows, you uncheck the box next to the name of the application and then click **Apply** -> **OK**.



With just very simple steps, you quickly turn off unnecessary programs that start with Windows 7, your computer will speed up startup if there are fewer applications and programs to start with. Good luck!

You finished reading the article "**Turn off unnecessary programs to speed up Windows startup**" edited by the [TipsMake](#) team. We hope this article has provided you with many useful tech tips and tricks. You can search for similar articles on tips and guides. Thank you for reading and for following us regularly.