

Turn off text input on Word 2013

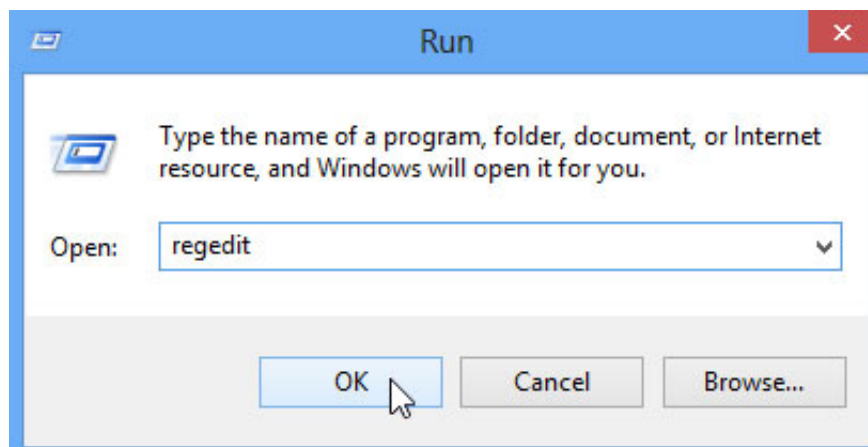
With Word 2013, Microsoft has added effects when you enter text that looks very eye-catching. However, if you are a slow typist, this effect is very interesting, but if you are a professional typist then that effect will slow your progress, the display effect will be slower. compared to your operation a lot.

With Word 2013, Microsoft has added effects when you enter text that looks very eye-catching. However, if you are a slow typist, this effect is very interesting, but if you are a professional typist then that effect will slow your progress, the display effect will be slower. compared to your operation a lot.

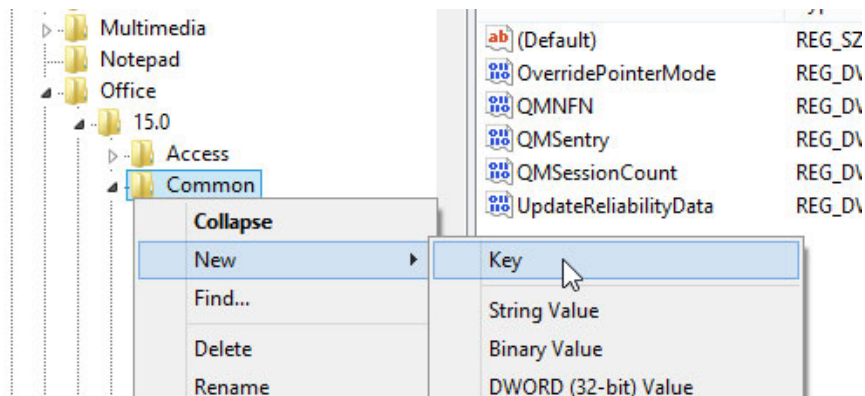
The following procedure to intervene in the Registry will help you disable this effect, making the speed of displaying text on Word 2013 consistent with your typing schedule.

How to do the following:

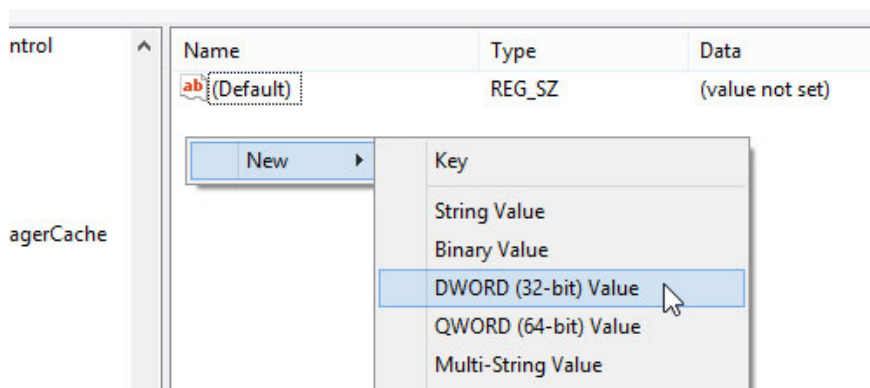
First, go to **RUN** then enter **Regedit** to access the **Registry Editor** window .



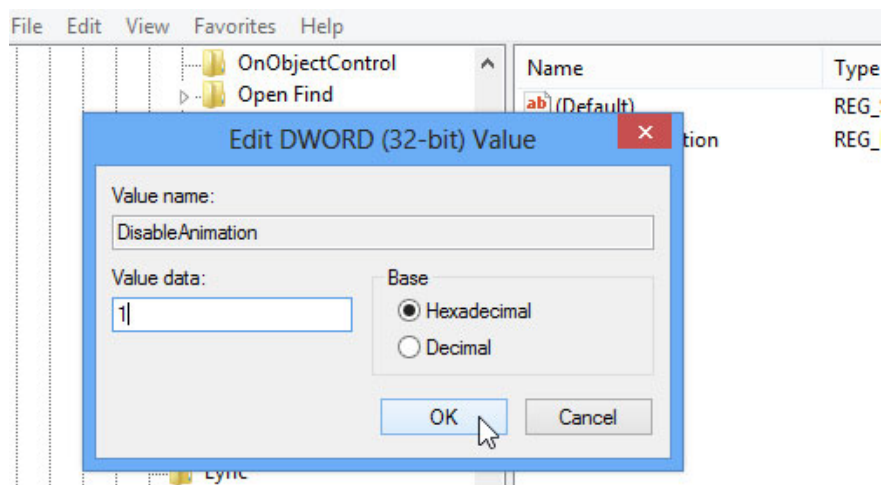
Access the structure: **HKEY_CURRENT_USERSoftwareMicrosoftOffice15.0Common**, right-click on the **Common** key in the left pane and select **New / Key**.



Name this new key **Graphics**. Next, right-click on the right pane of the **Graphics** key and select **New / DWORD (32-bit) Value**. Name the newly created key **DisableAnimation**.



Double click the **DisableAnimation** key just created, then set the value for this key to 1. If you want to enable this effect again, you just need to convert this parameter to **0** as well.



Good luck!

You finished reading the article "**Turn off text input on Word 2013**" edited by the [TipsMake](#) team. We hope this article has provided you with many useful tech tips and tricks. You can search for similar articles on tips and guides. Thank you for reading and for following us regularly.
