

# Turn off driver update on Windows Update Windows 10

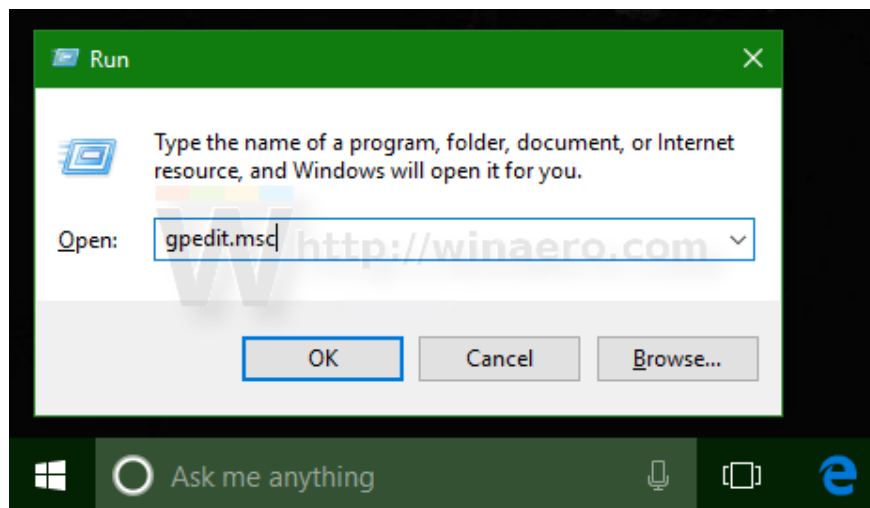
On recently released versions of Windows 10 build 14328 Microsoft has added some new options. Users can prevent Windows 10 from updating drivers. By default, Windows 10 automatically installs drivers from Windows update when available.

On recently released versions of Windows 10 build 14328 Microsoft has added some new options. Users can prevent Windows 10 from updating drivers. By default, Windows 10 automatically installs drivers from Windows update when available.

This option is integrated from Windows 10 build 14328 and higher versions, allowing users to turn off driver updates on Windows Update Windows 10.

## 1. Use Group Policy

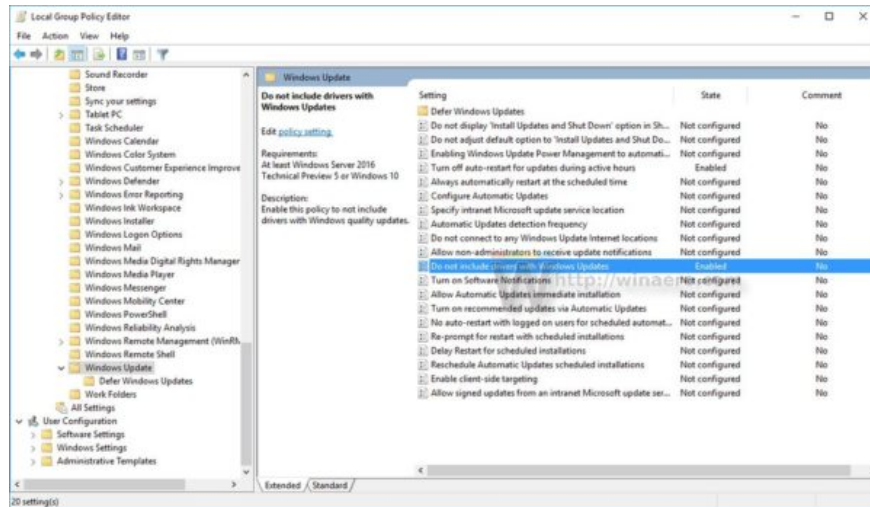
1. Press the **Windows + R** key combination to open the Run command window. Here you enter the command **gpedit.msc** and press Enter.



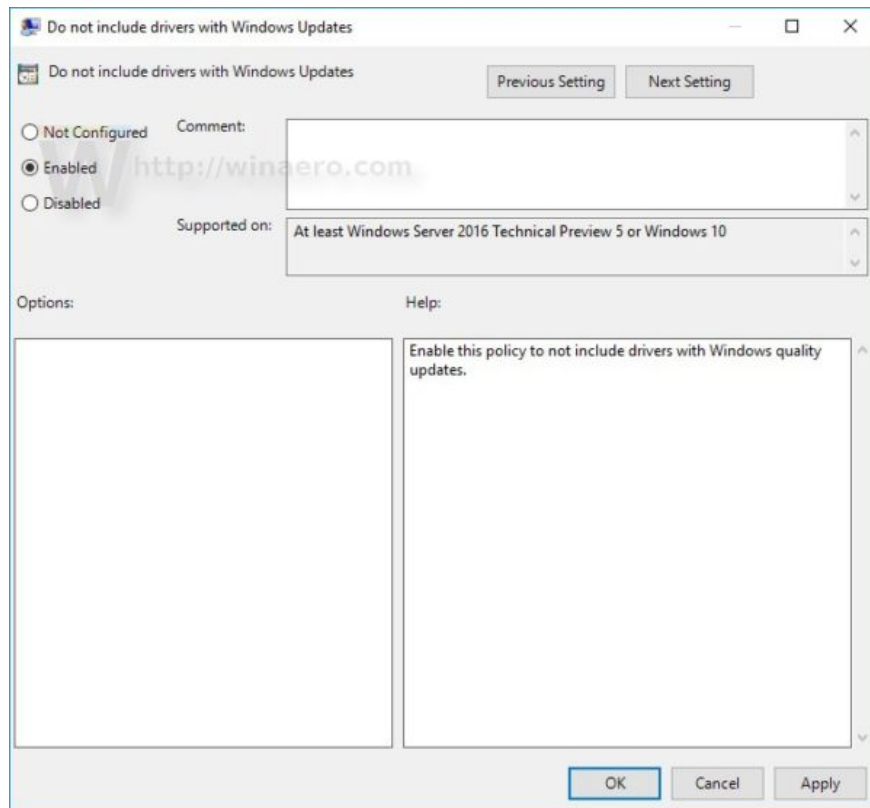
2. At this time, the Group Editor window will appear. You navigate along the path:

**Local Computer Policy ? Computer Configuration ? Administrative Templates ? Windows Components ? Windows Update.**

3. Find and double click the option **Do not include drivers with Windows Update.**



4. On the next dialog box, select **Enable** to activate the option **Do not include drivers with Windows Update.**



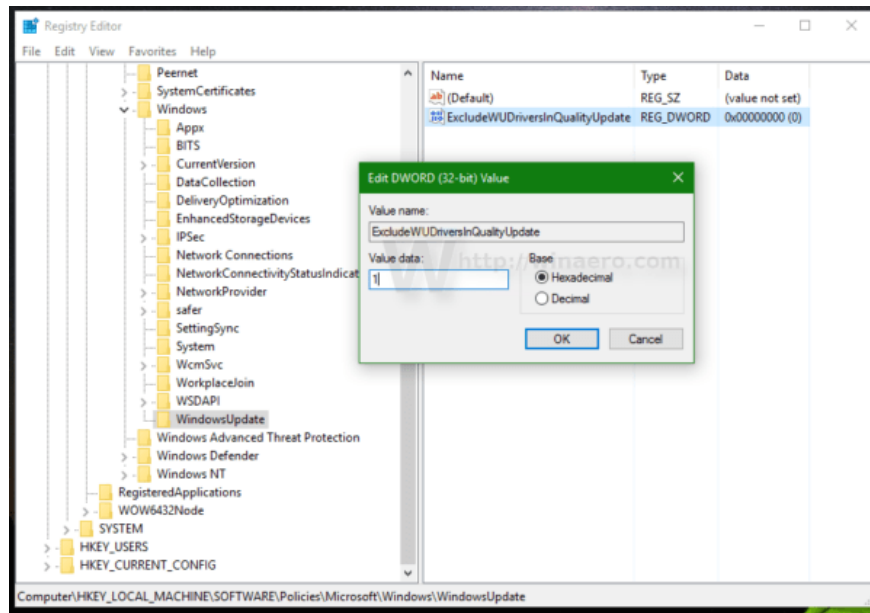
## 2. Use the Registry

1. Press **Windows + R** key combination to open the Run command window, then enter the **regedit** keyword there and press Enter to open the Registry.

2. On the Registry window, navigate to the key:

**HKEY\_LOCAL\_MACHINE\SOFTWARE\Policies\Microsoft\Windows\WindowsUpdate**

3. Next create a 32-bit DWORD value in the right pane and name the value **ExcludeWUDriversInQualityUpdate** . Set the value in the Value data frame to **1** .



4. Finally, restart your Windows 10 computer.

**Refer to some of the following articles:**

- 1. Instructions for activating and using Remote Desktop on Windows 10 computers
- 1. When and how to defragment hard drives on Windows 10?
- 1. Fix Windows 10 error with just one click with FixWin

**Good luck!**

You finished reading the article "**Turn off driver update on Windows Update Windows 10**" edited by the [TipsMake](#) team. We hope this article has provided you with many useful tech tips and tricks. You can search for similar articles on tips and guides. Thank you for reading and for following us regularly.