

Trouble when unable to remove the application on Android

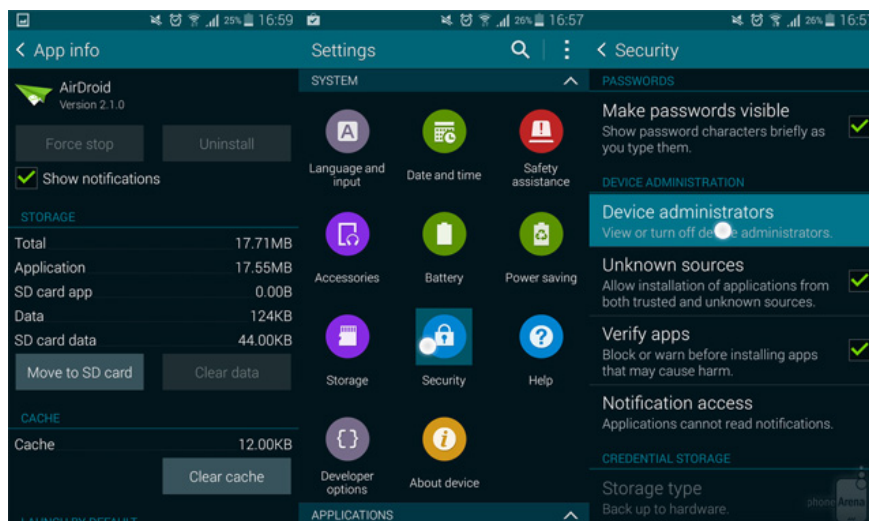
Downloading and installing an Android application as well as removing applications when not in use is often a simple process. But sometimes still stubborn applications don't allow users to remove them

Downloading and installing an Android application as well as removing applications when not in use is often a simple process. But sometimes still stubborn applications don't allow users to remove them . In that case there will only be two scenarios that you will encounter and how to resolve them.

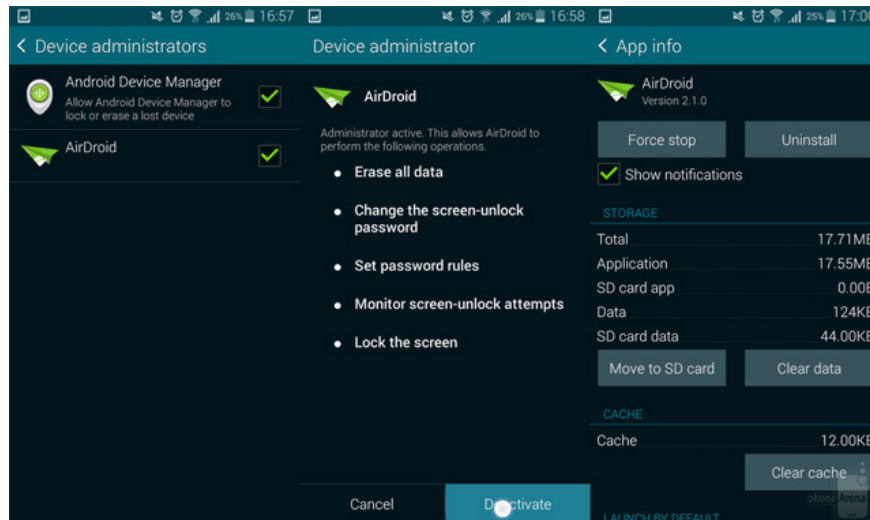
Cause 1: It is possible that the application is set up as Administrator

On Android, not all applications have the same rights. Some applications do not require anything, while others need to access some functions and databases on the phone to work properly. Some applications even require *Administrator* access, which are applications that can set a password, lock / unlock the phone, track the location . In that case the user will not be able to uninstall it if you don't revoke the first administrator access.

To disable the *Administrator* access of an application, go to **Settings > Security > Device Administrators** menu. Look in the list to see if any applications are specifically marked. If so, you should disable it.



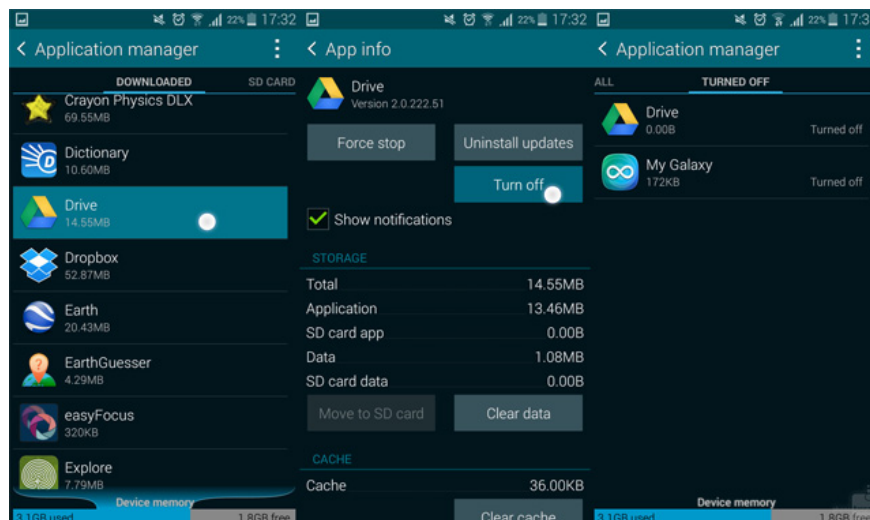
Then go back to the familiar application management tool on your phone to uninstall the application and you're done.



Cause 2: It could be bloatware applications or part of the Android system

Bloatware is a problem that millions of phone users encounter. It is a common name for applications (usually unnecessary) that vendors and manufacturers preinstall on the device when it is shipped. In most cases, these applications cannot be removed when they are viewed as part of the operating system.

However, you still have options to disable these applications. That will help prevent those applications from wasting system resources. To do so, go to **Settings > App manager** menu, then find the applications you do not need, click the application name, in the App info screen appear, press the " **Disable** " button or " **Turn off** " To disable or completely turn off the application, it's done.



If your Android device is rooted, you can also uninstall any application installed on your phone, even those applications are system applications.

You finished reading the article "**Trouble when unable to remove the application on Android**" edited by the [TipsMake](#) team. We hope this article has provided you with many useful tech tips and tricks. You can search for similar articles on tips and guides. Thank you for reading and for following us regularly.
