

Troll friends by creating a 'fake' virus on Notepad

Why not try to troll your friends with 'viruses', try creating a fake virus then send it to your friends. Surely your friends will have to 'roar' when they know their computer is infected with 'fake virus'.

Sometimes troll friends such as troll message, troll face . there are too many users and "victims" get trolls from the experience, so next time you troll them this way It is no longer interesting.

Why not try to troll your friends with 'viruses', try creating a fake virus then send it to your friends. Surely your friends will have to 'roar' when they know their computer is infected with 'fake virus'.

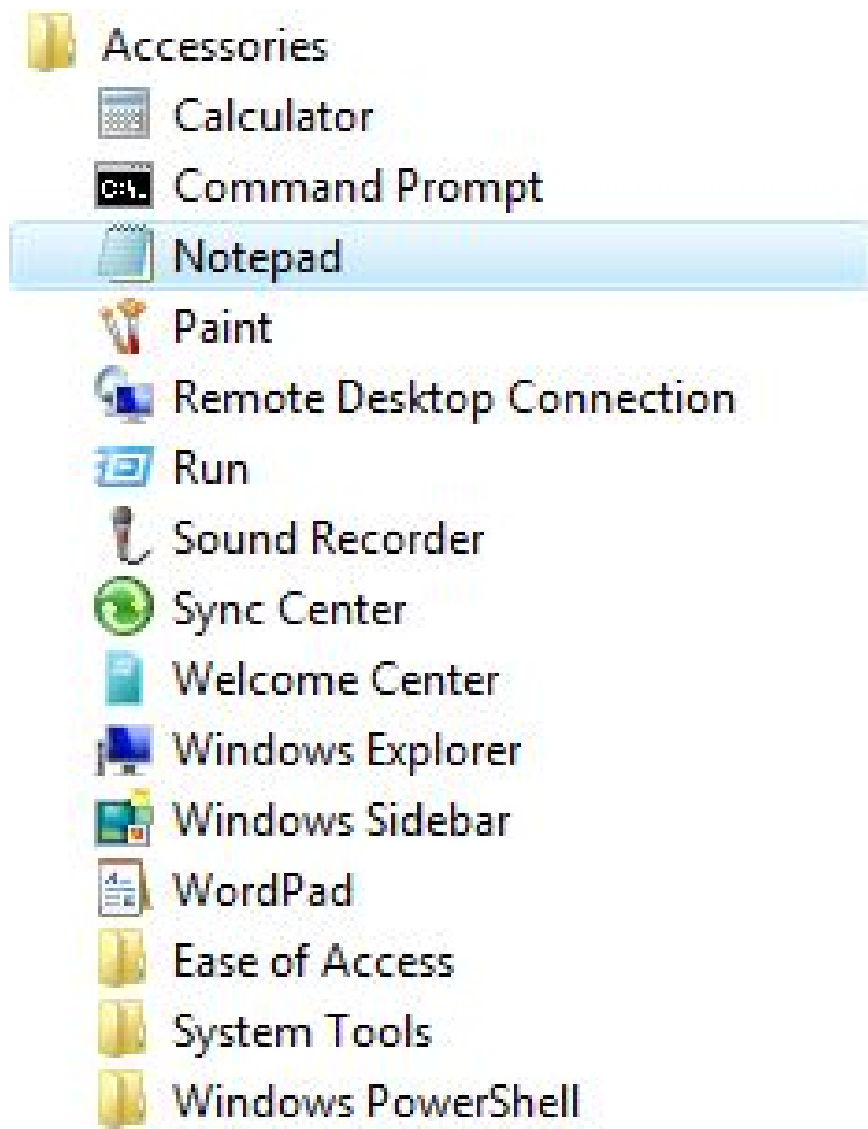
In the article below, Network Administrator will guide you how to create fake virus to troll your friends with Notepad. The steps are extremely easy.

Note : This method does not apply to Macbooks.



Step 1:

Open a new Notepad.



Step 2:

Copy and paste the code below into Notepad:

```
Set WshShell = WScript.CreateObject ("WScript.Shell")
```

```
strName = wshShell.ExpandEnvironmentStrings ("% USERNAME% ")
```

```
x = msgbox ("Critical: Your system is severely affected by multiple threats . To abort all processes, press 'Abort'. To Scan again, press 'Retry'. To continue all processes, click 'Ignore'.", 2 + 16, "Virus found by Windows Defender ©")
```

```
WScript.sleep 2000
```

```
msgbox "Sytem failure in% WINDIR%", 48, ERROR
```

WshShell.Run "cmd"

WScript.sleep 200

wshshell.sendkeys "cls"

WScript.sleep 200

wshshell.sendkeys "{ENTER}"

WScript.sleep 200

wshshell.sendkeys "A"

WScript.sleep 200

wshshell.sendkeys "r"

WScript.sleep 200

wshshell.sendkeys "e"

WScript.sleep 200

wshshell.sendkeys ""

WScript.sleep 200

wshshell.sendkeys "y"

WScript.sleep 200

wshshell.sendkeys "o"

WScript.sleep 200

wshshell.sendkeys "u"

WScript.sleep 200

wshshell.sendkeys ""

WScript.sleep 200

wshshell.sendkeys "s"

WScript.sleep 200

wshshell.sendkeys "c"

WScript.sleep 200

```
wshshell.sendkeys "a"
WScript.sleep 200
wshshell.sendkeys "r"
WScript.sleep 200
wshshell.sendkeys "e"
WScript.sleep 200
wshshell.sendkeys "d"
WScript.sleep 200
wshshell.sendkeys ","
WScript.sleep 200
wshshell.sendkeys ""
WScript.sleep 200
wshshell.sendkeys strName
WScript.sleep 200
wshshell.sendkeys "?"
x = msgbox ("?", 4)
wshshell.sendkeys "{ENTER}"
wshshell.sendkeys "cls"
wshshell.sendkeys "{ENTER}"
if x = 6 Then
WScript.sleep 200
wshshell.sendkeys "G"
WScript.sleep 200
wshshell.sendkeys "o"
WScript.sleep 200
wshshell.sendkeys "o"
```

WScript.sleep 200
wshshell.sendkeys "d"
WScript.sleep 200
wshshell.sendkeys ","
WScript.sleep 200
wshshell.sendkeys ""
WScript.sleep 200
wshshell.sendkeys "y"
WScript.sleep 200
wshshell.sendkeys "o"
WScript.sleep 200
wshshell.sendkeys "u"
WScript.sleep 200
wshshell.sendkeys ""
WScript.sleep 200
wshshell.sendkeys "s"
WScript.sleep 200
wshshell.sendkeys "h"
WScript.sleep 200
wshshell.sendkeys "o"
WScript.sleep 200
wshshell.sendkeys "u"
WScript.sleep 200
wshshell.sendkeys "l"
WScript.sleep 200
wshshell.sendkeys "d"

```
WScript.sleep 200
wshshell.sendkeys ""
WScript.sleep 200
wshshell.sendkeys "b"
WScript.sleep 200
wshshell.sendkeys "e"
WScript.sleep 200
wshshell.sendkeys "."
WScript.sleep 200
wshshell.sendkeys "."
WScript.sleep 200
wshshell.sendkeys "."
wshshell.sendkeys "{ENTER}"
WScript.sleep 100
wshshell.sendkeys "exit"
WScript.sleep 100
wshshell.sendkeys "{ENTER}"
End If
if x = 7 Then
WScript.sleep 200
wshshell.sendkeys "N"
WScript.sleep 200
wshshell.sendkeys "o"
WScript.sleep 200
wshshell.sendkeys "?"
WScript.sleep 500
```

wshshell.sendkeys ""

WScript.sleep 200

wshshell.sendkeys "."

WScript.sleep 200

wshshell.sendkeys "."

WScript.sleep 200

wshshell.sendkeys "."

WScript.sleep 200

wshshell.sendkeys "Y"

WScript.sleep 200

wshshell.sendkeys "o"

WScript.sleep 200

wshshell.sendkeys "u"

WScript.sleep 200

wshshell.sendkeys ""

WScript.sleep 200

wshshell.sendkeys "s"

WScript.sleep 200

wshshell.sendkeys "h"

WScript.sleep 200

wshshell.sendkeys "o"

WScript.sleep 200

wshshell.sendkeys "u"

WScript.sleep 200

wshshell.sendkeys "l"

WScript.sleep 200

```
wshshell.sendkeys "d"
WScript.sleep 200
wshshell.sendkeys ""
WScript.sleep 200
wshshell.sendkeys "b"
WScript.sleep 200
wshshell.sendkeys "e"
WScript.sleep 200
wshshell.sendkeys "."
WScript.sleep 200
wshshell.sendkeys "."
WScript.sleep 400
wshshell.sendkeys "{ENTER}"
WScript.sleep 100
wshshell.sendkeys "exit"
WScript.sleep 100
wshshell.sendkeys "{ENTER}"
End If
WshShell.Run "cmd"
WScript.sleep 500
wshshell.sendkeys "dir"
WScript.sleep 100
wshshell.sendkeys "{ENTER}"
WScript.sleep 1000
wshshell.sendkeys "dir"
WScript.sleep 100
```

```
wshshell.sendkeys "{ENTER}"  
WScript.sleep 2000  
wshshell.sendkeys "cls"  
WScript.sleep 40  
wshshell.sendkeys "{ENTER}"  
WScript.sleep 40  
wshshell.sendkeys "prompt deleting cookies ."  
WScript.sleep 40  
wshshell.sendkeys "{ENTER}"  
WScript.sleep 40  
wshshell.sendkeys "cls"  
WScript.sleep 40  
wshshell.sendkeys "{ENTER}"  
WScript.sleep 2000  
wshshell.sendkeys "prompt deleting Users ."  
WScript.sleep 40  
wshshell.sendkeys "{ENTER}"  
WScript.sleep 40  
wshshell.sendkeys "cls"  
WScript.sleep 40  
wshshell.sendkeys "{ENTER}"  
WScript.sleep 2000  
wshshell.sendkeys "prompt deleting drive 'C:' ."  
WScript.sleep 200  
wshshell.sendkeys "{ENTER}"  
WScript.sleep 40
```

wshshell.sendkeys "cls"

WScript.sleep 40

wshshell.sendkeys "{ENTER}"

WScript.sleep 1000

x = msgbox ("Are you sure you want to permanently delete all directories, files, and subfiles in the environment variable: '% ALLDATA%'", 4 + 32, "C:")

WScript.sleep 2000

wshshell.sendkeys "prompt deleting system 32 ."

WScript.sleep 70

wshshell.sendkeys "{ENTER}"

WScript.sleep 40

wshshell.sendkeys "cls"

WScript.sleep 40

wshshell.sendkeys "{ENTER}"

WScript.sleep 1000

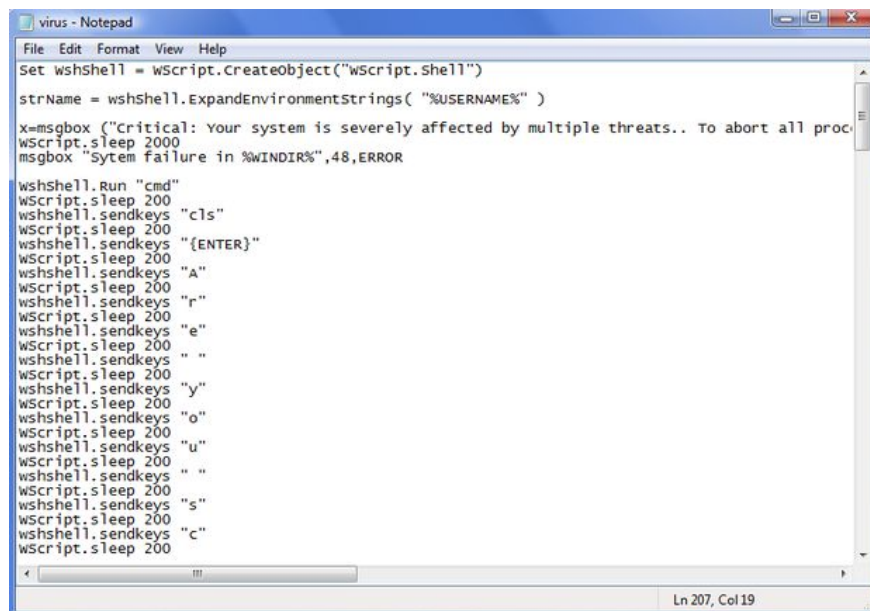
wshshell.sendkeys "exit"

WScript.sleep 200

wshshell.sendkeys "{ENTER}"

WScript.sleep 4000

msgbox "Just kidding :)"



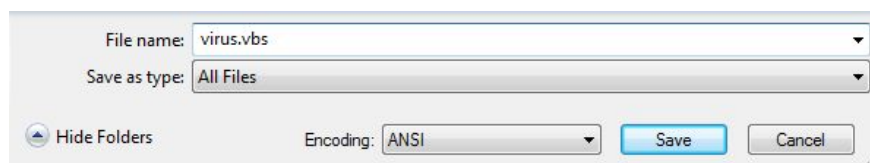
```
File Edit Format View Help
Set wshShell = wscript.CreateObject("wscript.shell")
strName = wshShell.ExpandEnvironmentStrings( "%USERNAME%" )
x=msgbox ("Critical: Your system is severely affected by multiple threats.. To abort all proc
wscript.sleep 2000
msgbox "Sytem failure in %WINDIR%",48,ERROR

wshshell.run "cmd"
wscript.sleep 200
wshshell.sendkeys "cls"
wscript.sleep 200
wshshell.sendkeys "{ENTER}"
wscript.sleep 200
wshshell.sendkeys "A"
wscript.sleep 200
wshshell.sendkeys "r"
wscript.sleep 200
wshshell.sendkeys "e"
wscript.sleep 200
wshshell.sendkeys " "
wscript.sleep 200
wshshell.sendkeys "y"
wscript.sleep 200
wshshell.sendkeys "o"
wscript.sleep 200
wshshell.sendkeys "u"
wscript.sleep 200
wshshell.sendkeys " "
wscript.sleep 200
wshshell.sendkeys "s"
wscript.sleep 200
wshshell.sendkeys "c"
wscript.sleep 200
```

Step 3:

Proceed to save the Notepad file again. You can save Notepad to any name you want, but the extension must be **".vbs"**. For example, you can save Notepad to fakevirus.vbs.

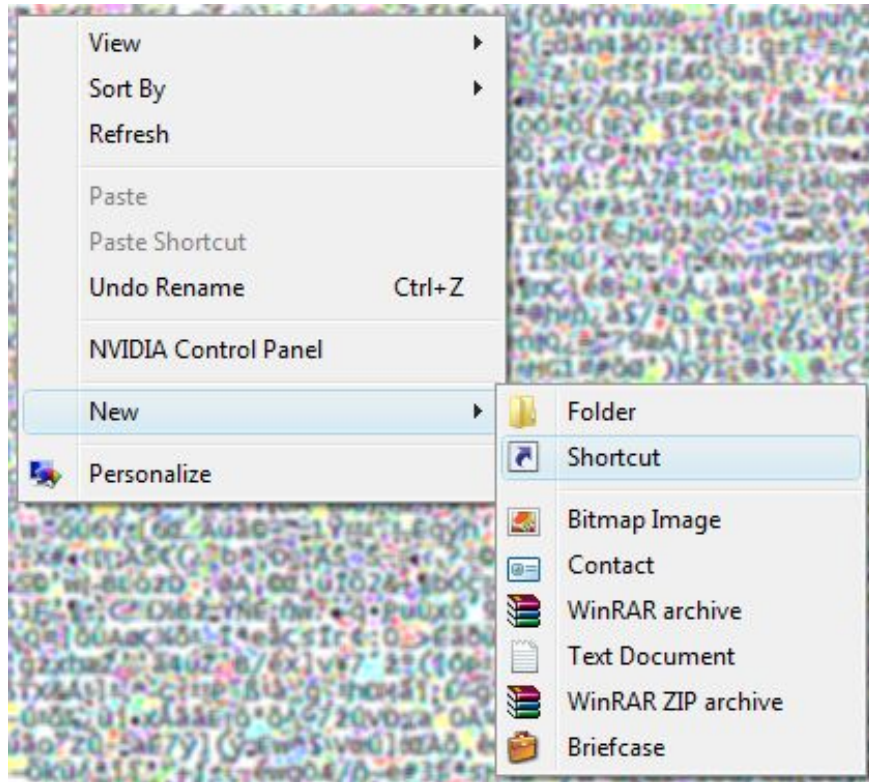
In the **Save as type** item you select is **All files**.



Step 4: Create a Shortcut

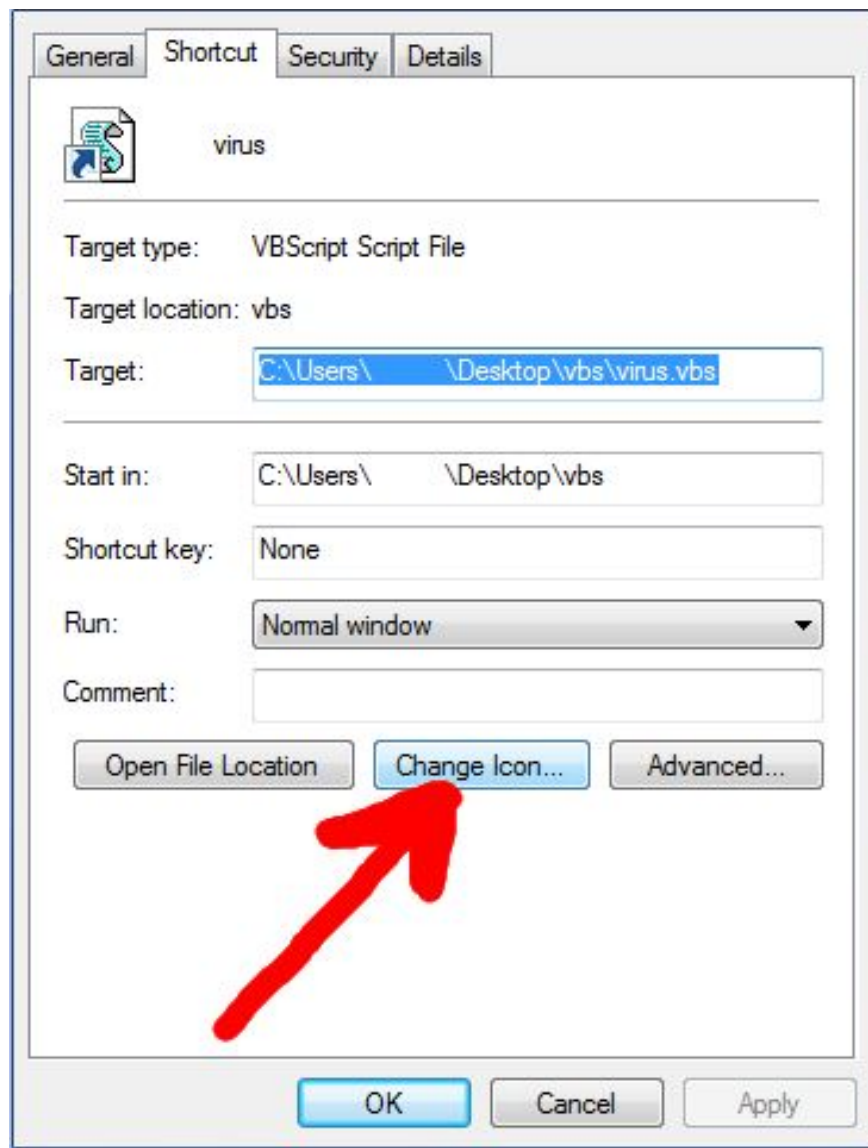
Right-click any space on the Desktop, select **New => Shortcut**, then click **Browse** and find the Notepad file location that you saved.

Name the shortcut with something you can easily remember, such as Magic Box Game.



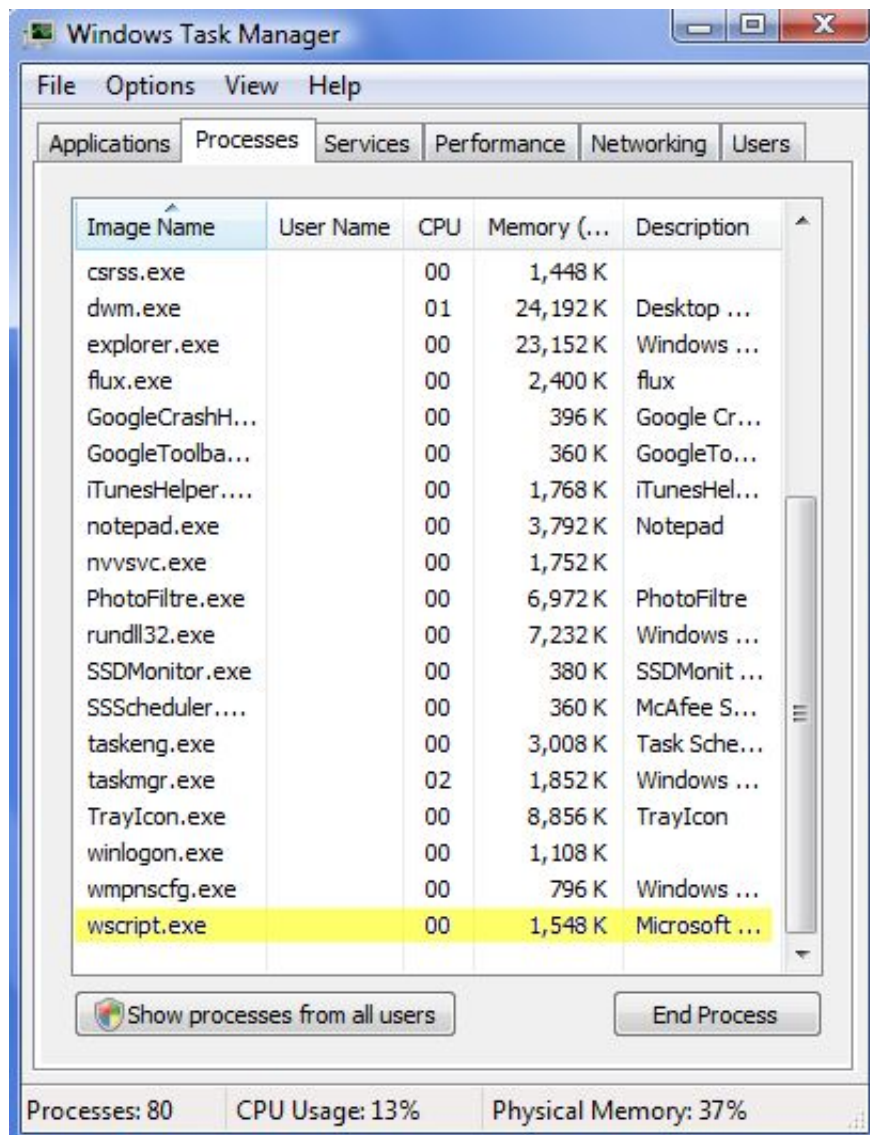
Step 5: Edit Shortcut

Right-click the shortcut you just created, then click **Properties** . On the Properties window select **Change icon ..**, change the Shortcut icon with an icon that you think will catch the eye "victim" trolled by you.



Step 6: Some tips and warnings

- You can turn off the program any time you want by opening Task Manager (press Ctrl + Alt + Delete), then select the **Process** tab and finish "**wscript.exe**".
- Click on any window or exit the Command Prompt window while the program is running that may cause an error to randomly open any file on the Desktop.



Refer to some of the following articles:

1. Your Windows 10-based computer has a virus, this is a fix
1. Windows Defender is disabled or inactive, this is a fix
1. 9 tips to protect your computer safely from virus attacks

Good luck!

You finished reading the article "**Troll friends by creating a 'fake' virus on Notepad**" edited by the [TipsMake](#) team. We hope this article has provided you with many useful tech tips and tricks. You can search for similar articles on tips and guides. Thank you for reading and for following us regularly.