

Top professional design software for decorating homes and offices.

The home and room design and decoration software in the following article provides you with the necessary interior design tools to generate ideas and design high-quality furniture for your dream home and your clients' homes.

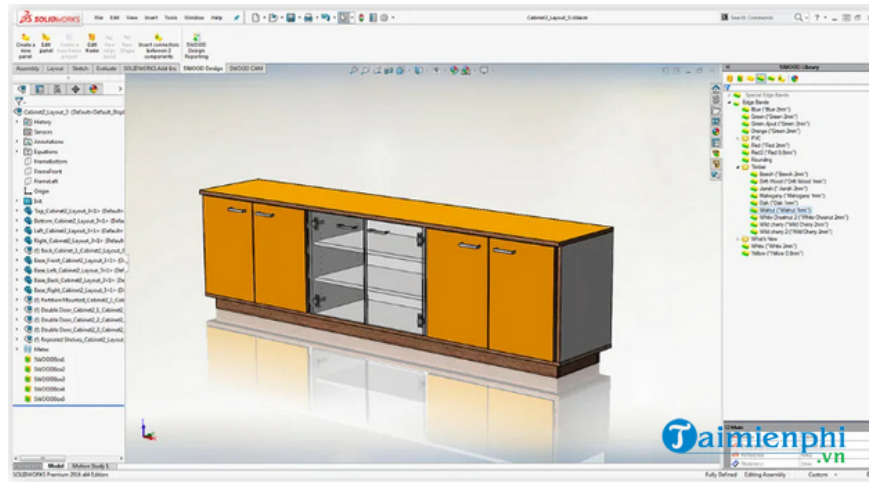
Furniture is a crucial component of interior design. It not only enhances the aesthetics of a space but also improves its functionality. Like other styles, furniture design is constantly evolving. While some designs remain highly sought after, others become outdated as new designs emerge.



A compilation of the best interior design software for homes and offices.

Interior design software allows furniture designers to create furniture for any room and space on their computers. Below is a list of some of the best interior design software available today.

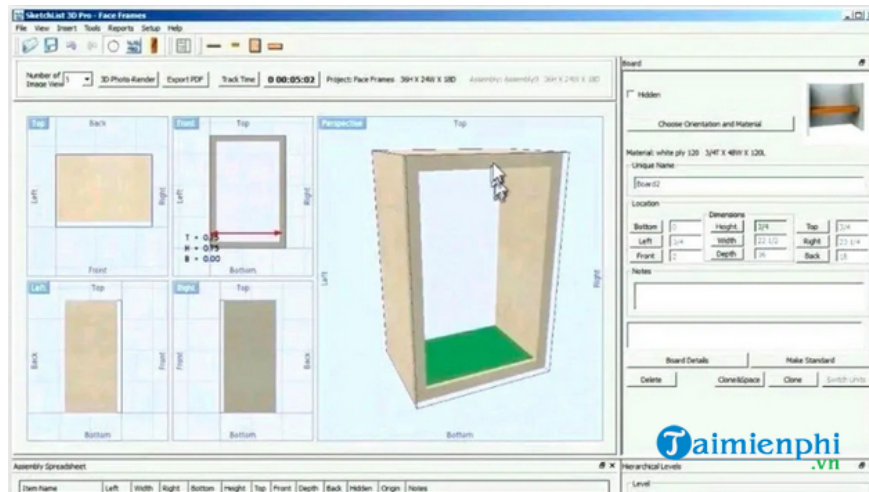
1. SolidWorks



When it comes to 3D design and modeling, SolidWorks consistently ranks at the top. SolidWorks is a versatile furniture design software that allows designers the freedom to create a wide variety of furniture. It comes with a rich set of features and tools. Furthermore, because it utilizes CAD-Aided Design (CAD) technology, users can create designs without any design limitations.

- Use CAD models to create furniture with various materials such as wood, stainless steel, etc.
- SolidWorks allows you to customize furniture to each customer's requirements.
- It is suitable for designing home and office furniture with countless suitable furniture options.
- You can also add doors, windows, and shutters to get a detailed idea of the final look of the room after adding other details.
- The software supports 3D modeling and simulation to design tabletops, cabinets, stairs and rails, knobs, hinges, etc.

2. CAD Pro

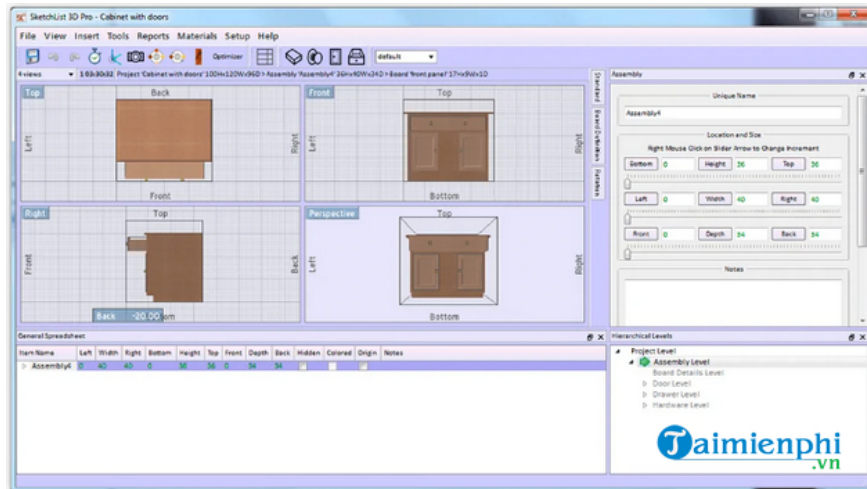


CAD Pro is a professional interior design application. The tool allows you to design, edit, and share projects with colleagues and clients. The software can be used to design furniture projects ranging from the simplest to the most luxurious.

- Using this professional interior design software, you can create innovative and experimental furniture designs with a variety of materials.

- CAD Pro offers a Send as Mail option, allowing you to share designs via email.
- You can also scan hand-drawn designs and use them as templates to take your designs further.
- CAD Pro provides many additional features that make the workflow and collaboration easier. A unique feature of this software is that you can record voice messages and add them to your design, or add text messages to your design to provide additional information when needed.

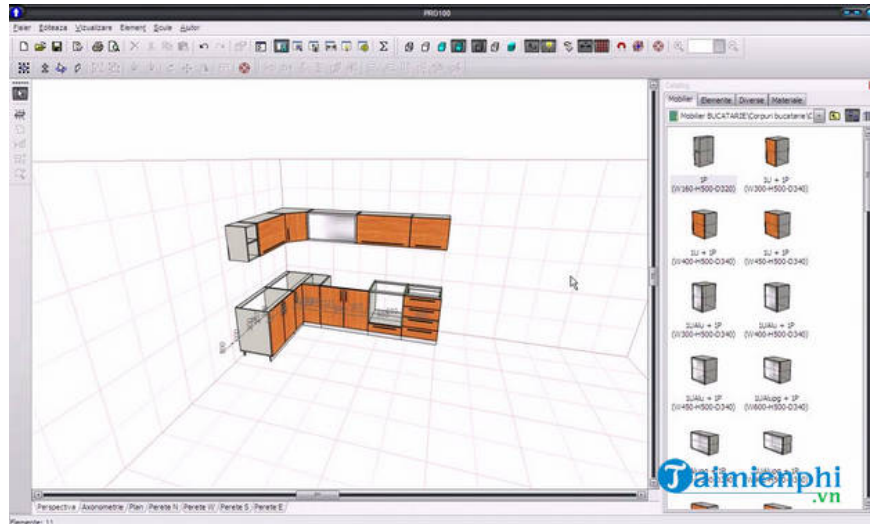
3. SketchList 3D



SketchList 3D is designed for experienced designers working with woodworking. It simplifies time-consuming and repetitive tasks in designing furniture for spaces. All you need to do is input dimensions and wood material options to receive automatically generated reports. SketchList 3D plays a vital role in planning, purchasing, and producing contemporary interior designs.

- You can mark even the smallest details on your furniture design using the 3D sketches available in the software.
- The software has virtual boards where you can arrange various design elements and see how they combine.
- SketchList 3D offers a rich selection of default colors and textures, and also provides the option for users to create custom colors using the SketchList feature.
- Once the design process is complete, you can share your project using Adobe 3D PDF.

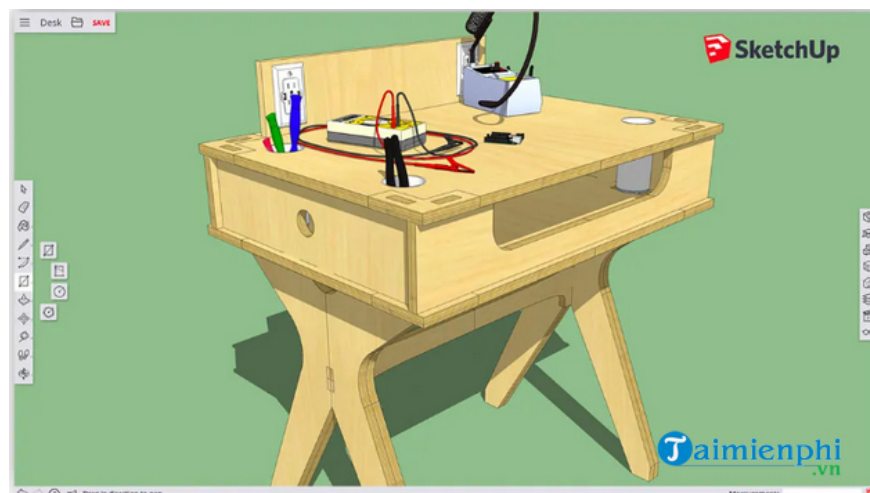
4. PRO 100



PRO 100 is quite similar to CAD Pro, but some designers consider it better. PRO 100 is professional furniture design software with many advanced features. One of the biggest advantages of PRO 100 furniture software is that its GUI produces high-quality images and renderings while preserving even the smallest details.

- PRO 100 provides clear visualization with crisp images.
- You can export furniture designs to several devices such as VR glasses, mobile devices, and websites.
- Creating new furniture designs is easy because the software allows you to swap the positions of small accessories like handles, drawers, etc.
- The Distribution tool allows you to place lights, shelves, etc. at equal distances.

5. Google SketchUp



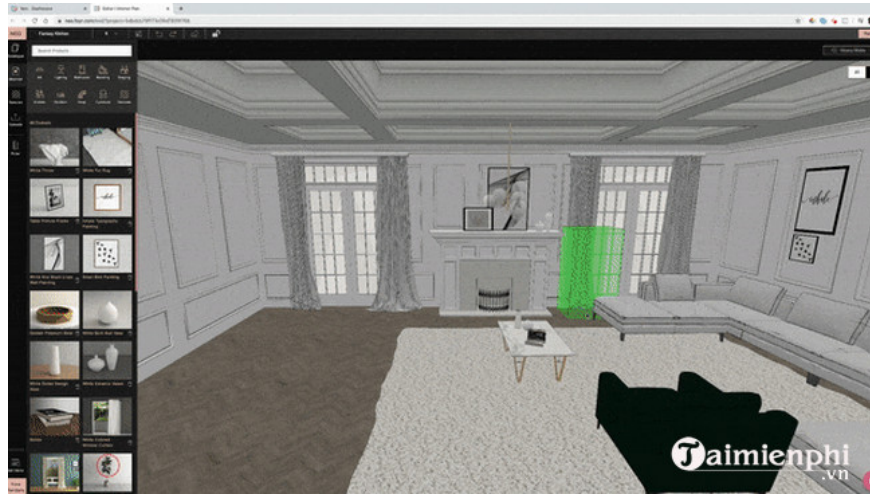
Google SketchUp is perhaps the most widely used free interior design software on the market. Like SolidWorks, Google SketchUp comes with a wealth of features that allow designers to create a wide variety of projects such as bookshelves, cabinets, coffee tables, and more. One of the most interesting features of Google SketchUp is the ability to share your designs online with other designers to receive feedback and suggestions.

- SketchUp is easy to use and a perfect choice for beginners.
- The software supports both 2D and 3D drawings.
- Examining any of the functions offered by the software allows designers to examine the details of the design

and also visualize how different elements will look together.

- SketchUp can also create presentation documents.

6. Foyr Neo



If you're looking for something more advanced and high-tech, Foyr Neo is the best choice. Foyr Neo is a modern interior and furniture design software that allows you to create unique furniture and interior designs for your home or office. With it, you can design, edit, and share your projects at lightning speed. Foyr Neo has thousands of ready-made designs and provides high-quality rendering.

Whether you're looking for ideas to decorate the interior of your home or you're a professional designer wanting to experiment with different interior design options for clients, you can choose one of the great software programs that TipsMake has just shared above. Additionally, you can find more professional interior design applications here.

You finished reading the article "**Top professional design software for decorating homes and offices.**" edited by the [TipsMake](#) team. We hope this article has provided you with many useful tech tips and tricks. You can search for similar articles on tips and guides. Thank you for reading and for following us regularly.