

Top best Tik Tok video editing applications for Android

One of the best ways to increase views is to use a professional TikTok recording app. Therefore, Taimienphi will share the Top best TikTok video editing applications for Android that you can use to create works of art, attracting more users.


Before sharing your videos on social networks like **TikTok**, Facebook, Instagram,. you should use editing applications as well as add effects to make the video more attractive and attract others. In TipsMake's article below are the top best TikTok video editing applications for Android that you should not miss

1. Top best Tik Tok video editing applications for Android

1. CapCut - TikTok video editing app

When it comes to the TikTok video editing app, CapCut is often one of the first names mentioned. It is always on the list of popular and most used video editing applications today. With CapCut, you can completely insert multiple text, photo, video and audio overlays, as well as divide, crop, rotate, adjust colors to make the product more attractive.

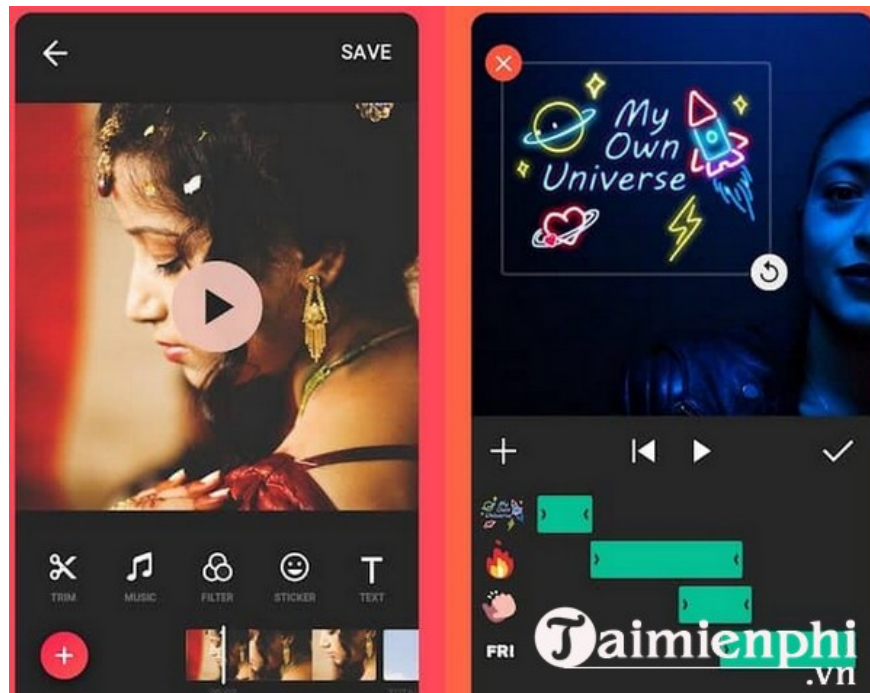




2. InShot - TikTok video editing app

InShot is a famous **Tik Tok video editing application** that is downloaded by a large number of users globally. The application is loved not only because of its user-friendly interface but also because of its TikTok video editing features, contributing to providing users with more attractive and eye-catching products.

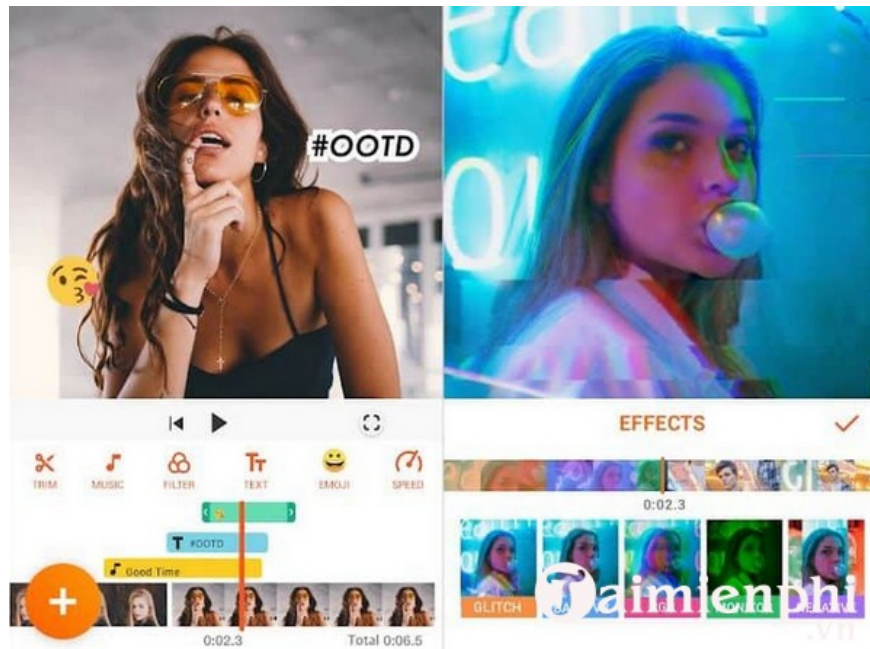




3. *YouCut - TikTok effects app*

YouCut is used by many people when they want **to edit TikTok videos** . In addition, Youcut also owns many filters, effects, music files, colors and themes for you to choose from to add to your video to make it most vivid and attractive. At the same time, the work after editing with YouCut will not be watermarked like many other free video editing apps.





4. Quik - TikTok video editing application

Quik is a **free TikTok video editing application** for Android, used by many users to upload videos to social media sites such as TikTok, YouTube, Instagram and Facebook, etc. The application is compatible with Android 4.0 and above and it allows you to choose 23 styles and edit videos by cropping, adding emojis, text and frames to make videos more interesting and engaging.





Currently, downloading TikTok videos has never been easier because not only does TikTok integrate video downloading features, but there are also many tools to support downloading TikTok without a logo online. Just take a few steps and you can easily have the video right on your phone or computer. See the following article to learn how to download:

5. Videoshop - TikTok video making app

This modern Tik Tok video editing application for Android allows users to edit videos according to their needs and preferences. You can use animations, titles, transitions, video movements, add sound effects, and many other cool features. Not only compatible with Android devices, Videoshop is available with all Apple products running iOS 11.0 or later. After downloading the application from Google Play Store or App Store, you can install and launch the app immediately, continue to click on the "Import clip" option to select the video to edit.

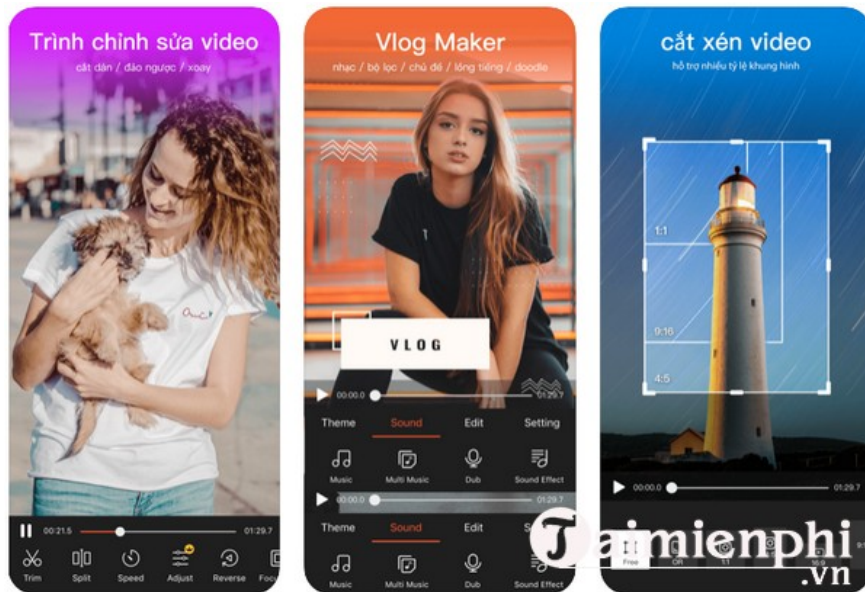




6. VideoShow Video Editor - TikTok video editing app on phones

VideoShow Video Editor is also a perfect choice when you need to find the best **TikTok video editing App** for Android. When using, you will be able to choose from more than 50 themes, filters, music, text, font styles,. to make the product more attractive. VideoShow Video Editor's ability to save and share to social networks is the same as the applications just listed above.

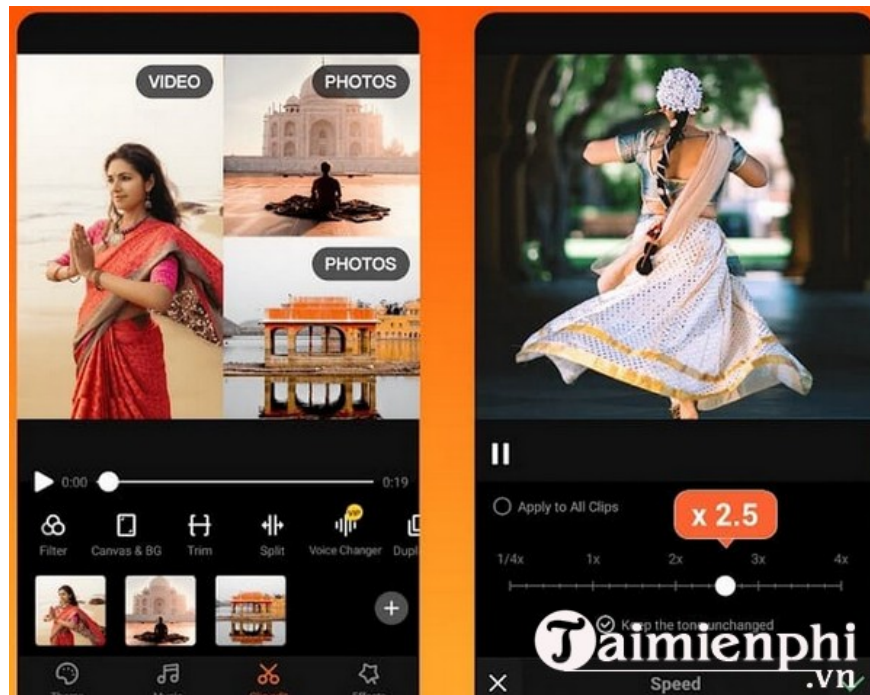




7. VivaVideo - TikTok video editing app on phones

When it comes to the best **TikTok video editing app** for Android, VivaVideo is definitely indispensable. With this app, you can easily edit and improve video quality before posting to Tik Tok or any other social network by cutting, merging, creating collages,.. unleash your creativity. in your own style.



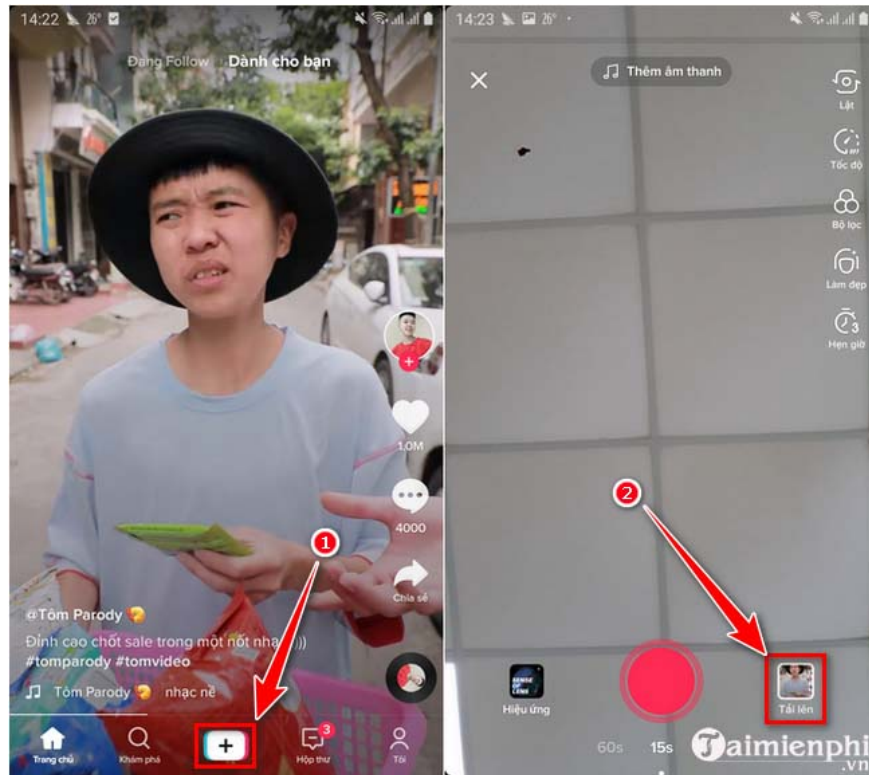


II. Tips for editing TikTok videos to make them more attractive

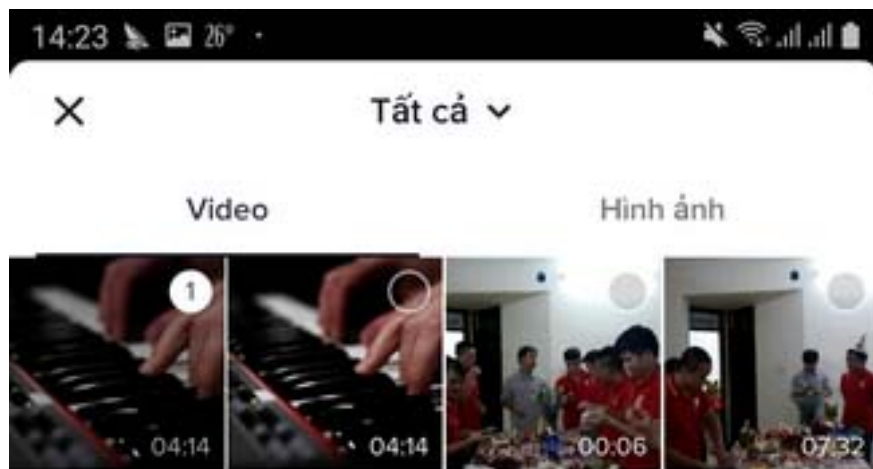
As you know, TikTok has a built-in set of video editing features and tools for you to use without downloading a 3rd party TikTok video editing app. TikTok video editing options are very rich and you can satisfy them. your creativity to create the most impressive works.

Step 1: To get started, open the TikTok app and log in to your account.

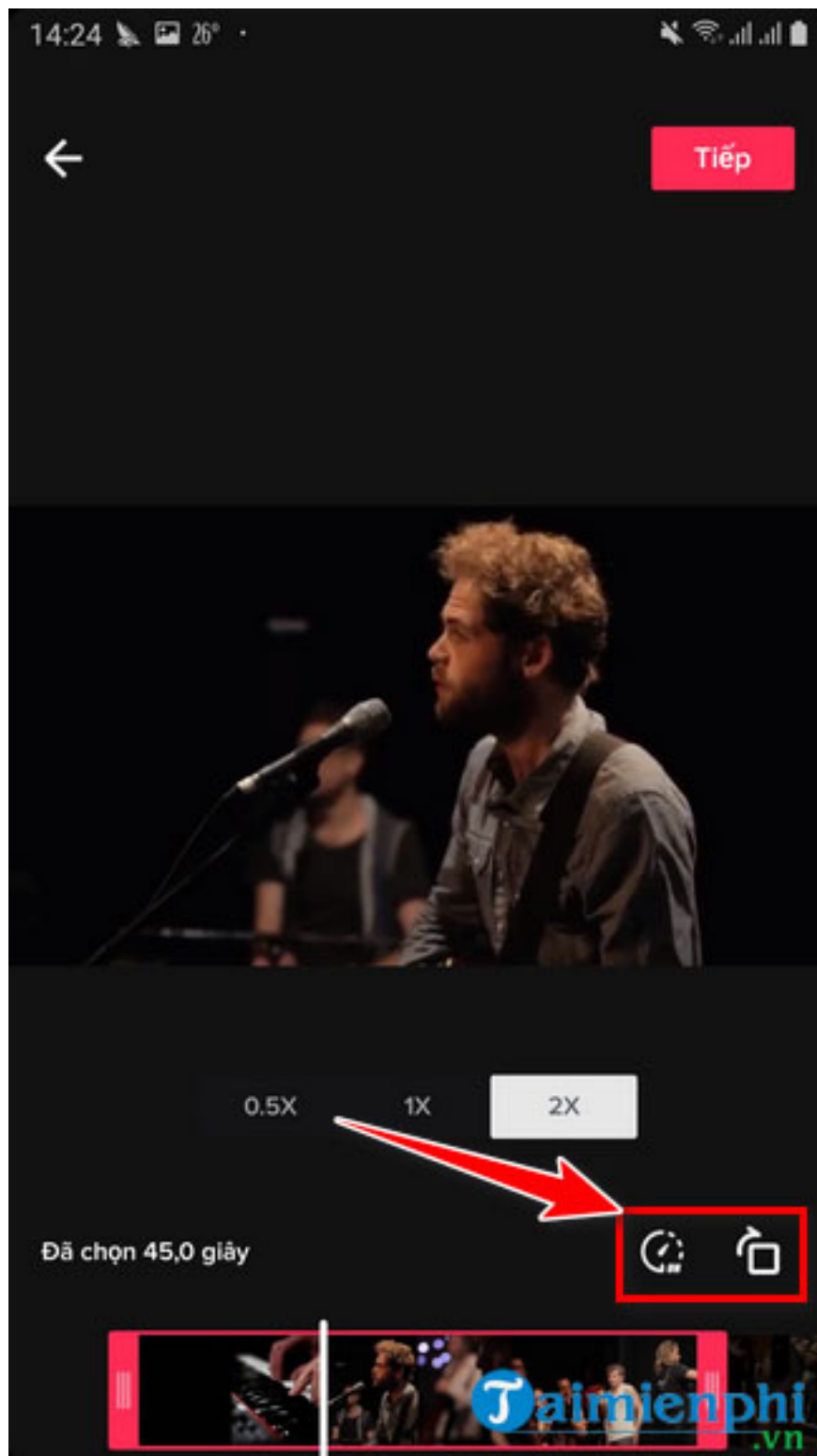
Step 2: At the main interface of the application, touch **the plus icon** at the bottom of the screen and select **Upload** in the lower right corner of the video editing and recording screen.



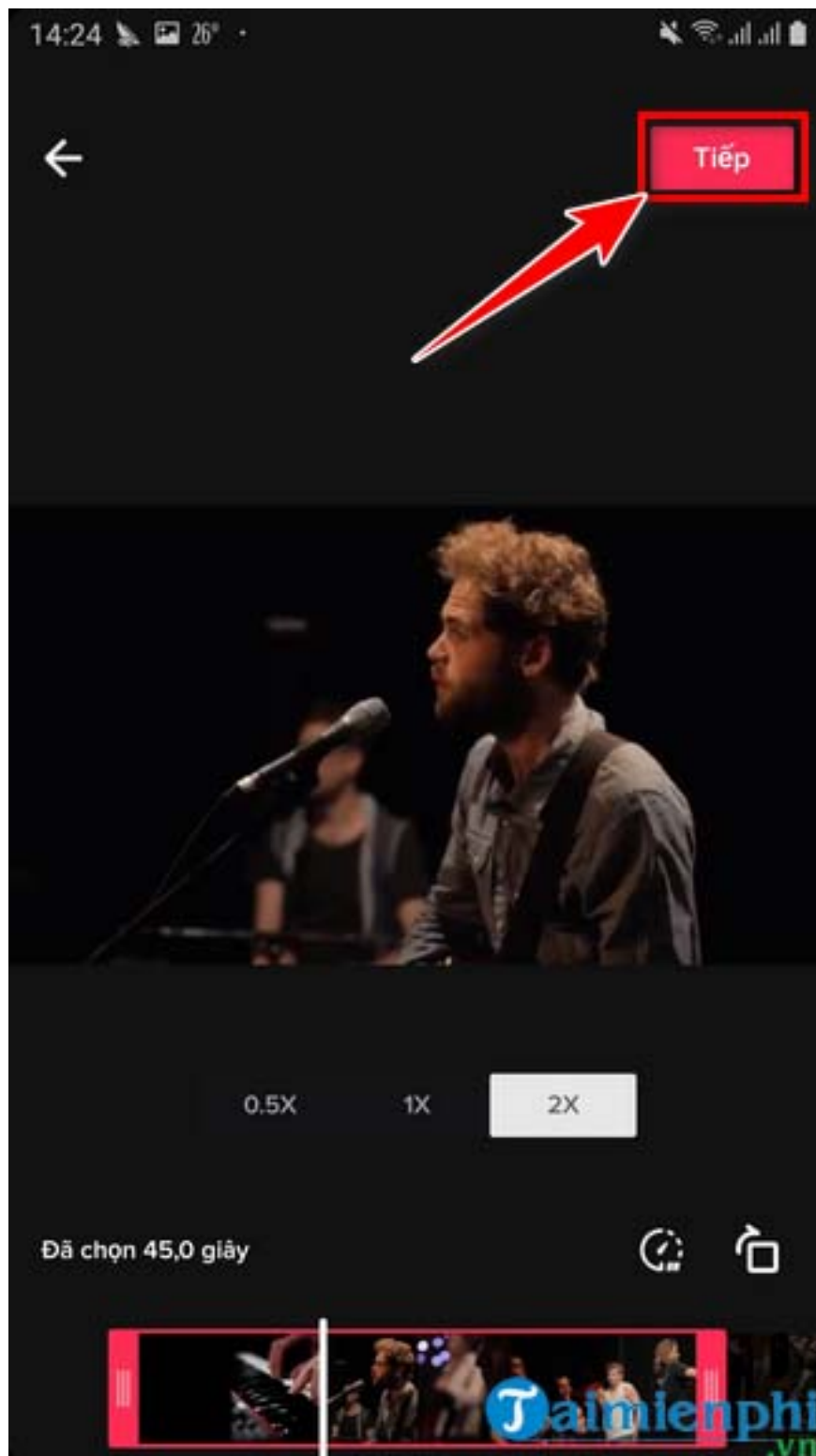
Step 3: Select the video you want to edit from the library. Then, click the **Next** button located in the lower right corner of the screen and you will be taken to the video preview screen.



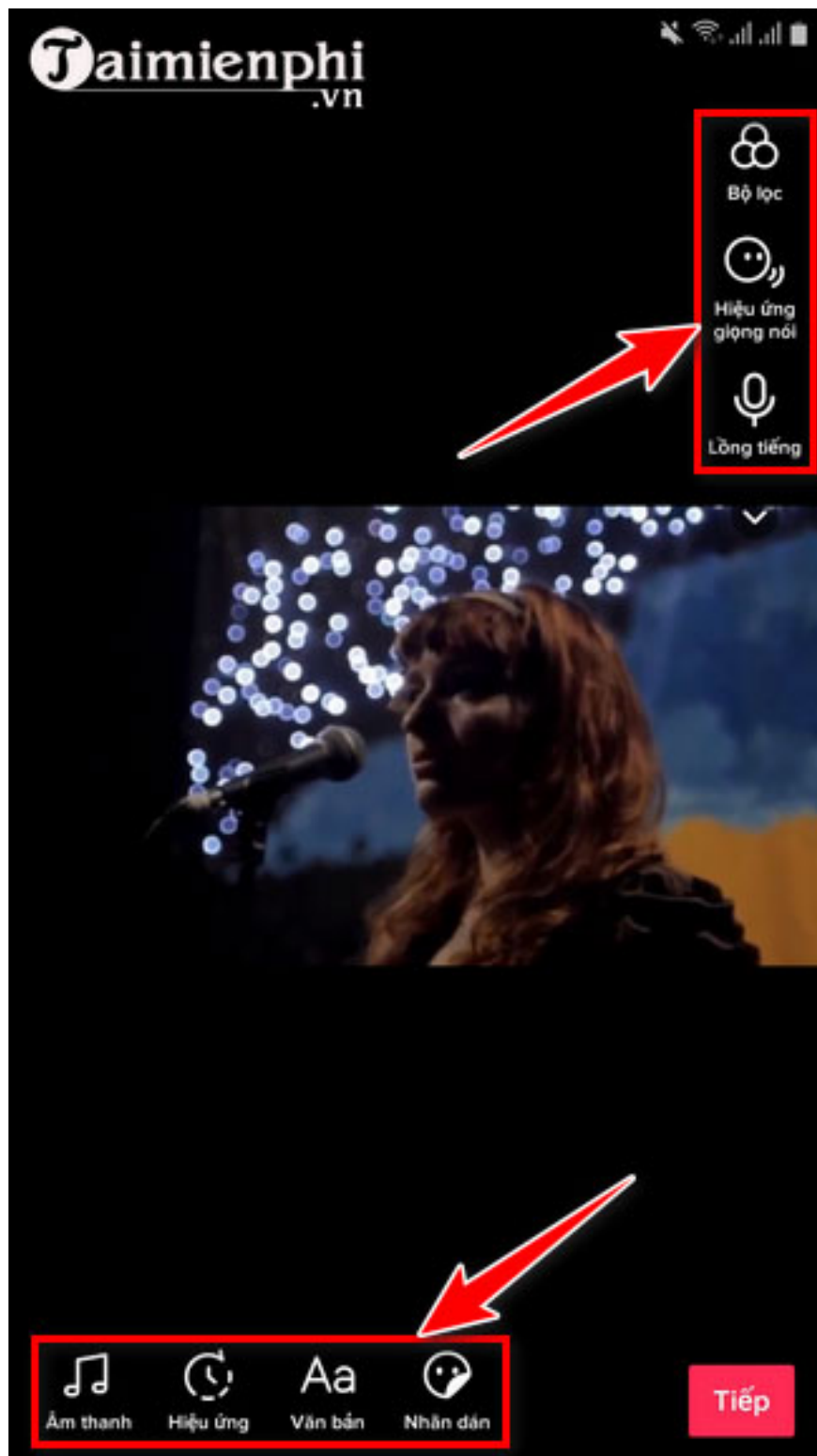
Here, you can touch **the clock icon** to change the video playback speed and touch **the video flip icon** next to it to rotate the video vertically or horizontally.



Step 4: Next, touch the **Next** button located in the upper right corner of the screen to upload the video and proceed with the detailed editing steps.



Step 5: On the next screen, you will see 3 editing options along the left side and 4 options at the bottom of the screen. They have the following functions:



- **The Filters** button opens a list of TikTok filters divided into 4 categories: Portrait, Landscape, Food and Vibe.
- The **Voice effects** button opens a collection of voice effects for you to apply to the original audio and recording.
- **Voice-over** button allows you to add additional audio clips with voice or music.
- The **Mixer button (volume)** allows you to adjust the volume of the original sound and the added sound.
- The **Sounds** button opens the audio interface and allows you to download music or sounds from the TikTok library.

- The **Effects** button opens a collection of effects for you to apply to your video. Here, you can apply effects to different video parts through the Timeline bar.
- The **Text** button allows you to insert text into the video with different font styles and colors.
- The **Stickers** button opens a series of stickers and emojis. You can change the size and position of the stickers easily.

Step 6: After completing the TikTok video editing operations, click the Post button to share the video on the TikTok social network.



#Hashtag

@Bạn bè



Chọn ảnh bìa

🔒 Ai có thể xem video này

Mọi người >

💬 Cho phép bình luận



⬇️ Lưu vào thiết bị



Tự động chia sẻ với



📄 Bản nháp

🌟 Đăng

Above are the Top best TikTok video editing applications for Android that you can use to turn ordinary videos into works of art before uploading them online. If you have any questions or need answers, you can leave a comment below. Good luck.

If you want to download TikTok videos to your device, you can use TikTok video download websites like Ytop1.com, X2convert.com. These **TikTok video download websites** allow you to download quickly without

having to use Use software or applications on your device.

You finished reading the article "**Top best Tik Tok video editing applications for Android**" edited by the [TipsMake](#) team. We hope this article has provided you with many useful tech tips and tricks. You can search for similar articles on tips and guides. Thank you for reading and for following us regularly.
