

Top best logo design software for PC and online.

With the top logo design software shared in this TipsMake article, you'll become a logo creation expert in no time. Let's explore each software to choose the one that best suits your needs!

If you're not skilled in graphic design and don't know how to use software like Photoshop, but still want to design a beautiful and unique logo yourself, don't worry! There are many professional and easy-to-use logo design software programs available today. After testing and evaluation, TipsMake has selected 5 of the best logo design software programs to share with readers in the article below.

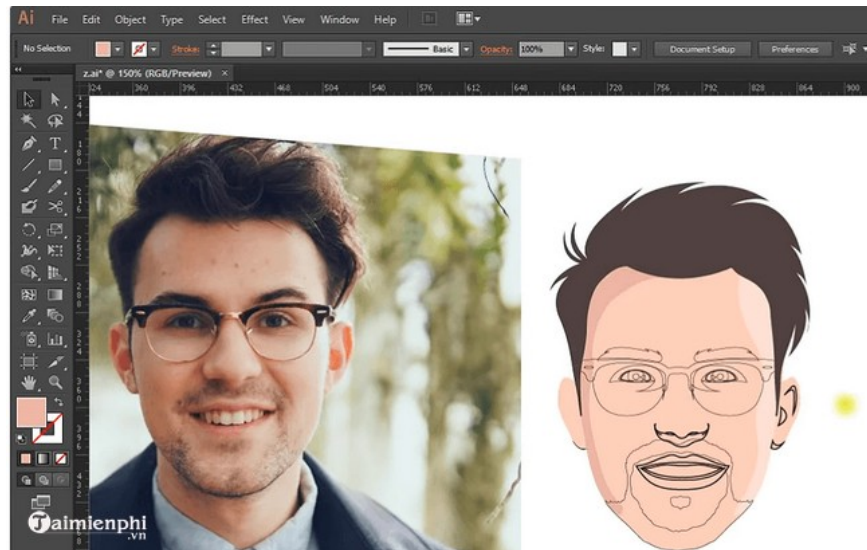


The best logo design software for PC and online.

1. Adobe Illustrator

- Download Adobe Illustrator
- Download Adobe Illustrator for Mac

If you're looking for the best logo design software, you definitely shouldn't overlook Adobe Illustrator – a renowned product from Adobe. With many advanced features, Adobe Illustrator allows you to create stunning logos and interesting icons, drawings, and more. Because it's a vector graphics editor, everything (and other artwork) you create in Illustrator will be perfectly rendered exactly as you want it. Tools for typing and inserting text into logos are also supported. You can add effects, adjust font styles, and even edit individual characters within the logo. Furthermore, with Adobe Illustrator, you can increase the size of anchor points and hold them for easier editing, and merge data using CSV files.



Adobe Illustrator also features Puppet Warp, allowing you to quickly create/modify graphics without having to adjust individual anchor points. Adobe Illustrator supports SVG OpenType fonts. You can create up to a thousand drawings and select multiple to edit.

2. CoreDRAW

- Download CoreDRAW
- Download CoreDRAW for Mac

Since its release, CoreDRAW has been considered one of the best logo design software. CoreDRAW's powerful vector editing tools allow you to design rich and detailed logos, but that's not all. The software also has many other useful features for graphic design, layout, illustration, tracing, and more. CoreDRAW's Symmetry drawing mode can help users create a range of symmetrical designs, from simple shapes to kaleidoscopic effects. Meanwhile, the Block Shadow tool allows you to add vector shadows to objects and text. You can align and distribute images using bounding boxes. Furthermore, using CoreDRAW's mouse cursor, you can easily blur images or create collages thanks to PhotoCocktail.

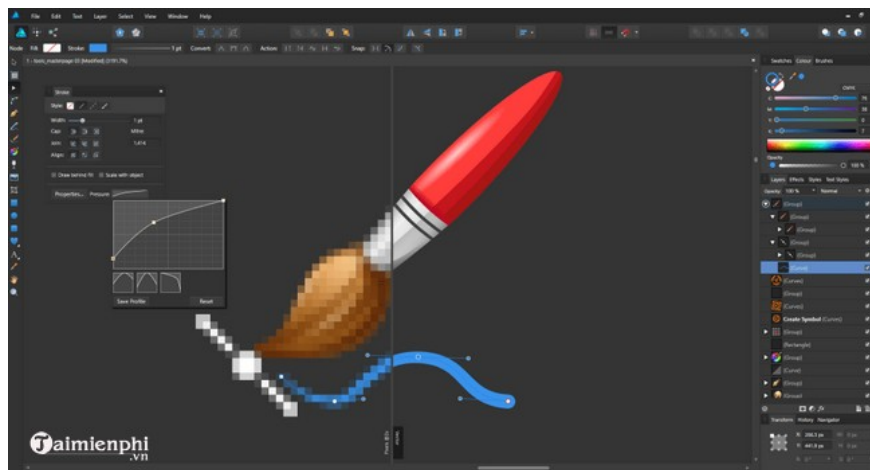


Other notable features of CorelDRAW include a rich color palette, enhanced OpenType support, a collection of free content, and a user-friendly touch interface.

3. *Affinity Designer*

- Download Affinity Designer for Mac
- Download Affinity Designer
- Download **Affinity Designer for iPhone**

Affinity Designer's standout feature is its ability to instantly switch between vector and raster editing environments. You can adjust layers and use different blending modes without exiting the software. From illustrations and icons to web graphics, Affinity Designer excels. It supports all major formats, ICC profiles, and wide color gamut display. With the software's brush tool, you can create professional-looking curves, draw, and customize shapes directly. The freehand drawing mode is also very helpful for users.




Affinity Designer supports all major image and vector file types, including PSD files. Other key features include customizable workspaces, a project management panel, live spell checking, an editor, and more.

4. *Wix*

- Register and use Wix here

Wix's logo design feature uses keywords, popular icons, and artificial intelligence (AI) to create a logo tailored to your needs. All you need to do is input information about what you want, such as colors, your brand name, your industry, and the message you want to convey, and Wix's algorithms will suggest options for you.

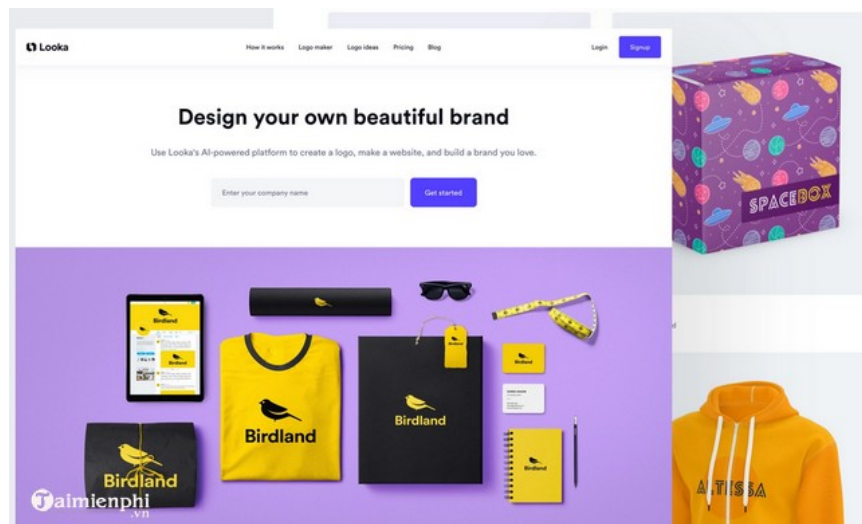


After selecting a logo you like from Wix's suggestions, you can adjust the details (font, colors, etc.) to your liking. Once you are satisfied with the designed logo, simply download it and you can use it for your own purposes.

5. Looka

- Register and use Looka here.

As an online logo design software (or more specifically, a web application), Looka uses AI to help you create stunning logos. All you have to do is enter some basic information (e.g., company name, industry), browse some logos already created by Looka, and Looka will handle the rest.



The app generates multiple logo designs based on the data you provide, and you can choose any of them. Once the logo is complete, you can edit parts of it such as font size and spacing between elements. Additionally, Looka allows you to preview how your logo will look when printed on a t-shirt or any other material.

If you're looking for a logo design app on your smartphone, you can't miss this article on the Top Logo Design Apps for Mobile Phones .

You finished reading the article "**Top best logo design software for PC and online.**" edited by the [TipsMake](#) team. We hope this article has provided you with many useful tech tips and tricks. You can search for similar articles on tips and guides. Thank you for reading and for following us regularly.
