

# Top Android apps for controlling Windows 10 computers.

Having an Android app that supports controlling a Windows 10 computer is very convenient in many different situations. For example, even when you're not directly sitting in front of the computer, you can still connect to it to perform tasks such as opening folders, watching movies, listening to music, and shutting down the computer remotely.

Cross-platform integration is one of the most important technologies in the world today. This technology allows us to connect any device to each other, maximizing work productivity and device mobility. Or simply, it lets you change YouTube songs without getting out of bed.



One of the most popular cross-platform integrations is between Windows computers and Android devices. There are many tools that allow you to control your Windows 10 computer from anywhere in your home, to the office, school, and even while traveling. The only thing you need is an Android phone.

## **There are two main control methods on Android.**

The first type will directly transmit images from a Windows 10 computer to an Android phone screen, and the user will control the computer by interacting with the touchscreen.

The second type will provide tools to emulate a mouse and keyboard on a computer.

Regardless of which one you prefer, this article will provide you with the best Android control apps for your Windows 10 computer.

## Top Android apps for controlling Windows 10 computers.

### 1. TeamViewer

Download **TeamViewer for Android**

Download TeamViewer for Windows: **Download TeamViewer**

There's no denying TeamViewer's popularity in the field of computer remote access. Almost every Windows user has used TeamViewer to connect between computers. If you didn't know, TeamViewer now has an Android version with comparable speed, stability, and security to the familiar PC application.



In addition to familiar control features, TeamViewer also supports file exchange between devices, a full virtual keyboard, and multi-monitor control.

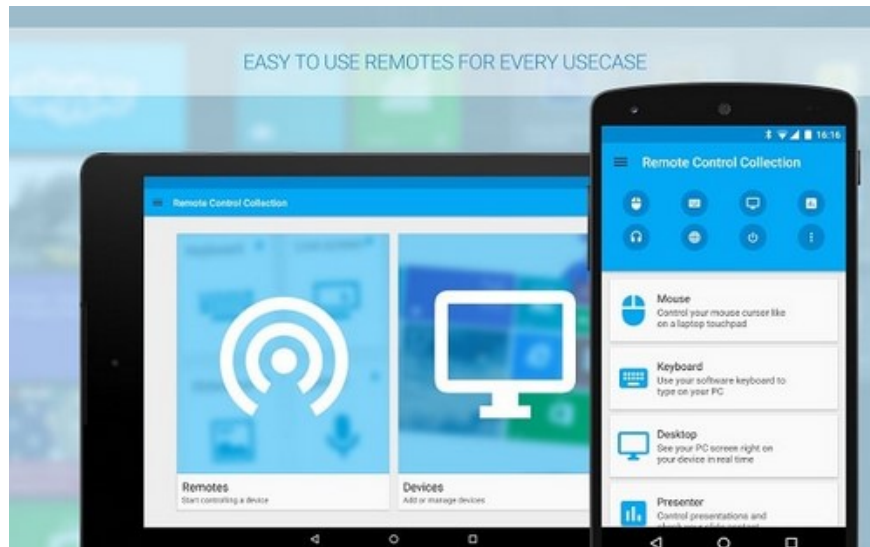
The process of connecting a computer and an Android device is quite similar to connecting two computers. You open the TeamViewer for Android app, then enter the TeamViewer ID and password for your computer in the Connect section.

### 2. Remote Control Collection

Download **Remote Control Collection for Android.**

Download for Windows: **Download Remote Control Collection.**

Remote Control Collection is one of the most versatile Android applications for controlling Windows computers. The application combines both control methods mentioned above. Remote Control Collection provides both a virtual mouse and keyboard, and allows you to control your computer screen via images streamed to your phone.



In addition to controlling your computer, you can also use Remote Control Collection to manage files, slides, and much more.

However, the free version of the application only provides mouse and keyboard input. To access other features such as Live Screen, Media Player, or Slideshows, you will need to upgrade to the Pro version.

To connect, download Remote Control Collection on your computer, confirm the IP address, and connect the two devices. The setup process is simple and quick.

When you open the app on your phone, there will be two sections: Remotes and Devices. The Remotes section is for controlling the computer, and the Devices section manages all connections to the computer using your Android phone.

### 3. Chrome Remote Desktop

#### Download **Chrome Remote Desktop for Android**

#### Download **Chrome Remote Desktop**

If you're using Google Chrome, Google already has an app for controlling your computer from your Android phone. Simply download Chrome Remote Desktop to your phone and install the Chrome Remote Desktop extension on your Chrome browser on your computer.



After installing the extension, you will be able to connect the two devices and control your Windows computer from your Android device.

Although Chrome Remote Desktop is just a Chrome extension, you don't necessarily need to keep your browser open to use it; you can simply log in to Google.

In terms of performance, the application's stability will satisfy you. However, it might take a little longer on the first connection, but you don't need to worry about that.

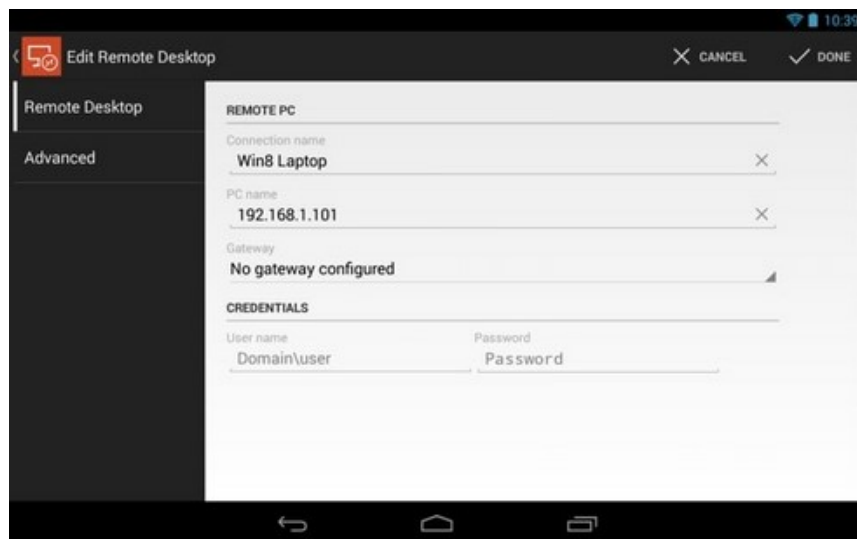
#### 4. Microsoft Remote Desktop

Download **Microsoft Remote Desktop for Android**

Download **Remote Desktop**

In response to Google, Microsoft also launched an application called Microsoft Remote Desktop. While it works best on Windows 10 Mobile devices, the application also has a version for Android.

To do this, you need to download and install the application on both your phone and computer. Then connect the two devices together.



With Microsoft Remote Desktop, you can control your computer from anywhere. The screen image is transmitted quite accurately, and the image and sound quality are very good. However, this feature is currently only available with Windows Pro and Enterprise versions. Therefore, Windows 10 Home users will need a different application.

#### 5. Remote Link

Download the Android version: Download **Remote Link for Android**

Download the Windows version: Download **Remote Link**

While both Google and Microsoft have launched PC control apps, ASUS is also joining the trend. ASUS's Remote Link app is quite stable and meets all your expectations for a Windows PC control app on Android. To use it, download the app to your Android device and your computer. Connect the two devices via Bluetooth or Wi-Fi.



In addition to similar control features as the aforementioned applications, Remote Link offers a fully functional virtual touchpad that supports multi-touch gestures.

Remote Link is compatible with Android Wear. Therefore, you can control your computer not only with your phone but also with your Android watch.

The app's interface is quite clean and polished; you won't encounter any errors while using it.

Although it's an ASUS application, you can use Remote Link on any Android device and PC.

## 6. *Unified Remote*

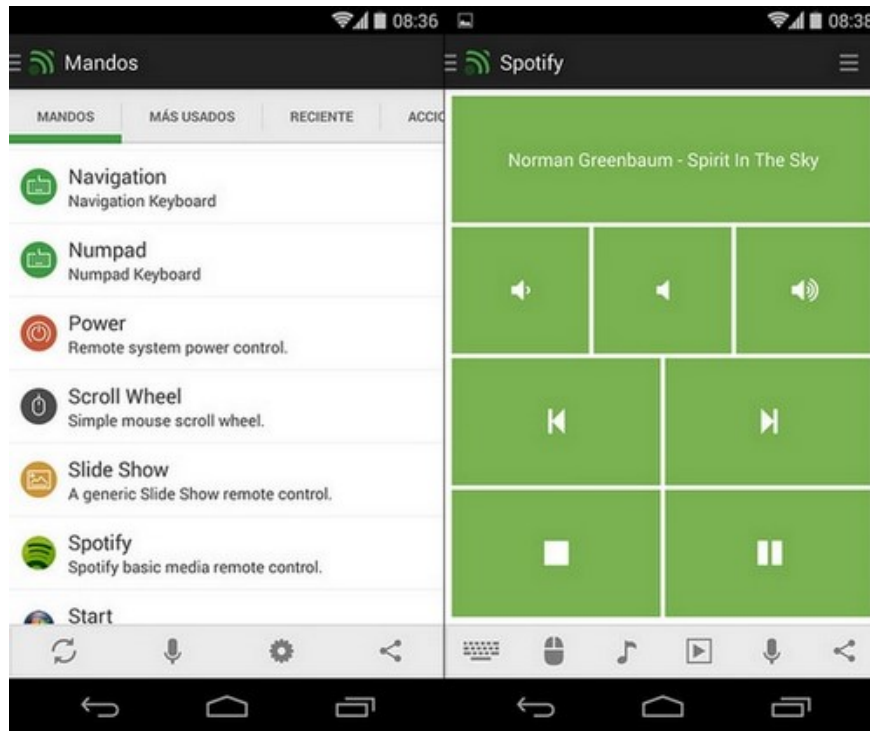
**Download Unified Remote for Android devices.**

**Download Unified Remote for PCs.**

Unified Remote for Android is currently the most feature-rich computer control application on the Android market. You can control a wide range of functions, including the mouse and keyboard, media player, and USB-connected devices.

This application works slightly differently from its competitors. Unified Remote supports managing over 90 Windows programs and applications on your computer.

The application can help you perform actions such as pausing songs on Spotify, skipping slides in PowerPoint, and much more. Unified Remote offers different management methods for each program on Windows.



In terms of design, Unified Remote has an intuitive interface and allows users to customize themes. The app is free, but you can upgrade to get more features such as voice commands, NFC short-range connectivity, Android Wear support, and more.

Above, TipsMake has introduced to you the best Android applications for controlling Windows 10 computers. Although there are many similar applications on the market, the ones in this list are the most stable and effective. With these applications, you can easily control your personal computer from anywhere, making your work more efficient and faster even without sitting in front of the computer screen.

You finished reading the article "**Top Android apps for controlling Windows 10 computers.**" edited by the [TipsMake](#) team. We hope this article has provided you with many useful tech tips and tricks. You can search for similar articles on tips and guides. Thank you for reading and for following us regularly.