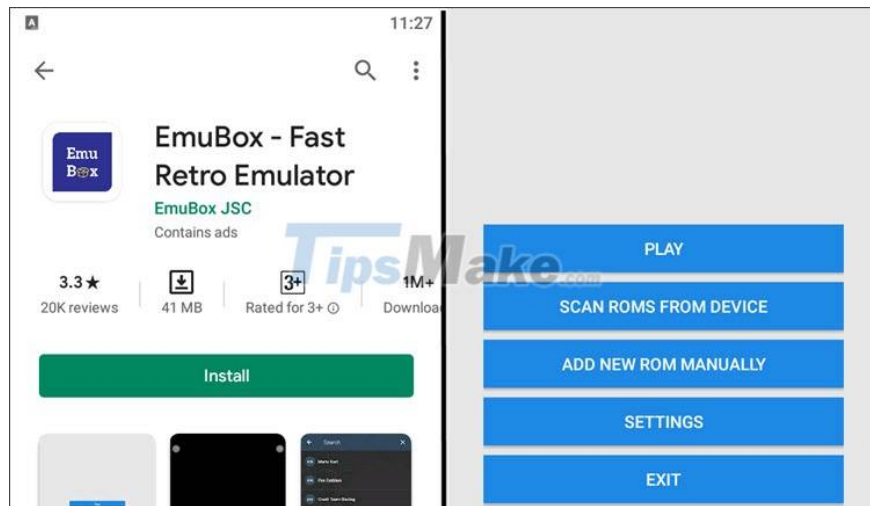


Top 5 Nintendo DS emulator apps on Android

In the article below, let's take a look at the 5 best Nintendo DS emulator applications on Android.

1. EmuBox



EmuBox is a versatile and powerful emulator with the ability to emulate playstation, snes and Nintendo DS. The interface on EmuBox is considered easy to see and easy to manipulate. The features and ability to handle games on EmuBox are smooth, but sometimes errors will occur when you use a lot of hack and cheat codes.

1. Link to download the app [here](#).

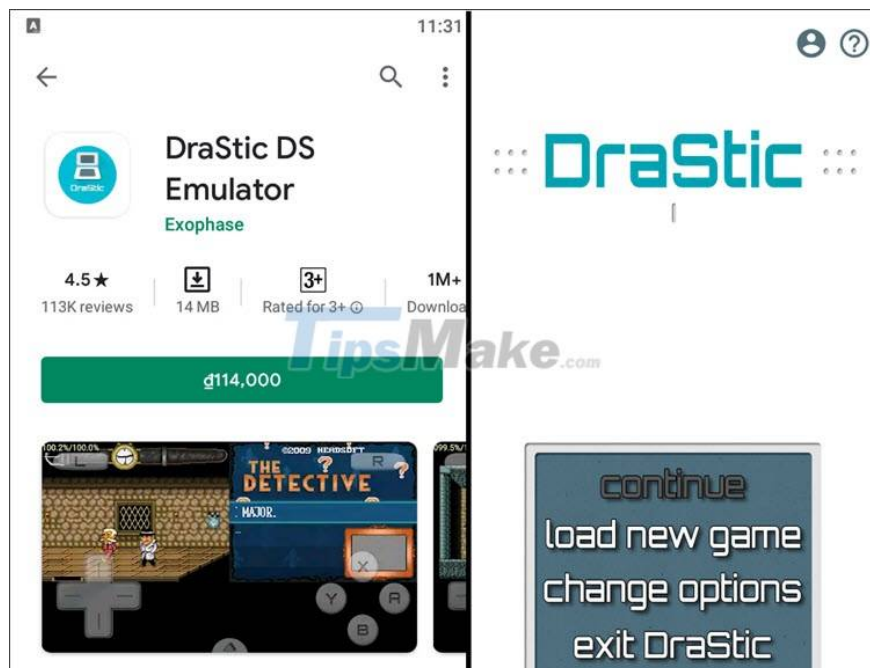
2. Free DS Emulator



The Free DS Emulator contains the basic features a Nintendo DS emulator should have such as the ability to support external joysticks and customize buttons, save and reload game data. As the free version, you will be bothered quite a lot by ads but simple, free and highly customizable, Free DS Emulator will be one of the attractive emulators that you should download and use.

1. Link to download the app [here](#).

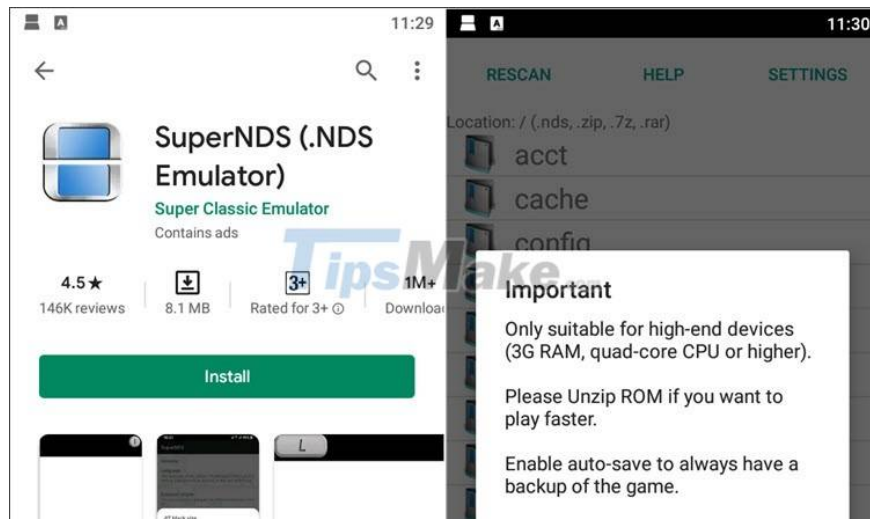
3. DraStic DS Emulator



DraStic DS Emulator ranks among the best emulators for Android. Although this application is quite expensive (\$ 4.99 ? 114,000 VND), what DraStic DS Emulator brings is really worth the money you spend. With many useful features such as customizing keys, aligning the screen, fast forwarding and especially the ability to support loading games via Google Drive, you do not need to store rom on your device.

1. Link to download the app [here](#).

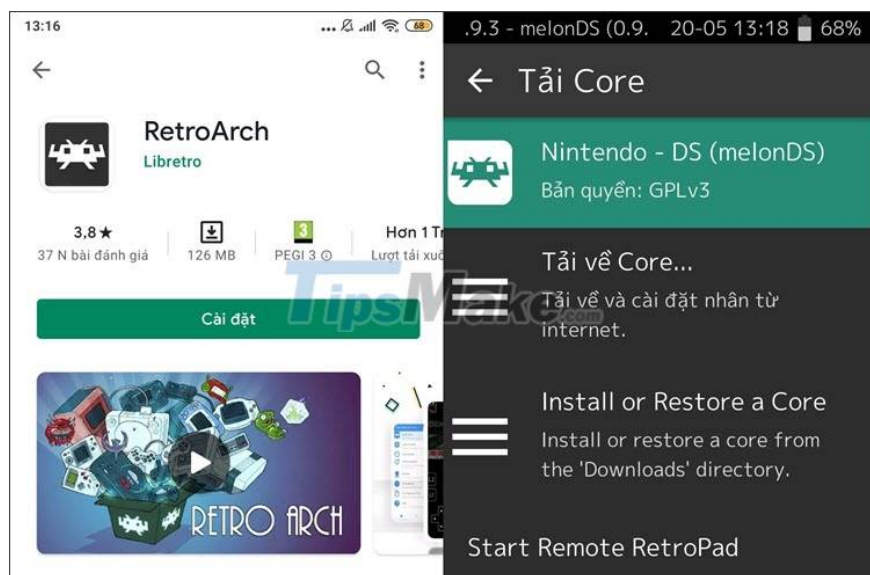
4. SuperNDS



SuperNDS lets you experience Nintendo DS games right on your Android phone. To use this emulator well and smoothly, your device needs to have 3GB of RAM or more and a 4-core CPU or more. In addition, this application also supports auto-save feature to help you replay difficult levels to complete the game with the best results.

1. Link to download the app [here](#).

5. RetroArch



RetroArch is a convenient, all-in-one emulator with OS-like functionality for emulators. It includes and supports emulators such as Nintendo DS, Game Boy, SNES, etc. To download and use the Nintendo DS emulator, you need to download the Nintendo DS Core and set up advanced features for this emulator. . As an all-in-one

emulator, you can't expect features specific to the Nintendo DS emulator.

1. Link to download the app [here](#).

With the Nintendo DS emulator applications suggested in the article, you can play your favorite Nintendo DS games on your Android phone. Good luck!

You finished reading the article "**Top 5 Nintendo DS emulator apps on Android**" edited by the [TipsMake](#) team. We hope this article has provided you with many useful tech tips and tricks. You can search for similar articles on tips and guides. Thank you for reading and for following us regularly.