

# Top 5 most professional Live Stream software today 2020

Top 5 most professional Live Stream software today 2020. Currently Live Stream is the fastest and most modern way of sharing information. Live Stream, also known as live stream, allows users to directly share images, audio and video

Currently Live Stream is the fastest and most modern way of sharing information. Live Stream, also known as live streaming, allows users to directly share photos, audio, video, everything in life through the Internet. Or for gamers, the LiveStream will help them become famous and can save memorable moments. Today, the Software Tips will introduce to you the Top 5 most professional Live Stream software today.



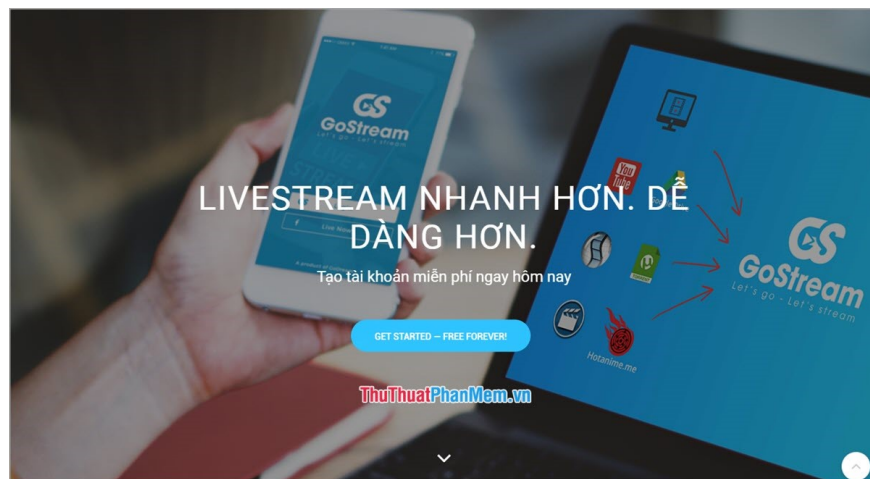
## 1. OBS Studio



OBS Studio is one of the LiveStream software on computers that appeared in the early days. When LiveStream first appeared, OBS Studio was born and so far the software has gone through many different versions, large and small. Because of the launch from the early days, OBS Studio has a large number of users, moreover, the programming team has more time to perfect their software compared to other competitors. OBS Studio works stably on many Windows versions and the software's LiveStream quality is highly appreciated with sharp and beautiful images.

Link: <https://obsproject.com/>


## 2. GoStream



GoStream was launched in the time when Live Stream was the most popular, but GoStream was stronger than previous competitors thanks to stable operation as well as synthesizing many different features in the software. GoStream mainly supports LiveStream users on the two largest social networking platforms currently, Facebook and Youtube. GoStream owns a good LiveStream tool and saves a lot of time for the user when the operation is optimized automatically, remember the old settings of the user. In particular, this is free software LiveStream completely.

Link: <https://www.gostream.co/>

## 3. xSplit Broadcaster



XSplit Broadcaster is highly appreciated for supporting a lot of customization in the LiveStream process such as: Text, image effects, webcams, etc. XSplit Broadcaster is mainly used by users to LiveStream on Facebook, Youtube and Twitch. With each of the different LiveStream platforms, XSplit Broadcaster has different image settings and settings that help to produce the highest quality and most beautiful. Currently XSplit Broadcaster works stably on many different versions of Windows and supports users to be able to save videos when LiveStream on the software.

Link: <https://www.xsplit.com/broadcaster>

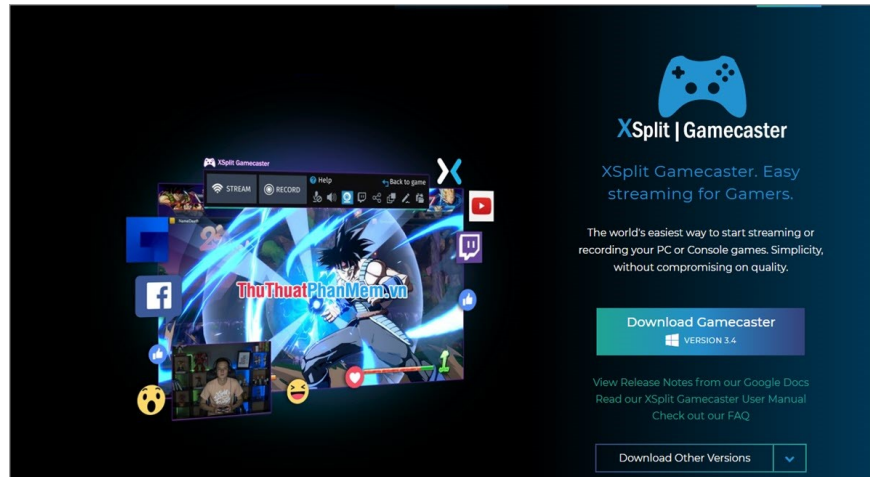
## 4. Vmix



Vmix is ??known as the most customizable LiveStream software, users can adjust the streams on Vmix through its bundled software so that users can simultaneously play many other data streams. together. Vmix supports LiveStream multichannel users, you can both LiveStream on Facebook and YouTube if you need to. In addition, Vmix supports users to be able to LiveStream quality up to 4K, this is the biggest bright spot of the software when other software is only in HD, Full HD only.

Link: <https://www.vmix.com>

## 5. xSplit GameCaster



It's another software from xSplit manufacturer, but xSplit GameCaster is mainly for Caster because there are many support features related to adjusting voice and adjusting the camera of the video stream to suit the context. xSplit GameCaster is currently used to LiveStream the first professional game in the world. The xSplit GameCaster software has a stable operating speed and maintains a very good connection so the signal is high stable. In addition, xSplit GameCaster supports users to rewind, stream, change speed quickly.

Link: <https://www.xsplit.com/gamecaster>

In this article, Software Tips introduced you to the Top 5 most professional Live Stream software today. With these software, you can freely Live Stream on many different social networking platforms. Good luck!

You finished reading the article "**Top 5 most professional Live Stream software today 2020**" edited by the [TipsMake](#) team. We hope this article has provided you with many useful tech tips and tricks. You can search for similar articles on tips and guides. Thank you for reading and for following us regularly.