

Top 5 image removal software on the best computer

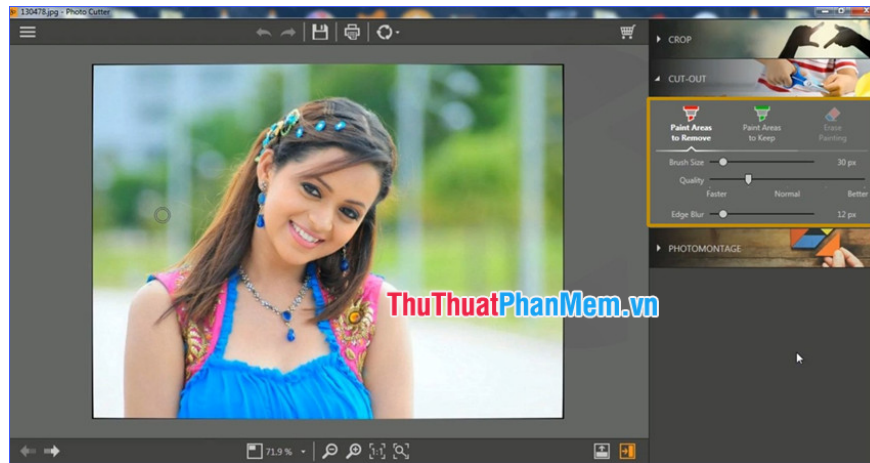
No matter whether you are a professional or an amateur, using a suitable photo removal tool can make your photos a masterpiece. If you are confused in choosing the best and user-friendly software to remove image fonts on your computer

No matter whether you are a professional or an amateur, using a suitable photo removal tool can make your photos a masterpiece. If you are confused in choosing the best and friendly computer-based image removal software, refer to the top 5 software presented by **TipsMake.com** .



1. Wondershare Fotophire Editing Toolkit

Whether it's in low light or cloudy environments, with *Wondershare Fotophire* , there's nothing to worry about. This great tool not only balances the saturation on your images, adds frames, filters or vignetting effects, but is also a perfect backdrop removal tool. With a specialized feature called *Fotophire - Photo Cutter* , it can reverse your world creatively, helping you do the seemingly impossible tasks.

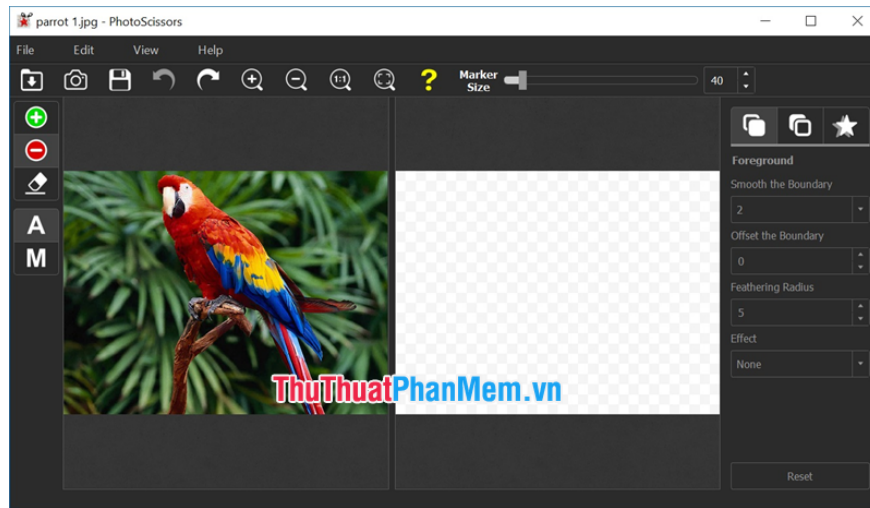


The salient features of Wondershare Fotophire :

- Using *Fotophire* 's *Photo Cutter* feature , you can replace the background of the image with another image or an existing template, can automatically detect the edges of the object and make it transparent or remove the background to match with the new image.
- With over 20 blend modes, you can have more control over the intensity of the overlay effect.
- Batch image processing feature to help you process multiple images at once.
- *Fotophire* includes an extensive library of overlays, filters and 200 photo effects and 100 frames, more than enough for you to transform your images.
- Intuitive drag and drop interface for easy manipulation even when not an editing expert. You can save output images in TIFF, PNG, JPEG, JXR, BMP and JIFF formats.

2. Teorex PhotoScissors

This photo background eraser allows you to easily erase the background of any image via foreground. You can remove unwanted backgrounds and extract objects from the image, then use them to create the desired image. There is no file size limit for image editing with *PhotoScissors* . It allows you to highlight the part of the image to be kept and the part to be deleted, with the help of two brushes.

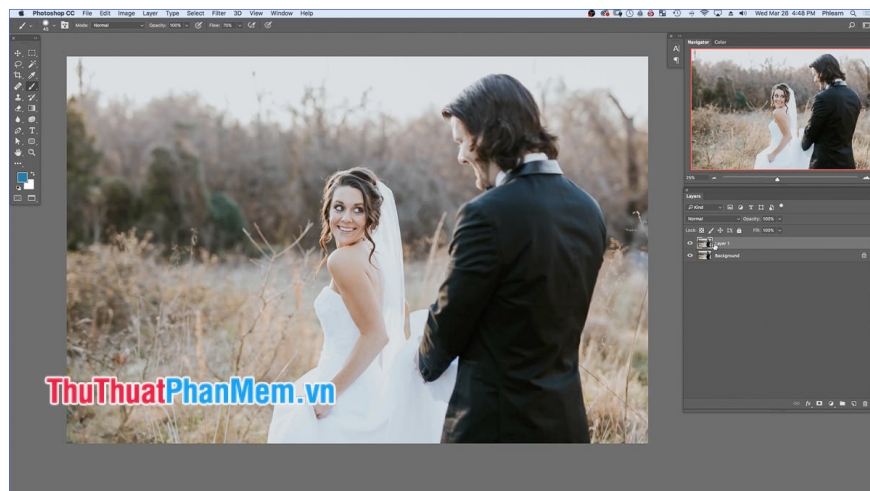


Key features of *Teorex PhotoScissors* :

- Easily remove complicated backgrounds from photos.
- Interactive interface to change the background image.
- Friendly and intuitive.
- No limit to the size of the image to be edited.
- Can change the background to a different color or swap with another image.

3. Adobe Photoshop

For professional photo editors and designers, *Photoshop* is their first love. With tons of features, it has become widely available to professionals, and of course can act as a font removal tool. However, you need to persevere in practice to control this tool perfectly. Once you've mastered it, you absolutely can create artwork or compelling designs.

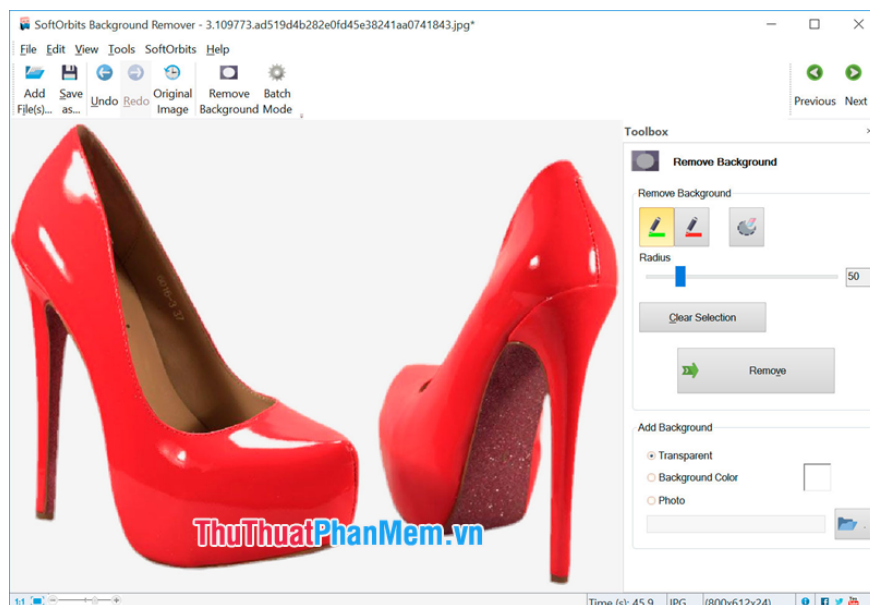


Key features of *Adobe Photoshop* :

- Create prints and animations from 3D artwork made with *Photoshop* .
- Choose objects easily.
- Comes with intuitive tools and simple templates.
- Change the background of a photo with the Pen or Quick Selection tool.
- Advanced brush for smooth curves and lines.

4. Photo Background Remover

Photo Background Remover makes it easy to cut any object from a picture and paste it elsewhere without any jagged edges. It is mainly preferred in editing product images for posting online on e-commerce websites. This font removal program also features a watermark feature to brand your images. With two modes of detecting the background area to be deleted, the program allows you to easily select the desired area.

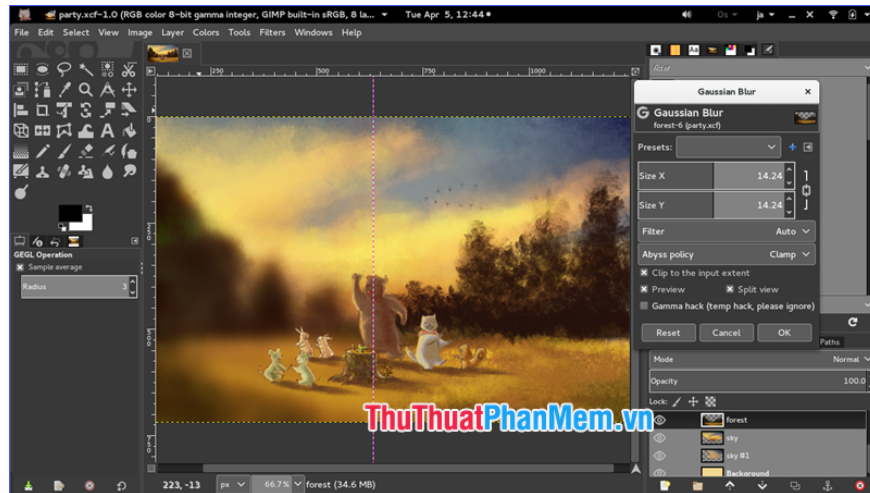


Key features of *Photo Background Remover* :

- Ability to batch process to process multiple images at once.
- You can flexibly move objects in the image.
- You can choose between brushes marked in red or green to indicate whether you want to erase or keep an object / area of ??the image.
- Automatic background detection makes removing background easy.
- Edit images with a simple cut and paste process.

5. GIMP

GIMP is a tool that can erase the background of any image. It comes with a customizable interface to suit each person's working requirements. In addition its other features can also support improved images to meet your needs.



Key features of *GIMP* :

- Updated frequently.
- Comes with scripts and plugins.
- Digital editing feature deletes unwanted details.
- Remove barrel distortion from images.

Through the above article, I have introduced you to the top 5 best software to remove image fonts on the computer today. Wish you choose a good software and make lots of beautiful photos!

You finished reading the article "**Top 5 image removal software on the best computer**" edited by the [TipsMake](#) team. We hope this article has provided you with many useful tech tips and tricks. You can search for similar articles on tips and guides. Thank you for reading and for following us regularly.