

Top 5 easiest ways to reset Windows 10 computer password

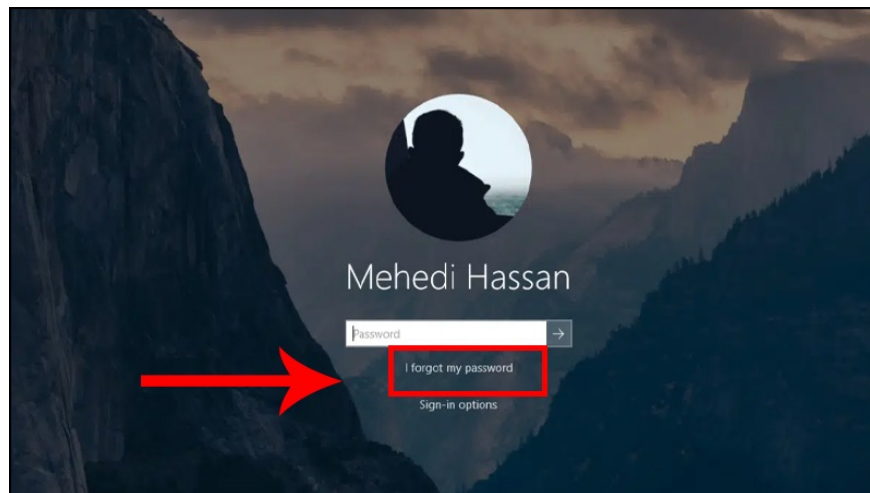
Knowing simple and effective ways to reset your computer password will help you easily escape the nightmare of resetting your laptop when you forget your password.

You accidentally forgot your computer password after a long time of not using it, but do not know **how to reset your computer or** laptop password? Don't worry, **TipsMake** in the article below will show you the simplest ways *to reset your laptop when you forget your password*.

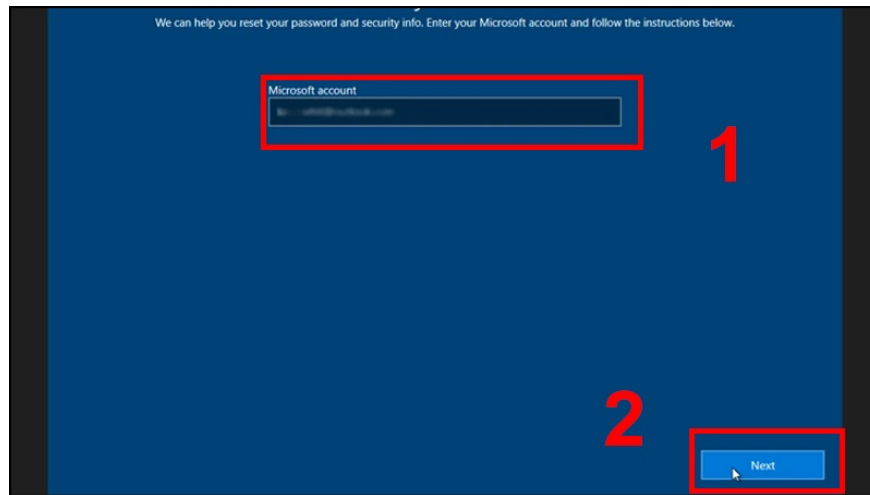
Reset laptop when forgot password using Microsoft Account

The steps to *reset your laptop when you forget your password* with Microsoft Account are as follows:

Step 1: When logging into your Windows 10 account, you will see the following screen, select 'I forgot my password'.



Step 2: In the new dialog box that appears, enter your email address then click 'Next'.



Step 3: Click 'Get code' and check your email or text message for the confirmation code. Enter the code you received into the box and click 'Next'.

Step 4: Enter the new password you want to set and click 'Next'.

Step 5: Click 'Sign in' and enter your new password.

So with just a few simple steps of this **computer password reset method** , you can quickly regain control of your **laptop** .

Use USB Boot to reset laptop when you forget password

If you forget your Windows 10 laptop password, use **USB Boot** with the password removal feature on laptops. When using this **method to reset your computer password** , of course you need to prepare a USB Boot.



Although *resetting a Samsung laptop when you forget the password* or any type of laptop can be done by USB Boot. However, this operation is quite complicated so it requires enough skills and machines, and the laptop can

be done.

>>> See more: Instructions for creating a USB Boot to rescue your computer using Hiren's Boot

Recover computer password using Local Account

To reset **your computer password** with Local Account, one of the first tasks you need to complete is setting up security questions to help you retrieve your password in case you need to recover your account. The steps are as follows:

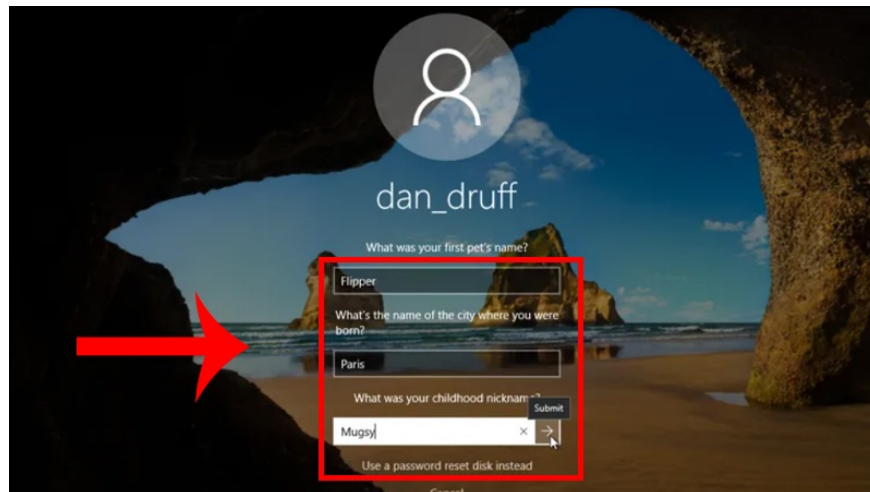
Step 1: Open 'Settings', then select 'Accounts'.

Step 2: Click 'Sign-in options' then in the 'Password' section click 'Update your security questions'.

Step 3: In the new dialog box that appears, enter the password for the local account, then select a security question, enter the answer and press 'Enter'.

Then you proceed to reset your password with the following steps.

Step 1: Click 'Reset password' below the Windows 10 password input box



Step 2: Enter answers to security questions. Then click on the arrow.

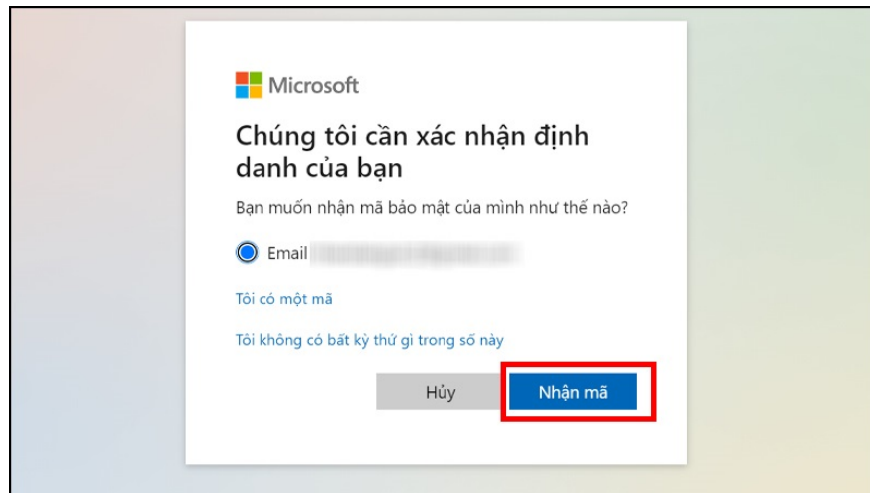
Step 3: Enter the new password you want to set and press 'Enter'.

Reset laptop using Outlook software

If your laptop already has an Outlook account, then luckily, resetting *your laptop when you forget your password* will become easier. You can use

Use another device to reset your Outlook password as well as your computer password.

Step 1: To change your outlook password, you need to access the Microsoft link. Then reset your outlook password.



Step 2: Outlook will now ask you security questions. After you answer them, you can set a new password for your account. Note that the password you create now is the password to log in to your computer later.

Using Outlook is a quick and simple way to **reset your laptop when you forget your password** . However, this method will not work if your laptop does not have Outlook software installed.

How to reset computer password using DOS command

To reset your **computer password** , you need to follow these steps:

Step 1: Reset the computer by pressing the F8 key before the Windows 10 screen starts. At this time, a Boot menu will appear on the screen.

Step 2: Select 'Safe Mode' then press 'Enter'. Next, in 'Start' select 'Command prompt', the screen will display as follows:

```
Administrator: Command Prompt
Microsoft Windows [Version 10.0.17763.253]
(c) 2018 Microsoft Corporation. All rights reserved.

C:\Windows\system32>net user
User accounts for \\DESKTOP-61A0U3U
-----
Administrator          DefaultAccount          Guest
tungn                   WDAGUtilityAccount
The command completed successfully.

C:\Windows\system32>
```

Step 3: Type the command 'net user'. Now the list of users will be listed. To change the password you need to perform the command 'net users + username + new password'.

To *reset a Samsung laptop when you forget the password* , or any laptop line using DOS commands, requires you to know how to use command lines. Therefore, you should prioritize the ways **to reset computer passwords** that TipsMake introduced in the section above to perform.

Above are the **ways to reset computer and** laptop passwords that TipsMake wants to share with you. Hopefully, this information will be useful to help you *reset your laptop when you forget your password* easily. At the same time, if you have any questions or need to use technology products, please contact **TipsMake** immediately on the website or hotline 1900 1903 for more detailed advice and support.

You finished reading the article "**Top 5 easiest ways to reset Windows 10 computer password**" edited by the [TipsMake](#) team. We hope this article has provided you with many useful tech tips and tricks. You can search for similar articles on tips and guides. Thank you for reading and for following us regularly.