

# Top 5 best mind mapping software

Mind mapping software not only helps you organize your ideas but also supports effective learning and work. Don't miss this useful tool.

Mind mapping software helps you easily build projects, plans, and tasks by connecting ideas visually. Here are the top best tools for you to choose for your work.



List of best Mindmap software

## Table of Contents:

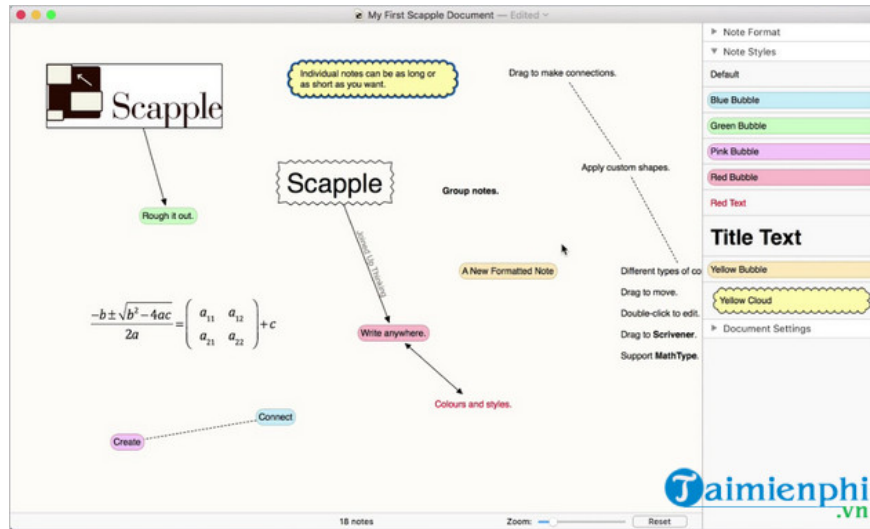
1. Scapple.
2. Mindomo.
3. XMind.
4. MindGenius.
5. Creately.

## *Top 5 best mind mapping software today*

### *1. Scapple*

With a simple interface, Scapple allows users to double-click anywhere on the blank board to create notes. Scapple also supports importing text files, PDFs, and even images. From there, you can figure out how to link ideas together and create a complete mind map.

Highly rated by users for its minimalist design and connection tools using straight lines or arrows, Scapple can act as a personal notebook. This way, you can focus more on your ideas and freely experiment with how your ideas fit together.

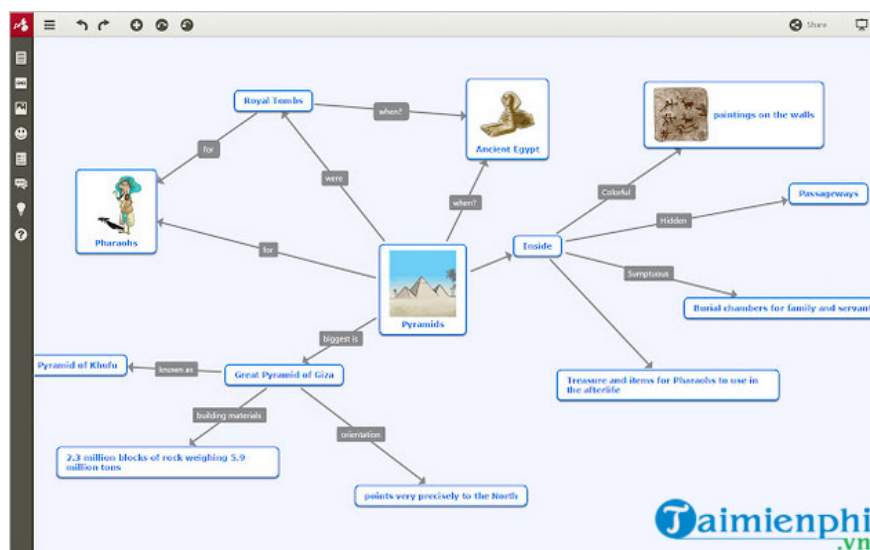


In Scapple, you can move notes around, drag and drop one note onto another on a customizable virtual paper background. The software's immersive feel makes it easier and simpler for users to observe and connect ideas.

=> **Scapple** download link here.

## 2. Mindomo

Mindomo has a user-friendly interface that helps you create mind maps with unique templates. Not only that, you can freely organize and build your thoughts and ideas with a more beautiful and intuitive mind map layout. Mindomo's bullet point system is also intelligently designed, helping you list your ideas more clearly and coherently.

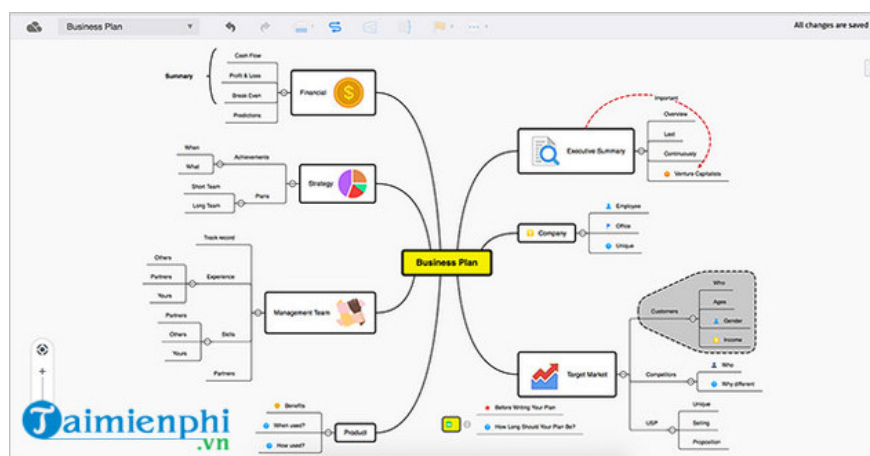


In addition, Mindomo also allows users to export mind maps in many formats including images (PNG), PDF files (PDF), plain text (TXT), and Powerpoint files (PPTX). The software also allows you to import data from a number of different file formats, sync across platforms such as Windows, MacOS, iOS, Android, or cloud services such as Dropbox.

=> **Mindomo** download link here.

### 3. XMind

Unlike other mind mapping software, XMind seems to be more focused on business users. The Idea Factory feature allows you to list items in your mind map efficiently. In addition, XMind also integrates a useful countdown timer widget to help schedule tasks in your project.

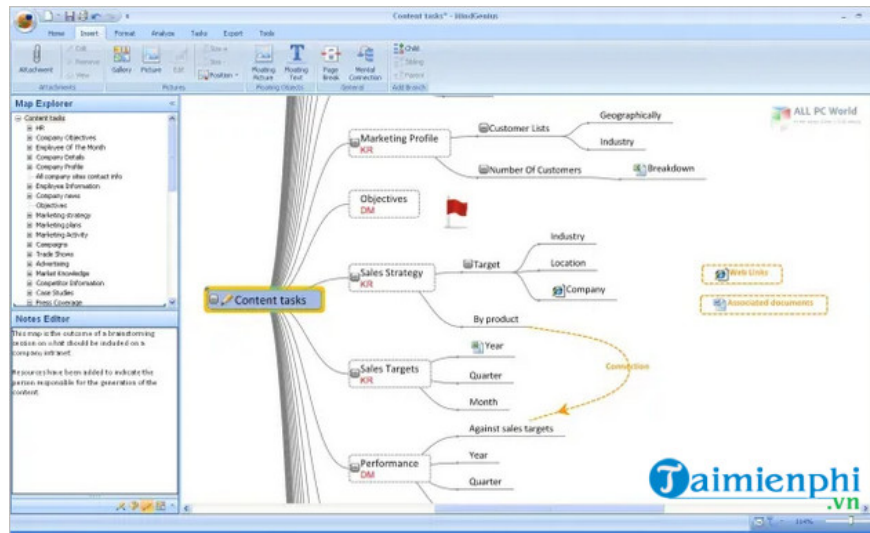


Furthermore, XMind's dedicated brainstorming feature allows you to group items and ideas, as well as create links between them. Business users can also use the presentation mode, which can display mind maps and list tasks in various chart formats. Check out **how to draw a mind map with XMind** to learn more about presentation.

=> **XMind** download link here.

### 4. MindGenius

MindGenius is a project management and mind mapping solution that captures and analyzes information in a minimalist yet highly effective diagram format. The software is suitable for small and medium-sized businesses, as well as students, teachers and lecturers, supporting various tasks such as creating reports, planning, organizing information and managing project plans.

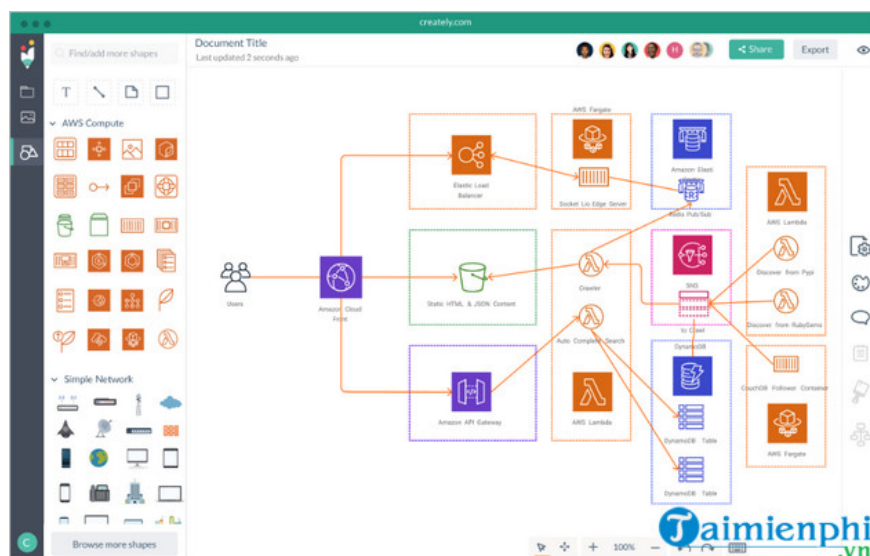


Additionally, MindGenius allows users to create visual maps of project timelines, record project requirements, and assign tasks. You can also create progress reports and then share project updates using MindGenius' built-in presentation mode.

=> **MindGenius** download link here.

## 5. Creately

As the name suggests, Creately is all about creativity and fostering fresh ideas. With Creately, you can develop highly visual mind maps that help visualize ideas and concepts for better collaboration, creative thinking, and problem solving.



With a template warehouse of 50 standard themes, Creately allows you to draw mind maps according to more than 1000 different available templates to visualize data in the most optimal way. In case you want to be creative, this software will provide you with full tools such as drawing shapes, attaching files, adding text. to be able to create your own unique and beautiful mind map.

=> **Creately** download link here.

So TipsMake has introduced the top best mind mapping software so that users can make their own assessments and choices.

**Note:** If you are using **iMindMap** but are not familiar with how to use it, you can refer to **how to draw a mind map using iMindMap** here and follow the instructions.

You finished reading the article "**Top 5 best mind mapping software**" edited by the [TipsMake](#) team. We hope this article has provided you with many useful tech tips and tricks. You can search for similar articles on tips and guides. Thank you for reading and for following us regularly.