

Top 4 best Panorama photography apps on Android

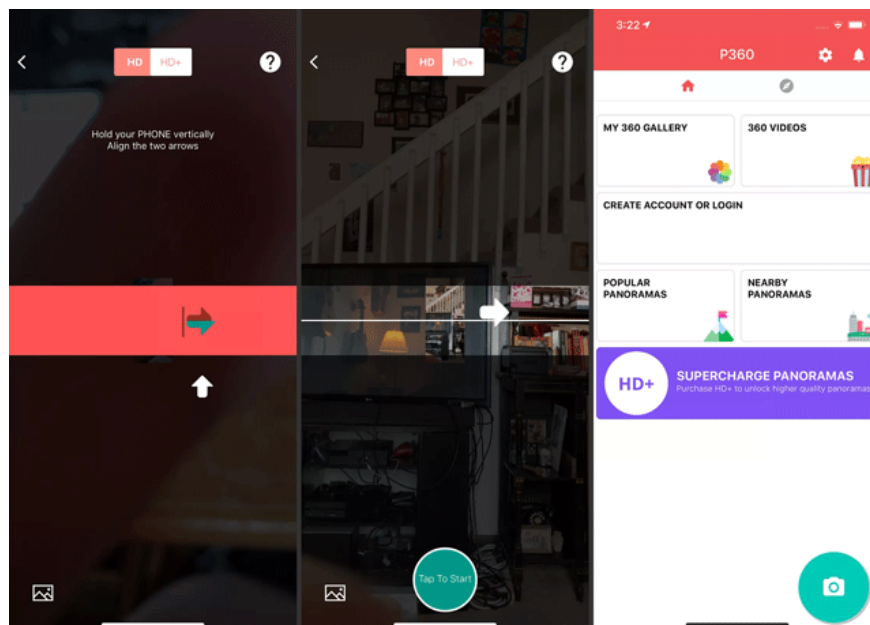
With the development of VR technology and 360-degree cameras, multi-camera phones and other technologies, you can take photos with any wide angle. This article will introduce some panorama photography applications for Android.

With the development of VR technology and 360-degree cameras, multi-camera phones and other technologies, you can take photos with any wide angle. However, you do not need to buy a professional camera or another phone to be able to take panorama photos. This article will introduce you to some of the best panorama applications on Android.

1. The difference between Panorama and 360-degree photos
2. How to capture and post Panorama 360-degree photos on Facebook
3. How to post photo spheres to Instagram

1. Panorama 360

1. Download Panorama 360 for Android



Advantages:

1. Works most with 360 cameras
2. Professional design

Defect:

1. Many features make new users confused
2. For professional users

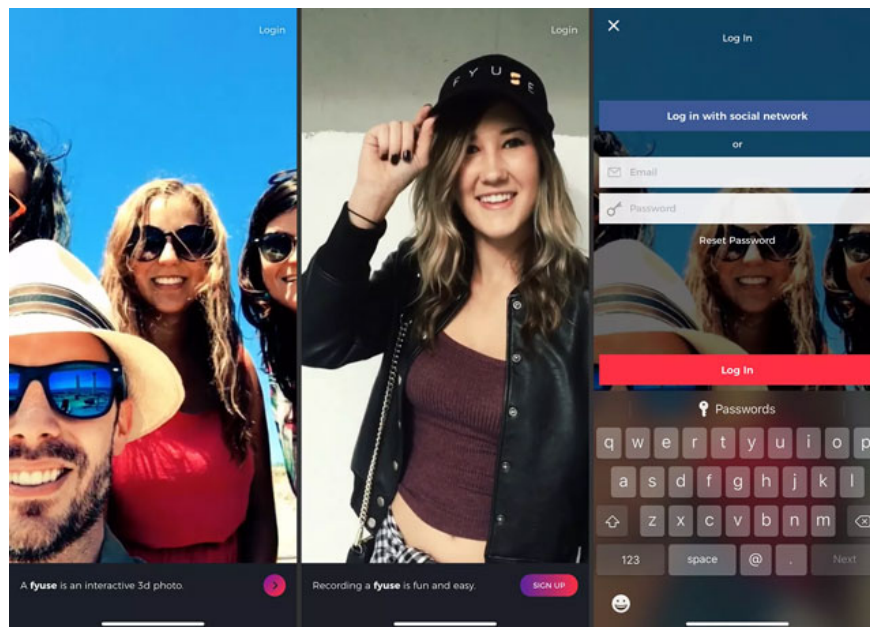
Panorama 360 has existed since 2011. This is a full-featured application for Panorama photography, it can even work with 360 cameras and other VR technology.

With Panorama, you can easily capture wide-angle photos in seconds with a single touch. You just need to touch the Capture button and move the phone slowly and firmly from left to right.

One of its advantages is to allow users to share high resolution panorama photos on Facebook, Twitter and Tumblr.

2. Fyuse

1. Download Fyuse for Android



Advantages:

1. Take many different types of photos besides panorama
2. Easy to use
3. Works on most modern phones

Defect:

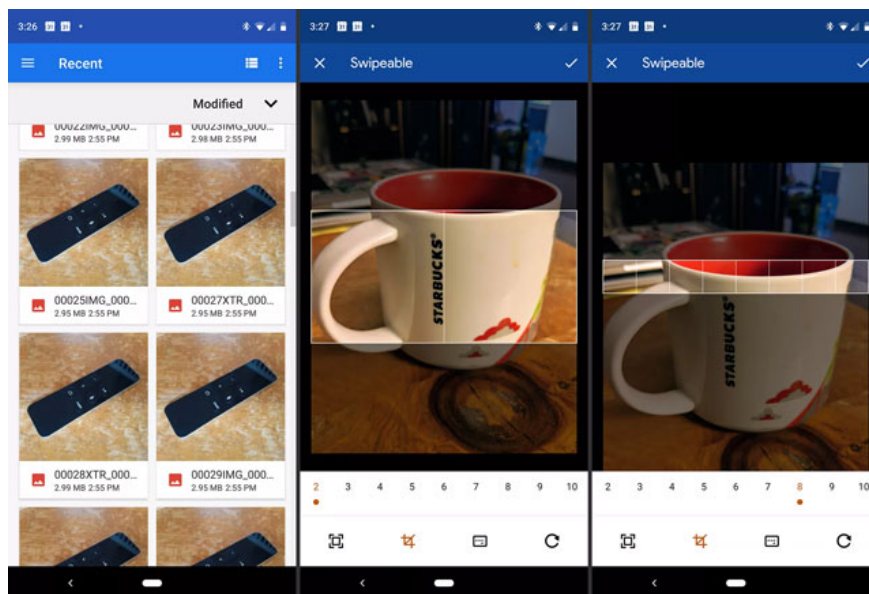
1. Dynamic format, limited in sharing.

Fyuse is the Panorama photography app, sharing photos easily on Instagram social networks. In addition to capturing Panorama photos, you can capture different types of space images. With this app, you can take panorama photos with angles up and down, rotate around an object, follow the movement of the phone.

However, this application has a drawback that it uses a proprietary format, limiting the sharing of photos to other social networking sites.

3. PanoramaCrop

1. Download PanoramaCrop for Android



Advantages:

1. The perfect tool to turn a large photo into a panorama image
2. Simple interface, easy to use.

Defect:


1. Advertising support and in-app purchases.

If you like taking photos with a DSLR camera and want to turn them into panorama pictures, use PanoramaCrop. PanoramaCrop is a great application that allows you to turn a large photo into a panorama image. You only need to upload photos to the application, it will cut the image into a wide viewing angle.

PanoramaCrop has ads and purchases in the app, but this is the most effective photo collage application for those who like taking great views. If you take a picture with your phone horizontally, you need to do some work to be able to cut it properly, and vertical shooting is easier to cut.

4. Photoaf Panorama

1. Download Photoaf Panorama for Android



Advantages:

1. There are direction buttons to make shooting easier
2. There are many tips for new users

Defect:

1. The free version has limited features
2. Outdated interface

Photoaf Panorama is one of the best Panorama photography apps on Android. When taking a photo, there is a blue arrow on the screen to help you move in the right direction to create the desired image. The application is easy to use with new people, it even provides some tips for taking photos with this application.

However, the free version is limited to some features such as being unable to take pictures in HD mode. In addition, the interface of the application is somewhat outdated.

You finished reading the article "**Top 4 best Panorama photography apps on Android**" edited by the [TipsMake](#) team. We hope this article has provided you with many useful tech tips and tricks. You can search for similar articles on tips and guides. Thank you for reading and for following us regularly.