

# Top 3 best Vietnamese typing software and are the most used in 2020

Here are top 3 best Vietnamese typing software, you should refer and choose the best one. Unikey, Vietkey and GoTiengViet are the three best Vietnamese typing software, used by many people today. The article will introduce to

You are looking for the best Vietnamese typing software to use for your computer, but you do not know what to choose? Here are top 3 best Vietnamese typing software, you should refer and choose the best one.



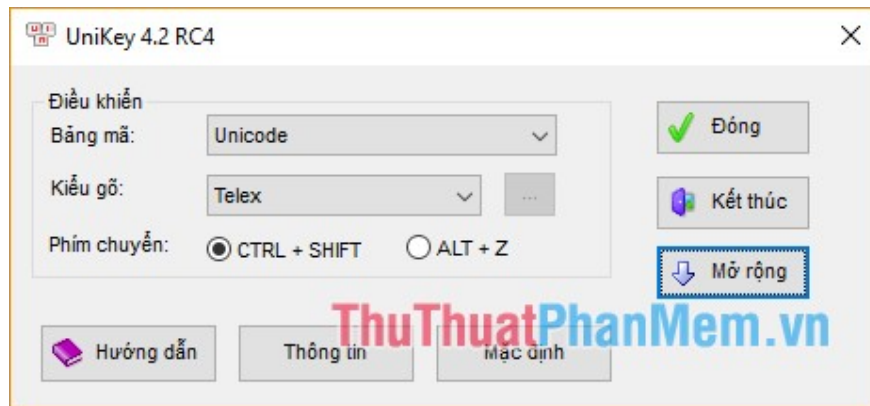
Top 3 software Unikey, Vietkey and GoTiengViet are the three best Vietnamese typing software, used by many people today. The article will introduce you to these 3 software and how to use each software.

## 1. Unikey

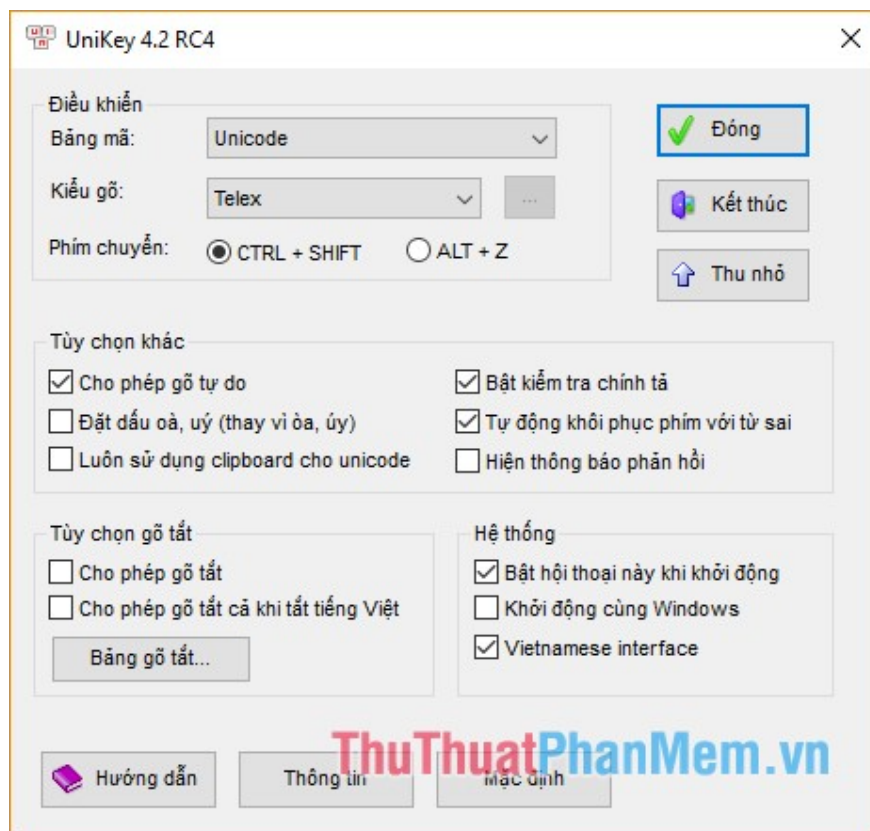
**Unikey** is a popular Vietnamese typing software, used by a lot of people, with a simple interface with basic functions such as choosing charsets, typing methods and keystrokes. There are also other features in the **Extensions** section : shortcut, spell check, auto-correct keys with wrong words, . and a number of other system options and options.

You can download **Unikey** here: <http://unikey.vn/vietnam/> and install it on your computer.

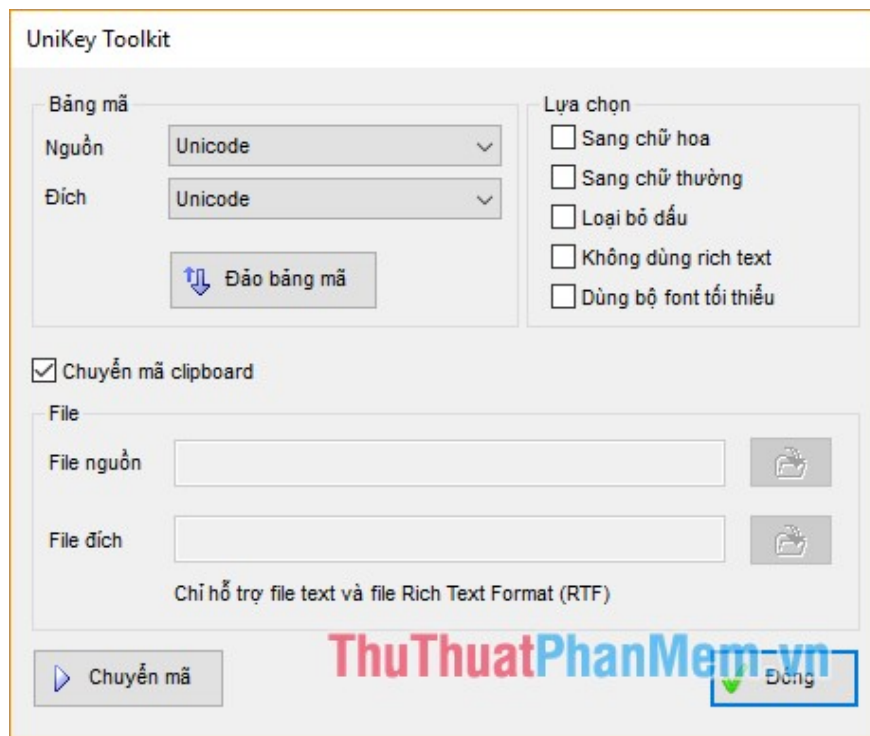
Once installed on the computer you open the **Unikey** , then set **encoding** is **Unicode** and **Typing** is **Telex** , you can also set encoding and input methods respectively, but Unicode is the encoding common Best. Then you click **Close** to minimize **Unikey** to the system tray.



So you can type Vietnamese with Unikey, in addition, you can set up other useful features of Unikey in the **Extension** : Turn on spell checking, shortcut, depending tune the system .

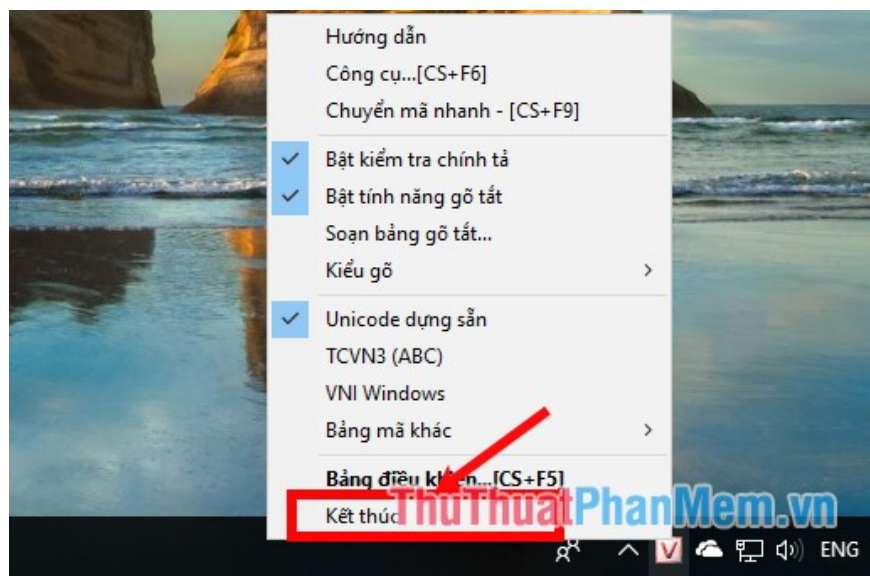


You can also use the **Unikey Toolkit** feature to convert the encoding, switch to uppercase, lowercase, unmark . To open **Unikey Toolkit**, press **Ctrl + Shift + F6**.



;

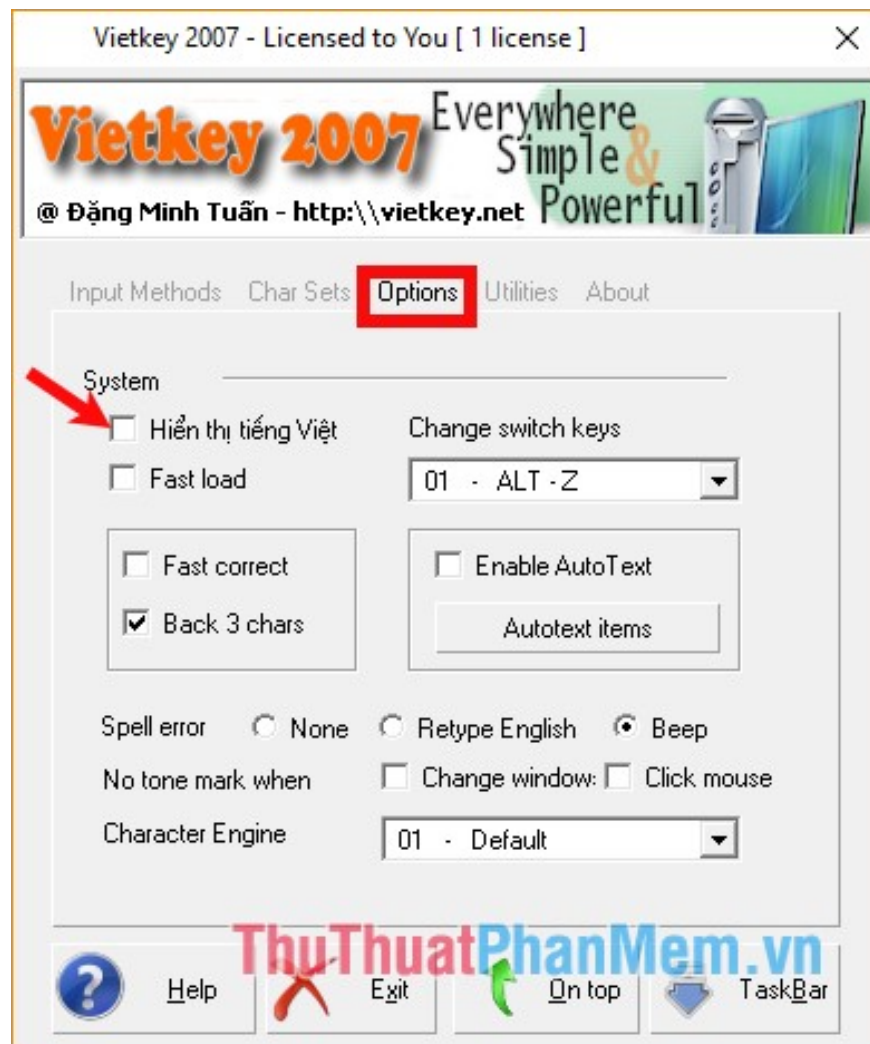
To exit **Unikey**, right-click the **Unikey** icon under the system tray and select **Finish** , or you can choose Close on **Unikey** interface .



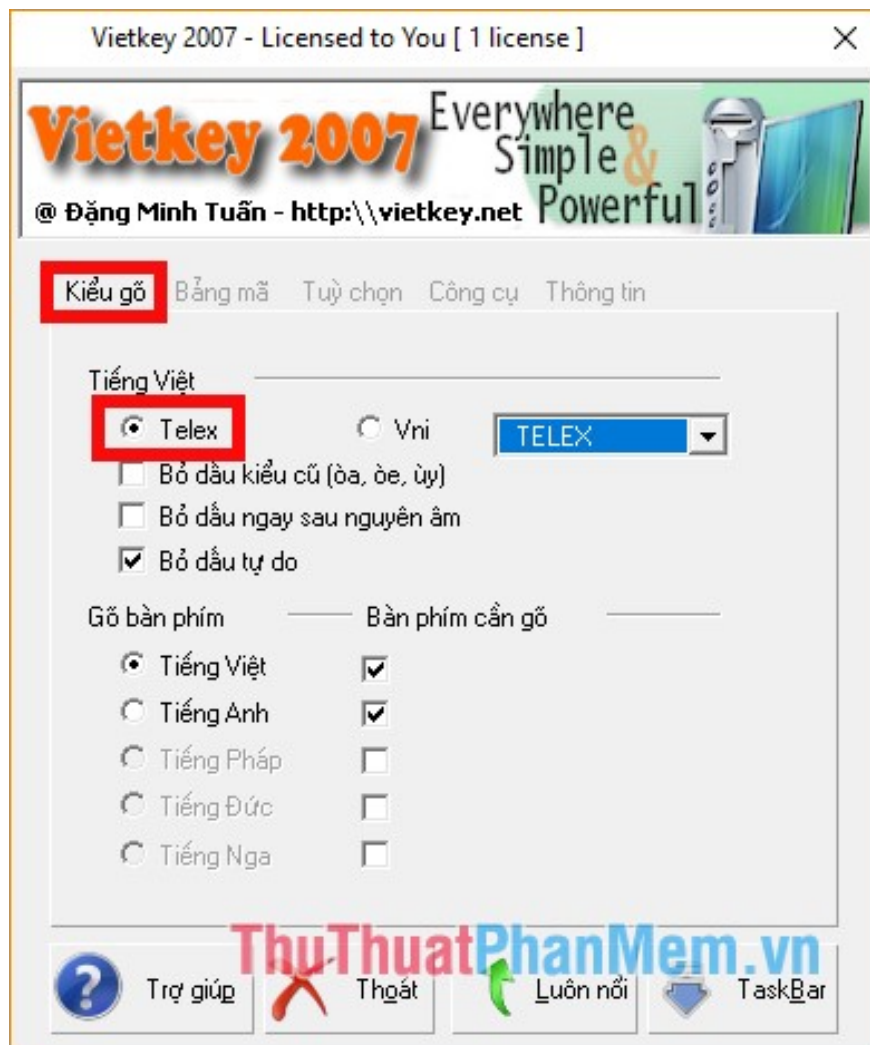
## 2. Vietkey

**Vietkey** is a Vietnamese typing software that was born a long time ago, up to now, still used by many people. **Vietkey** supports many encoding tables such as TCVN3 -ABC, 16-bit Unicode built-in, VIQR, VNI Win, . with two typing methods: telex and VNI. In addition to typing Vietnamese, the software supports input of other foreign characters such as French, Russian, English, and German.

You can download **Vietkey** here: <http://www.vietkey.com.vn/> and then install it on your computer. On Vietkey interface, select **Options** -> tick **Show Vietnamese** to switch **Vietkey** interface to Vietnamese for ease of use.



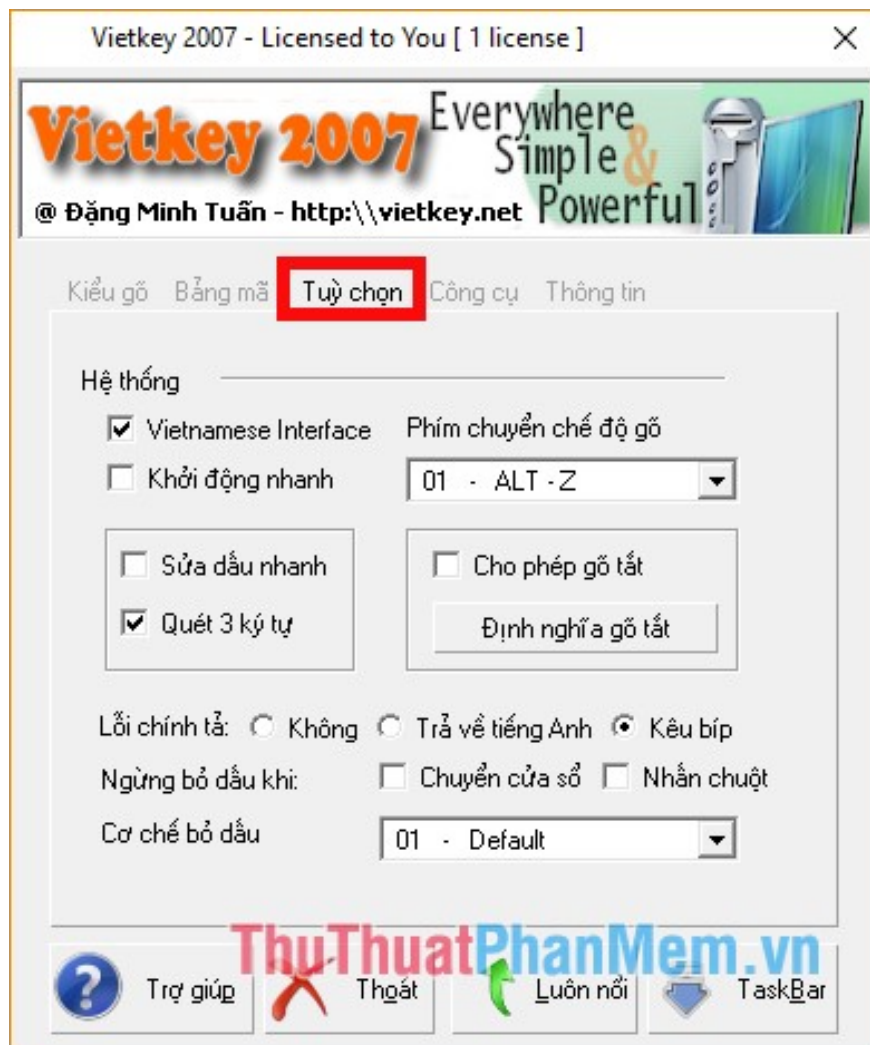
You select the **Typing method** tab to choose the appropriate typing **method** , usually **Telex typing method** .



Next you select the **Encoding** tab , and choose the **built-in Unicode, TCVN 6909: 2001** .



So you can type accented Vietnamese, in addition, you can select the Options tab to use some other features that **Vietkey** provides: shortcut, check spelling, remove diacritics .



In the **Tools** tab , select **Change to default** to return to the default settings to reset, you can also set some more custom here.



To exit **Vietkey** program, select **Exit** on Vietkey interface.

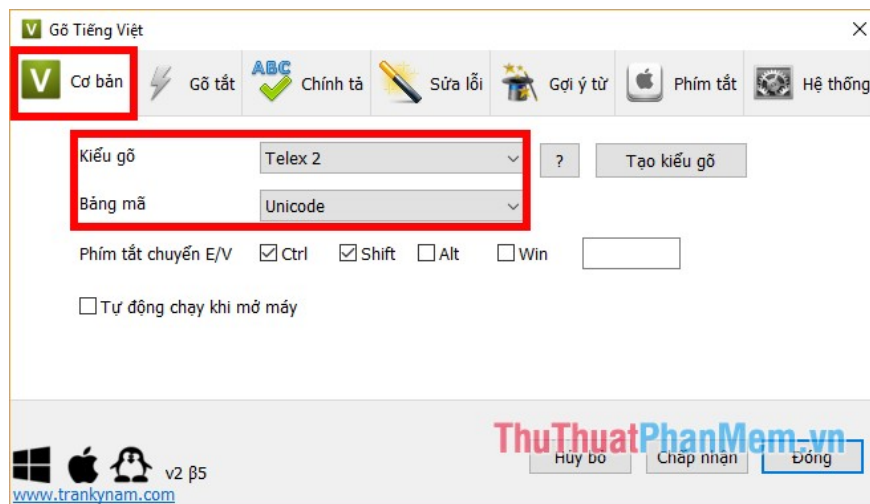


### 3. GoTiangViet

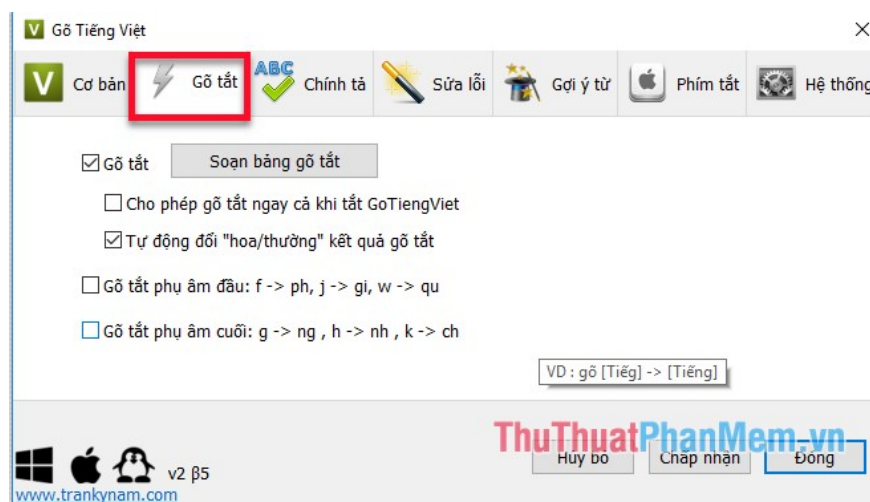
**GoTiangViet** is a newer software than the above software, developed by Tran Ky Nam with simple and easy to use interface but extremely powerful **GoTiangViet** has gradually attracted users. The software helps you type Vietnamese quickly, in addition it also supports features such as typing, checking spelling and restoring previous operations during the editing process.

You can download **GoTiangViet** here <http://www.trankynam.com/gotv/> then extract the file and run the **GoTiangViet** application .

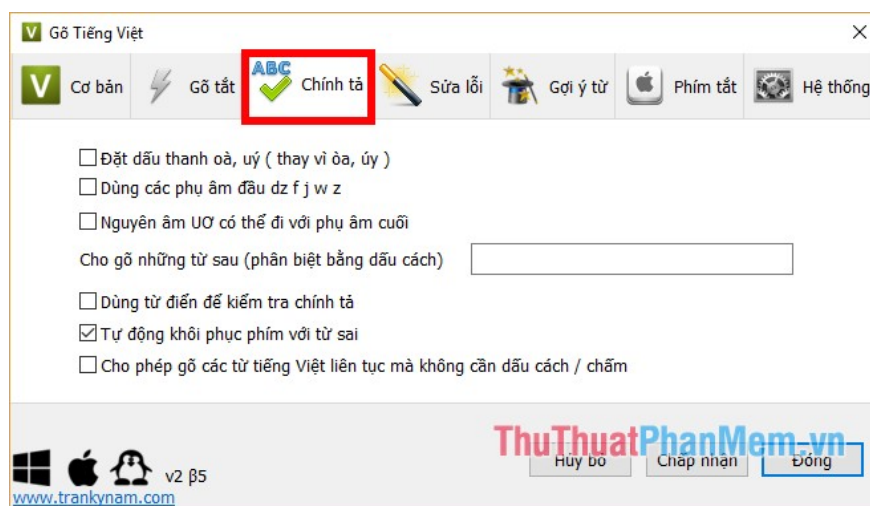
Vietnamese to knock you just select the **encoding** is **Unicode** , **Typing** is **Telex** card **Basically** , here you can set shortcuts to switch **English / Vietnamese** .



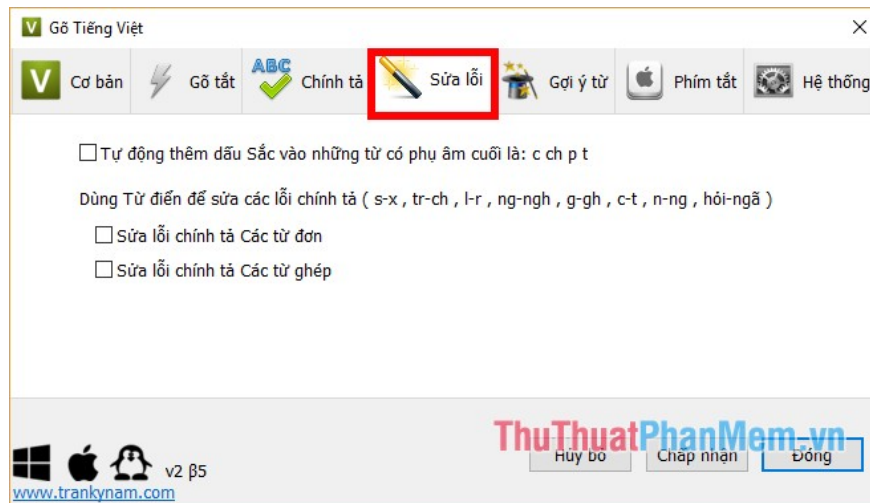
In addition **GoTiengViet** also offers many other features in each card, to type off you select the **Shortcut** tab and set here.



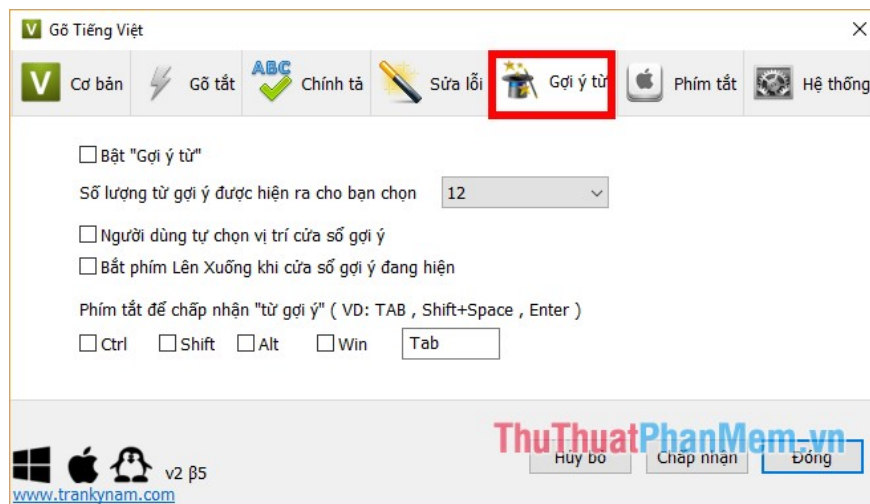
To set up the spelling check you select **the Spelling** card .



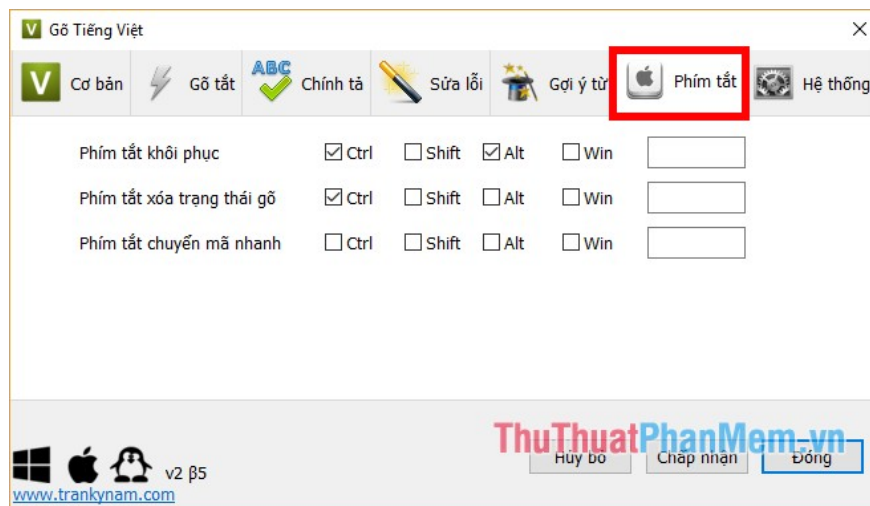
In the **Error Correction** tab , you can set up error correction.



**GoTiengViet** supports word suggestions, to use the **word suggestion** tab, then set and enable word suggestion mode.



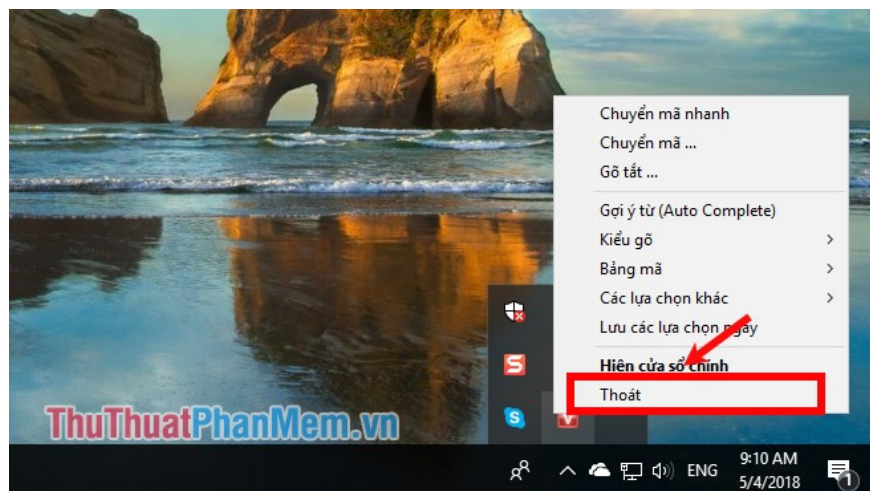
You can set up shortcuts in the Shortcuts tab .



And some system settings in the **System** tab .



To exit **GoTiengViet**, right-click on the **GoTiengViet** icon under the system tray and select **Exit** .



So, you also see, these software support Vietnamese typing very well with other useful features such as shortcut, spell check, error correction . You just need to choose 1 software of the 3 software above to download and use.

Good luck!

You finished reading the article "**Top 3 best Vietnamese typing software and are the most used in 2020**" edited by the [TipsMake](#) team. We hope this article has provided you with many useful tech tips and tricks. You can search for similar articles on tips and guides. Thank you for reading and for following us regularly.

---

© 2019 TipsMake.com