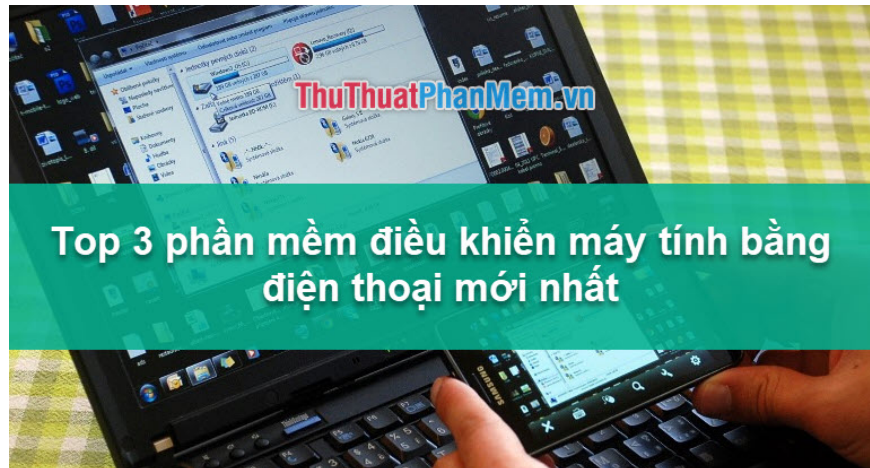


Top 3 Apps to help you access, control computers remotely by phone best 2020

Top 3 Apps to help you access and control your computer remotely with your phone by the best of 2020. The era of technological development helps us a lot in our daily work, can be used anywhere. voice control, can be used by computers

The era of technology development helps us a lot in our daily work, can be used anywhere, can control phone, use computers at home. So which software is the best and how to connect to your computer at home? Let TipsMake.com guide you.



1. TeamViewer

When it comes to controlling computers, supporting the use of remote computers, surely many people will think of TeamViewer software. This software is very popular and is widely used for its stability. To control the computer from your phone, you first need to install the software both on the computer and in your phone.



TeamViewer

ThuThuatPhanMem.vn

Computer version : <https://www.teamviewer.com/en/>

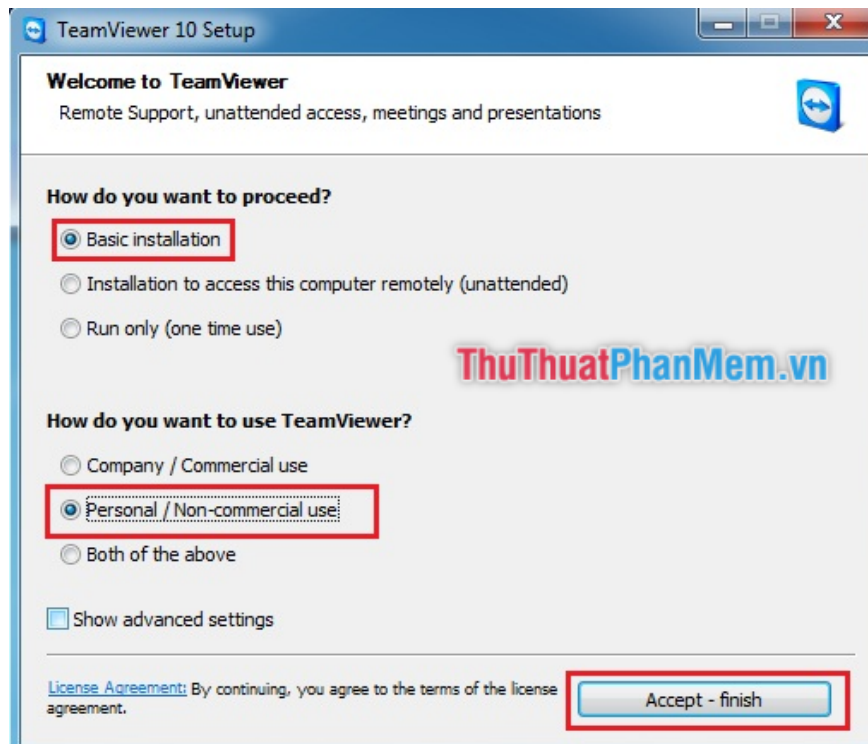
Android phone :

<https://play.google.com/store/apps/details?id=com.teamviewer.teamviewer.market.mobile&hl=en>

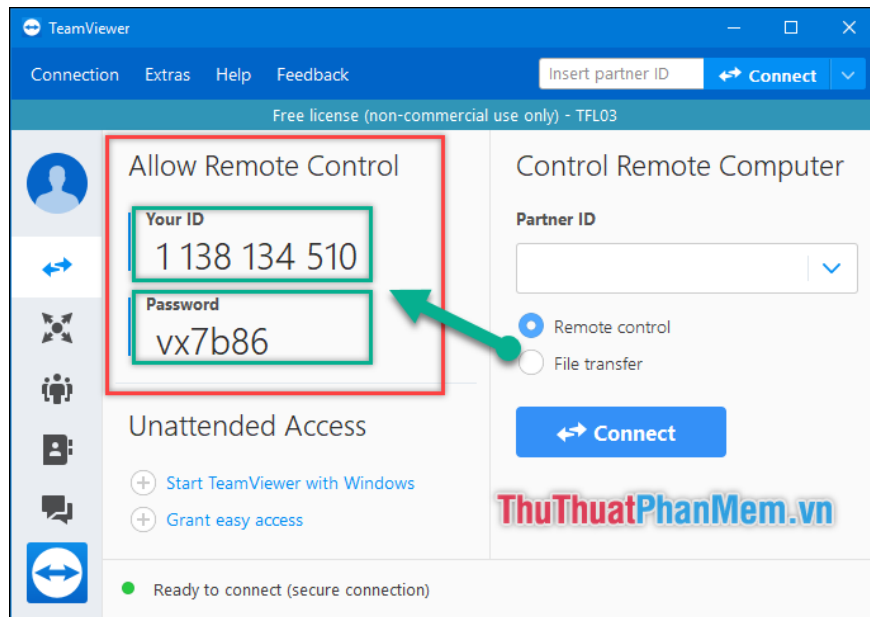
IOS phone :

<https://itunes.apple.com/en/app/teamviewer-quicksupport/id661649585?l=en&mt=8>

You access the link above to download the right software for your phone. Note when you install the software on your computer / PC, you should choose the mode of **Basic installation** and **Personal / Non-commercial use**.



Once you have installed enough software on your phone and on your computer. You turn on the software on your computer to get the ID and password in the box **Allow Remote Control** .



Then you access the Teamviewer application on the phone and enter the ID vs password taken above into the application.

15:00

45

TeamViewer

Điều khiển Thiết bị Từ xa

Vui lòng nhập ID đối tác của bạn để điều khiển thiết bị từ xa.

ID đối tác

1138134510



ĐIỀU KHIỂN MÁY TÍNH TỪ XA

CHUYỂN TẬP TIN

ThuThuatPhanMem.vn

Cho phép Điều khiển Từ xa

CÀI ĐẶT QUICKSUPPORT



Kết nối



Máy tính



Chat

Computer screen will display on the phone for you to freely control use. On your phone screen, there are also toolbars as well as keyboard emulators to use just like on computers.



2. Chrome Remote Desktop

The second software that **TipsMake.com** introduces to you is **Chrome Remote Desktop**. Google already has an application for controlling computers from mobile phones and is built into Google Chrome. Simply download Chrome Remote Desktop to your phone and install the Chrome Remote Desktop extension on the Chrome browser on your computer. So you can easily control your computer from your phone already.



Link to install on PC:

<https://chrome.google.com/webstore/detail/chrome-remote-desktop/gbchcmhahfdphkhhkmpfmihenigjpp/related?hl=en>

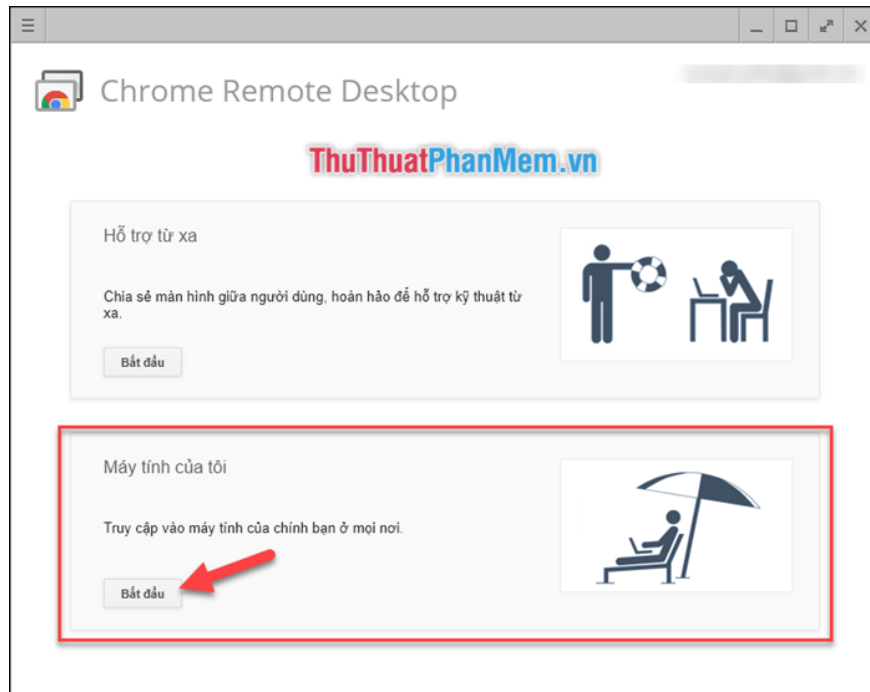
Link to install on Android:

<https://play.google.com/store/apps/details?id=com.google.chromeremotedesktop>

Link to install on iOS:

<https://itunes.apple.com/us/app/chrome-remote-desktop/id944025852?mt=8>

When installing the version on your computer / PC, when you want to control your own computer, you select the **My Computer** section .



Please note that in order to facilitate the control and use of the software, you should log in on your computer and phone with the same Google account.

The advantage of Chrome Remote Desktop software is that it is smooth, lightweight and highly stable. You do not need to open Chrome to access your computer. Very convenient right



3. Microsoft Remote Desktop

Another software that TipsMake.com send to you is the software

Microsoft Remote Desktop is developed by Microsoft

Link to install for PC / PC:

<https://www.microsoft.com/en-us/download/details.aspx?id=50042>

Link to install for Android:

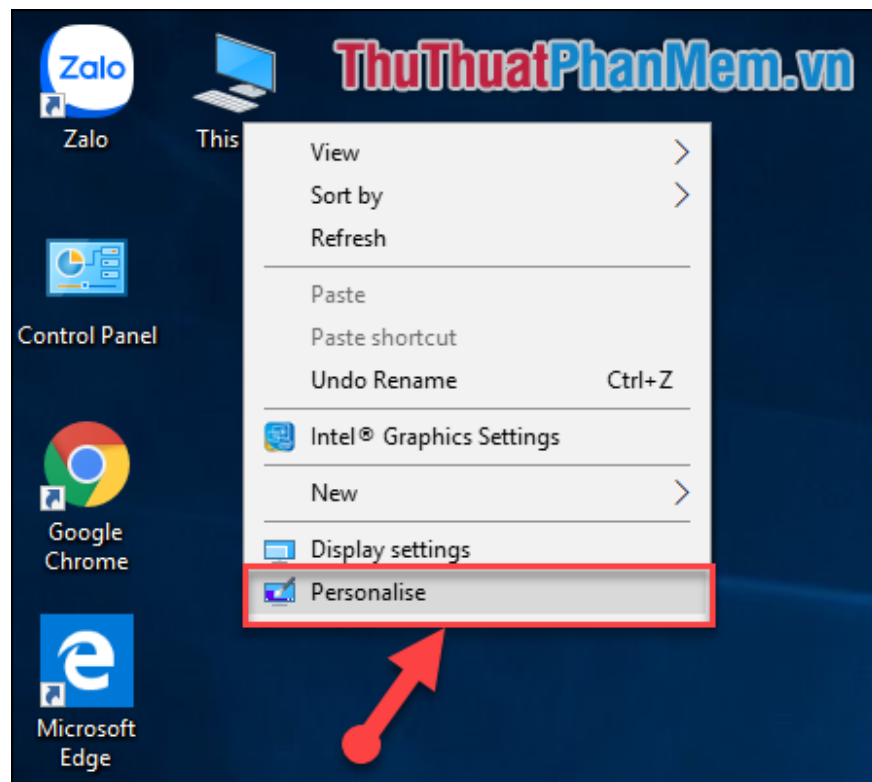
<https://play.google.com/store/apps/details?id=com.microsoft.rdc.android>

Installation link for IOS:

<https://itunes.apple.com/us/app/microsoft-remote-desktop/id714464092?mt=8>

When installing the software on a PC you need to set up the function of accepting remote connections.

Step 1 : Right-click on *This PC / My Computer* and select *Personalize*

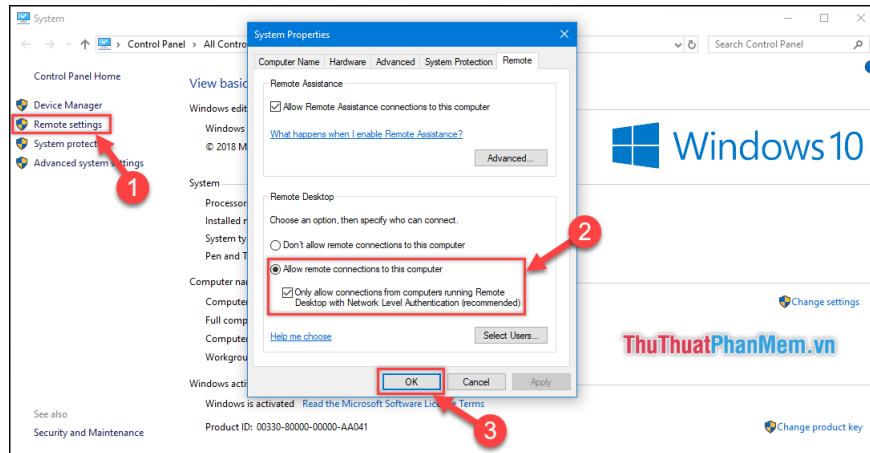


Step 2 :

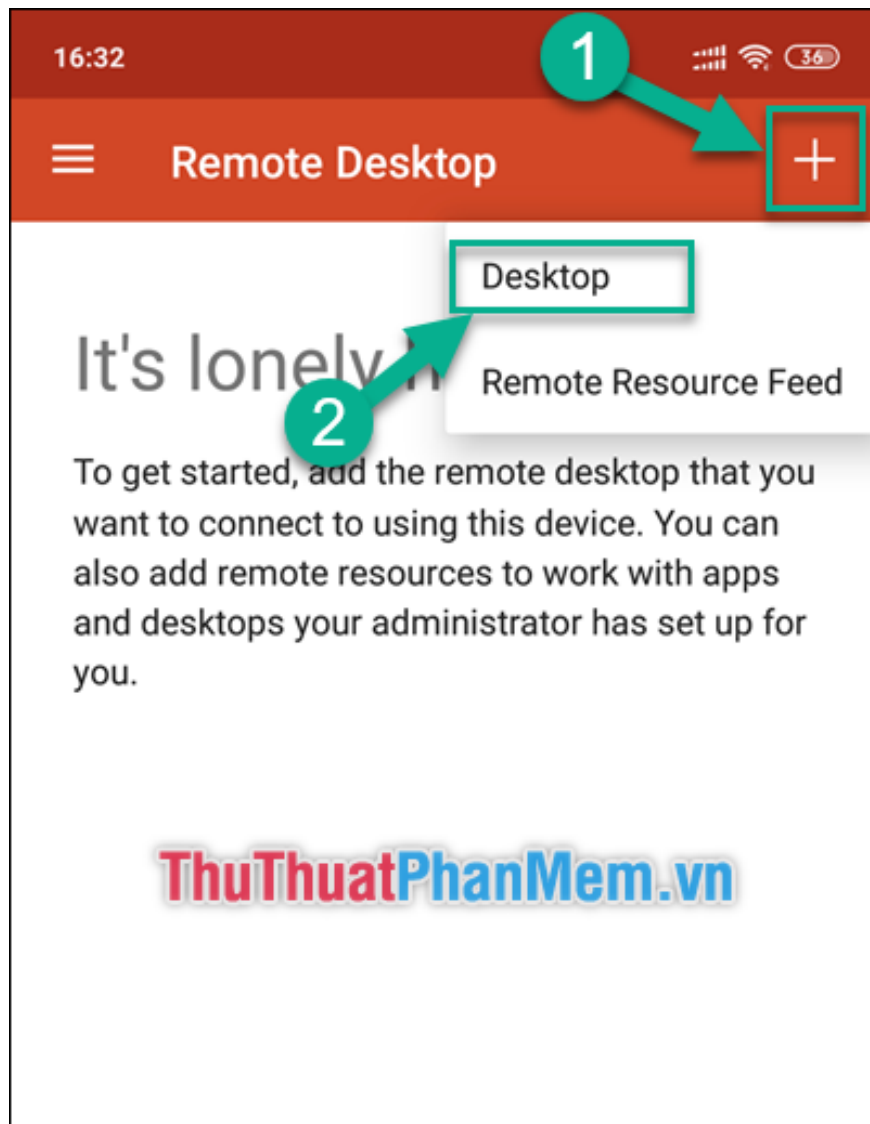
(1) Select *Remote Settings* .

(2) A new window appears, select the *Allow remote Connection to this Computer* check box .

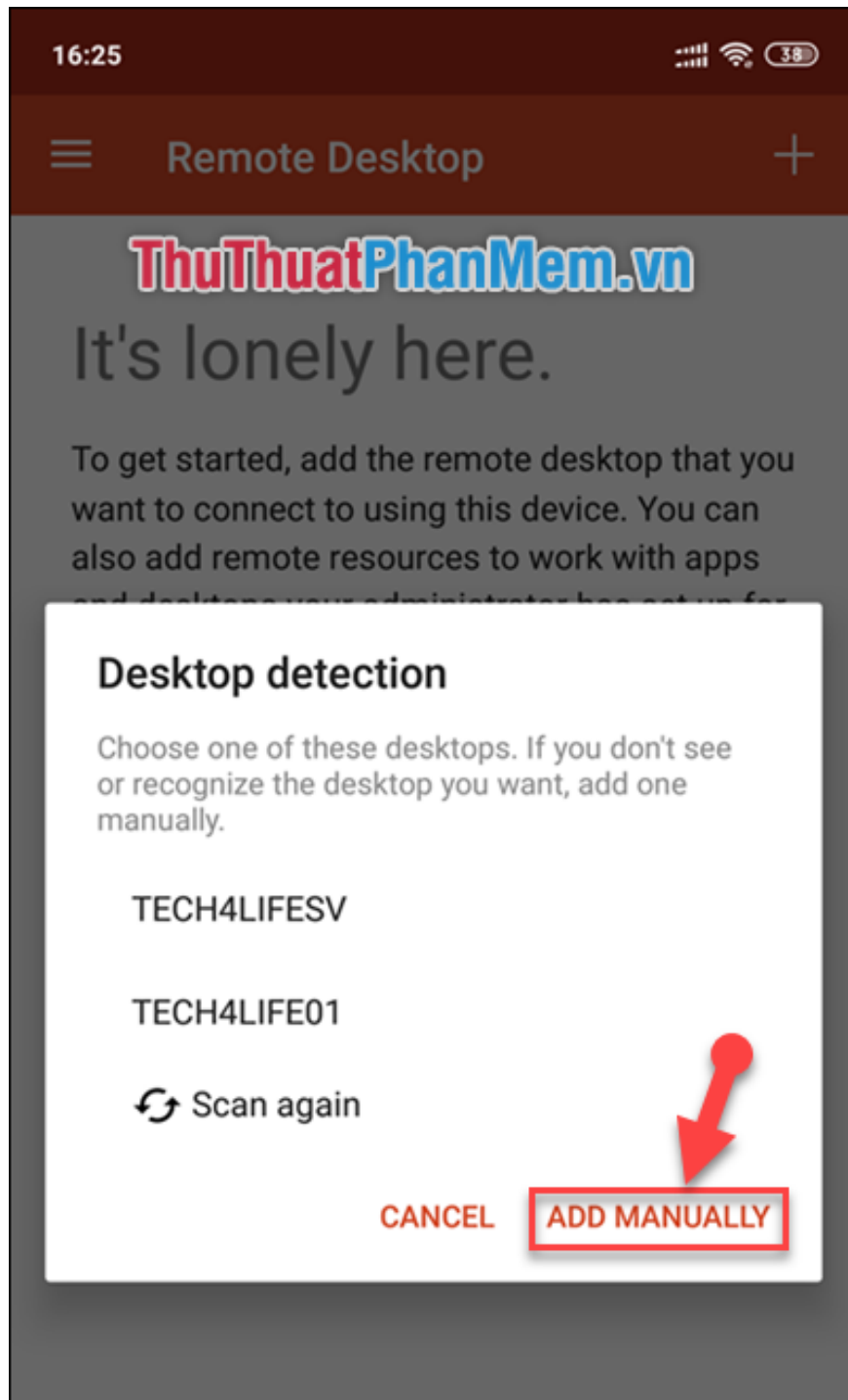
(3) Click the **OK button** .



Step 3 : Go to the application on your phone, press ' + Desktop ' to add your computer.



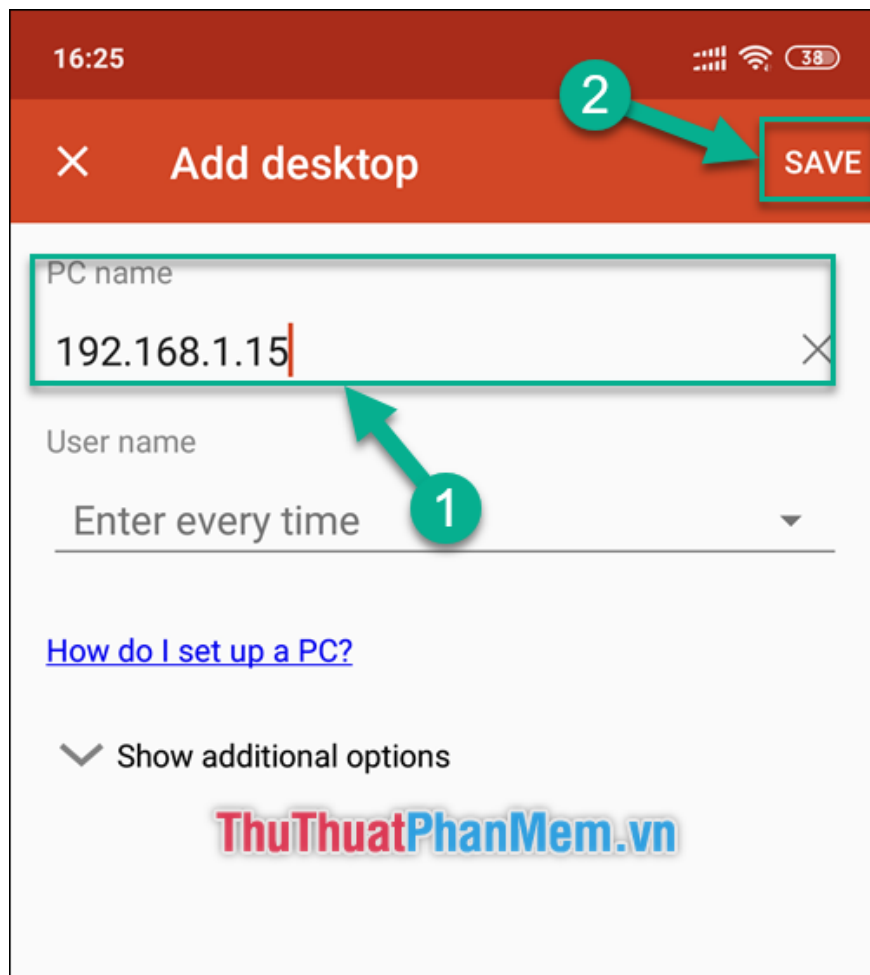
Step 4 : Click **Add Manually**.



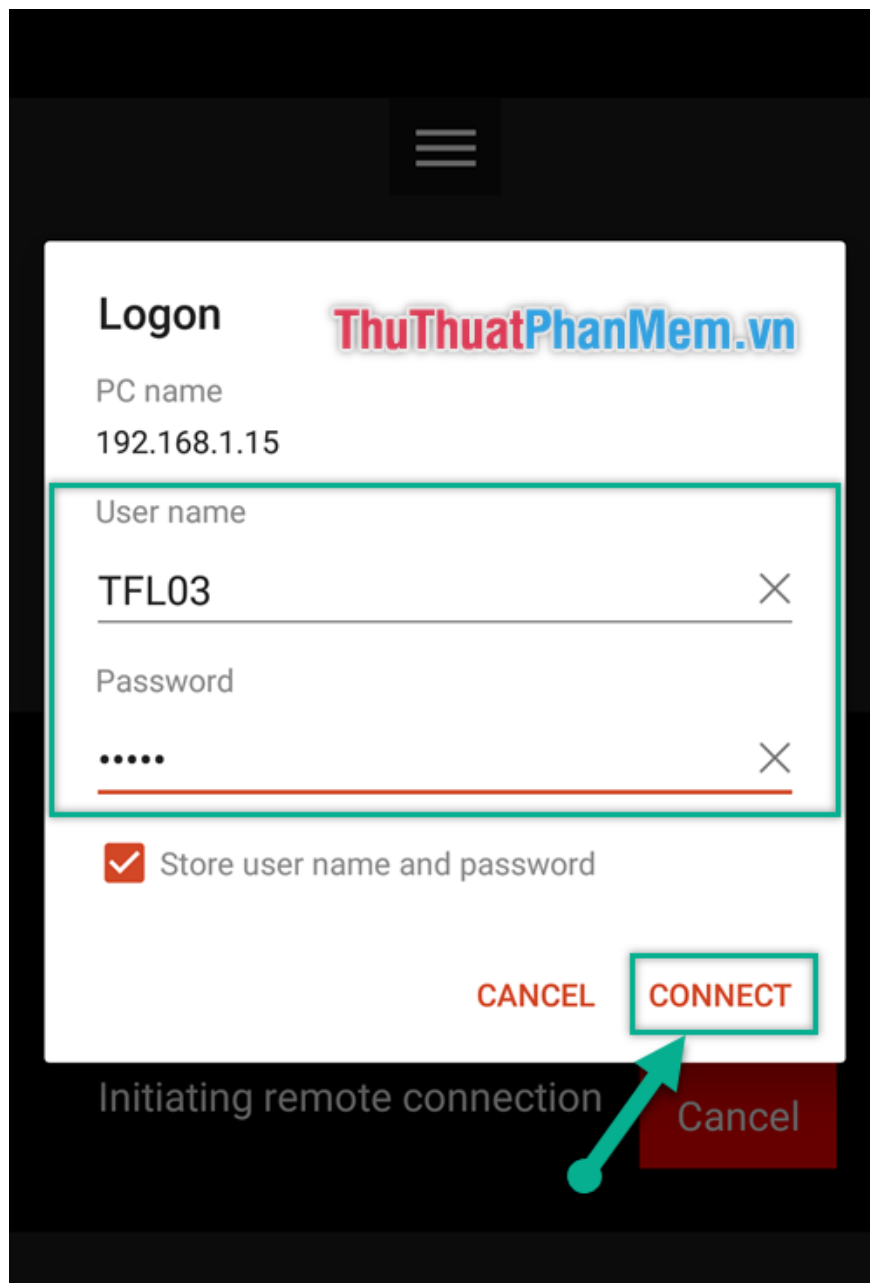
Step 5 :

(1) Enter the IP address of your computer in the **PC name** box .

(2) Click the **Save button** to continue.



Step 6 : Enter your account and computer password. Then select **Connect** .



So you can control the computer via phone.



Above TipsMake.com has introduced to you the Top 3 Apps to help remote access and control computers by phone in 2020. Hopefully with this article, you can manipulate computer control easily. by phone. Good luck!

You finished reading the article "**Top 3 Apps to help you access, control computers remotely by phone best 2020**" edited by the [TipsMake](#) team. We hope this article has provided you with many useful tech tips and tricks. You can search for similar articles on tips and guides. Thank you for reading and for following us regularly.