

Top 18 best video editing software

Video editing software helps users edit content to create more interesting videos.

Editing and re-editing videos from simple to complex such as cutting and splicing videos or more advanced adding effects to videos will increase the attraction to viewers. To be able to do that, we need to use video editing software on the computer.

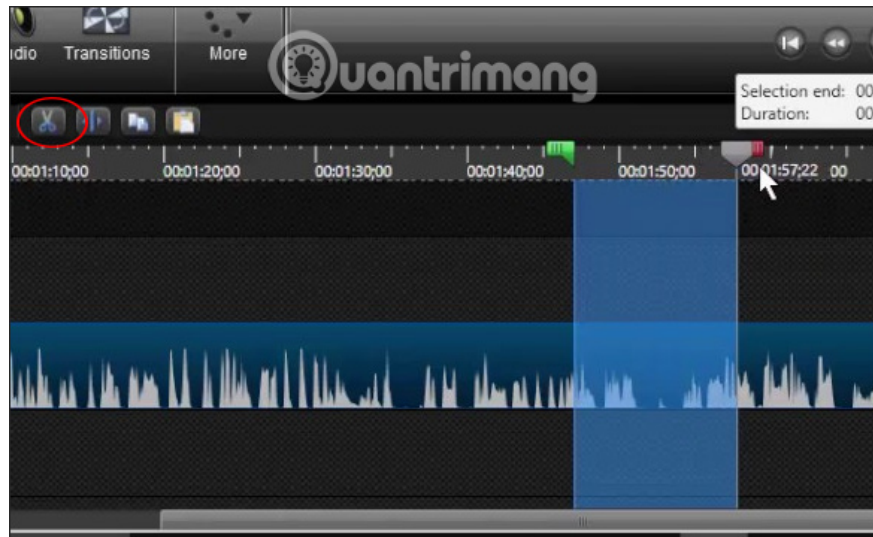
Nowadays, many video editing software also include video cutting and merging features, or you can also use specialized software to cut and merge videos with outstanding features. The following article will introduce to readers some video cutting and merging software on computers.

1. Instructions for cutting videos using VLC Media Player software
2. Free video viewing software on computer
3. How to cut video on Windows 10 without software?
4. Instructions for cutting videos online using the online Video Cutter tool

Summary of video cutting software on computer

1. Camtasia Studio video cutting and merging software

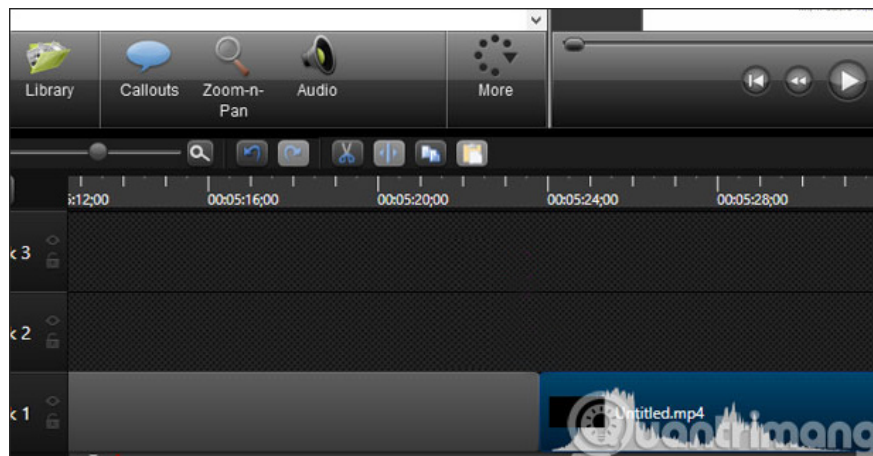
Camtasia is one of the most powerful video editing software available for computers. The program comes with a wide range of features for creating, editing, and sharing videos online. With this application, you can develop stunning visuals to create tutorials, slideshows, presentations, and other multimedia content. It is worth mentioning that the application allows you to import audio tracks and video files, making it easier to incorporate your existing projects into the creative process.



In a short period of time, Camtasia Studio has become a reliable choice for video editing. Although most people prefer to use this application on Windows PCs, it is also available for Mac devices. Unlike free programs like Free Screen Recorder, Camtasia does more than just screen sharing or recording. The program gives you more flexibility and control over your footage. With a simple interface, it allows even beginners to work with video creation and editing tools with ease.

After editing, you can insert text into the video on Camtasia or add other details and effects to the video. The output video has many different formats, supporting export on many devices and websites such as standard size on YouTube. Readers can refer to 2 articles on cutting and merging videos on Camtasia at the link below.

1. How to cut and combine videos using Camtasia Studio
2. How to merge 2 videos into 1 using Camtasia Studio



The development team has also released a free mobile application for smartphones. With the mobile version, you can conveniently transfer data or content from your smartphone to the PC program. After you finish working on a project, the output files can be shared directly on YouTube, Google Drive, Vimeo, etc. In just a short time, Camtasia has become a full-fledged electronic editing tool, supporting teachers, administrators, and other professionals with their lessons or presentations.

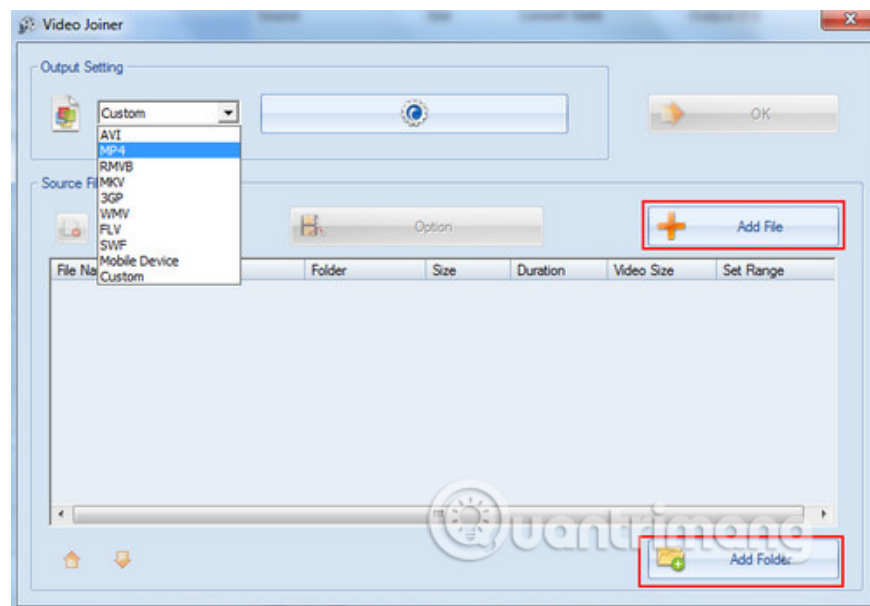
2. Format Factory

Format Factory is a powerful multimedia file converter that can convert any type of audio, video or image file in just a few seconds. Developed by Free Time, this free application stands out for its simplicity of use and wide support for many different file formats.

Unlike competitors like Handbrake, FormatFactory is known for its quick learning curve, allowing users to convert and optimize files in just a few clicks. It is therefore no surprise that the program has become a favorite among users looking for flexibility and speed when it comes to changing their file formats.

FormatFactory is a free program that can easily convert any type of image, audio or video file. It stands out for its wide flexibility, allowing users to adjust the format of media files in just a few seconds. The application is ideal for optimizing videos, making them compatible with most players and devices on the market, as well as converting large images or converting files to make them easier to share on the Internet.

You can use Format Factory to quickly cut and join videos as you want. Readers can refer to how to join videos on Format Factory in the article [How to join video files using Format Factory](#) .



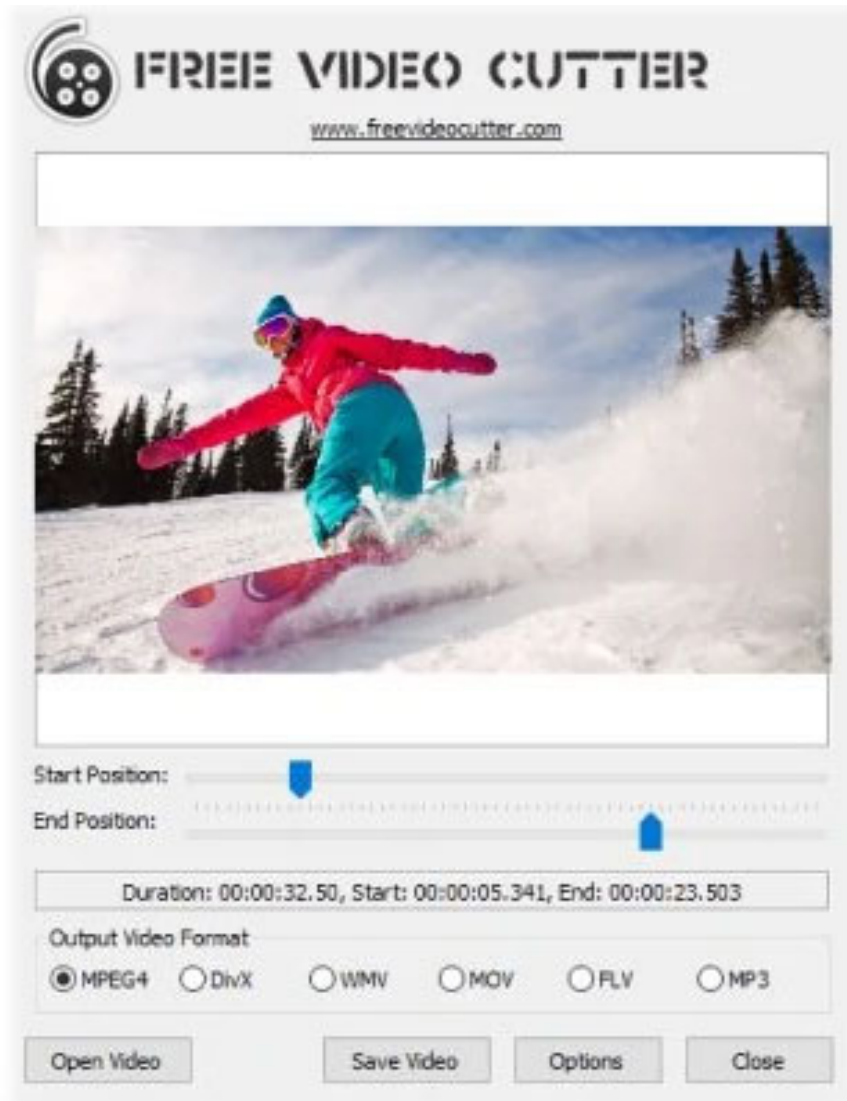
3. Free Video Cutter

1. Download Free Video Cutter

Free Video Cutter is a free video utility that helps you cut and split your video files into small sizes. Free Video Cutter supports major video formats including MPEG1/2, MPEG4, DivX, Xvid, AVI , WMV , MOV , etc., the output video has good video quality. No need for any professional IT skills, No need for any knowledge of all kinds of video formats, Free Video Cutter is very easy to use. No adware or spyware, this simple tool is 100% clean and safe. The program is very easy to use and completely free.

This tool is simple and effective. Open the video you want to cut, tell Free Video Cutter where you want the cutting to start and end, and then choose the output format. You can also use Free Video Cutter to extract audio from a video file and export it as an MP3 file .

If you dig into the settings, you can change the defaults for more precise cropping or turn off the thumbnail feature (which can slow things down with really large video files).



Options

- **Change the precision** : To set the cutting position of a video file, you need to set the precision value. The default precision value is 60, which means the program will set 60 positions for a video. For example, your video is 3 minutes long, then the duration of each video clip is 5 seconds long. If you need a larger value with large videos, you can change this precision value in the **Options** dialog box by clicking the "**Options**" button , adding a valid value from 10 to 200.

- **Don't create thumbnails** : If you need to work with very large video files, creating thumbnails for the video will take a lot of time, so you may need to turn this feature off. You can select "**Don't create video thumbs**" in the **Options** dialog box to turn this feature off.

Output video format:

1. MPEG4 (Moving Picture Experts Group)
2. DivX
3. WMV (Windows Media Video)
4. Quicktime MOV
5. Flash Video (*.flv)
6. MP3 (audio only)

You can use this tool to extract audio data from video files, creating original audio tracks for your movies.

Advantage

1. Very easy to use
2. Works great for simple cutting

Disadvantages

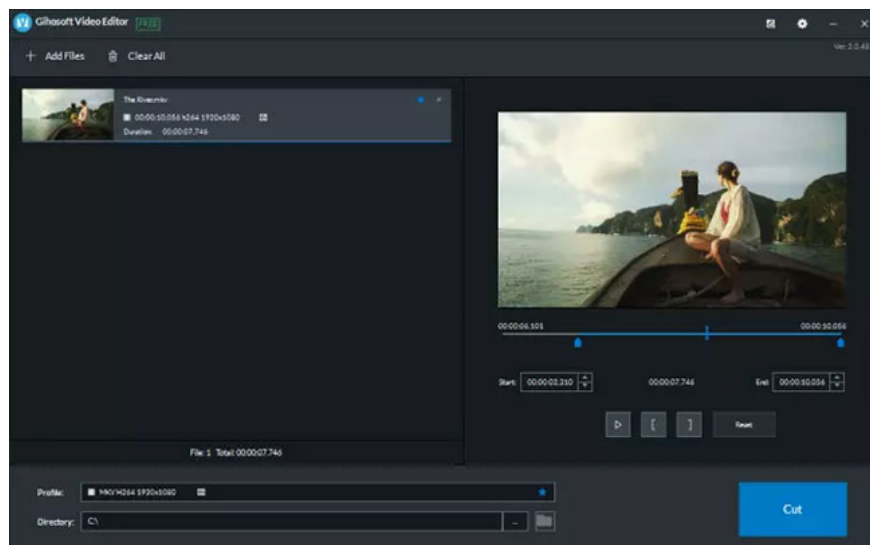
1. No other editing features
2. You may need to disable thumbnails of Free Video Cutter

4. Gihosoft Free Video Cutter

1. Download Gihosoft Free Video Cutter

Gihosoft Free Video Cutter is one of the most popular video cutting software that allows users to cut and split video files. It supports various video formats and allows users to split videos into multiple segments or remove unwanted parts of the video.

It also allows users to merge multiple videos into one file and convert videos to other formats. This software is very easy to use and has a user-friendly interface.



Gihosoft is designed to be user-friendly and easy to use for users of all skill levels. It supports a wide range of video and audio formats such as MP4, AVI, MOV, MKV, WMV, MP3, WMA, W4V, etc. Here are some of the key features:

1. **User-friendly Interface** : The software has a user-friendly interface, making it easy for users of all skill levels to use. The interface is intuitive and simple, so users can quickly learn how to use the software's features.
2. **Video Trimming** : The software allows users to trim videos by setting the start and end times. Users can select the exact portion of the video they want to keep and the software will delete the rest. This allows users to create custom video clips that they can share with others or use in their own projects.
3. **Cutting without affecting the quality** : One of the main features of Gihosoft Free Video Cutter is cutting videos without re-encoding. This ensures that the quality of the video is not affected. Unlike other video cutters, Gihosoft maintains the original video quality, which is especially important for high-resolution videos.
4. **Preview Feature** : The software has a built-in video player that allows users to preview their video before cutting. This allows users to make sure that they are cutting the right part of the video and that the end result will satisfy them.
5. **Fast cutting speed** : Gihosoft cuts videos quickly and efficiently so users don't have to wait long for the process to complete. This makes it a great tool for users who need to cut multiple videos quickly.
6. **Supports multiple video formats** : The software supports a variety of video formats, making it easy for users to work with their existing files. This eliminates the need to convert video files to another format before cutting them.
7. **Compatibility** : Gihosoft is compatible with Windows and Mac operating systems, which means users can use it on their preferred platform.
8. **Language Support** : In addition to these essential features, the software also supports multiple languages, including English and Chinese.

Advantage

1. Supports all major video and audio formats
2. No need to re-render the video once you're done

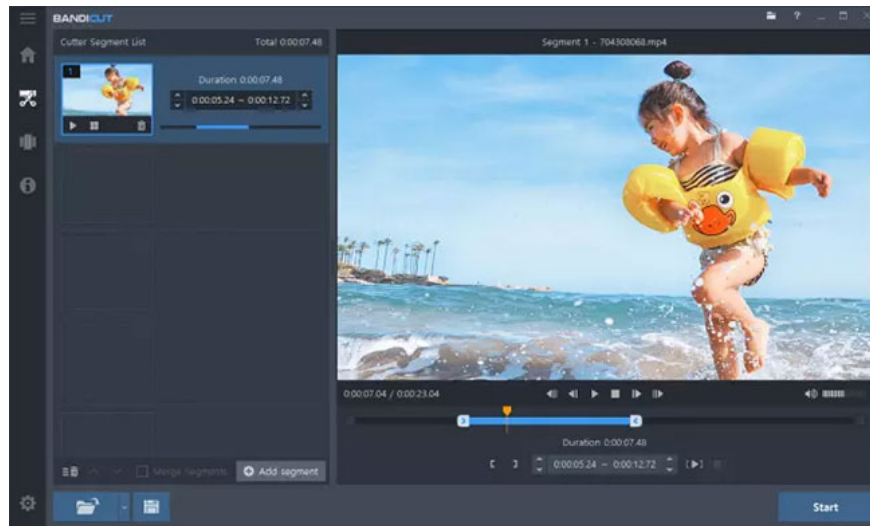
Disadvantages

1. Video joiner feature is not available in this app. That requires a separate download
2. Cutting is the only function of this app

5. Bandicut Video Cutter

1. Download Bandicut Video Cutter

If you need to cut a video saved on your computer and don't want to use complicated editing tools like Adobe Premiere, Final Cut or Sony Vegas to do it, Bandicut Video Cutter is a simple application that you can use to cut videos the way you want, quickly and easily.



Bandicut has a very narrow scope, which means that developers can really focus on its core functionality of cutting and joining videos. That said, there are a number of other features that add value to Bandicut. For example, it can be used to extract audio from video files, which can then be exported to MP3 files.

Bandicut Video Cutter is quite intuitive and makes cutting videos much easier. First, select the video you want to cut and place it in the editing bar to split. You can select the part you want to cut from the timeline or use the numbers on the left.

Trimming and splicing can be done frame by frame, which increases precision when editing video. Video can be re-encoded into a number of different formats, including all the most popular video formats available, but it can also be trimmed in "High Speed" mode, which retains the encoding and quality, and is much faster. Hardware acceleration is also supported.

If you need simple video trimming capabilities but don't want to pay for a professional video editor, Bandicut will do the job just fine. However, you will have to pay a little extra to remove the watermark from your exported video. Note that processing times will increase significantly if you don't use High Speed mode.

Bandicut Video Cutter is a simple application that you can use to edit your videos the way you like even if you don't have much experience, whether you have more powerful applications installed on your computer or not.

Advantage

1. Very nice and friendly video cutter
2. Runs on all Windows versions from Vista to Windows 10

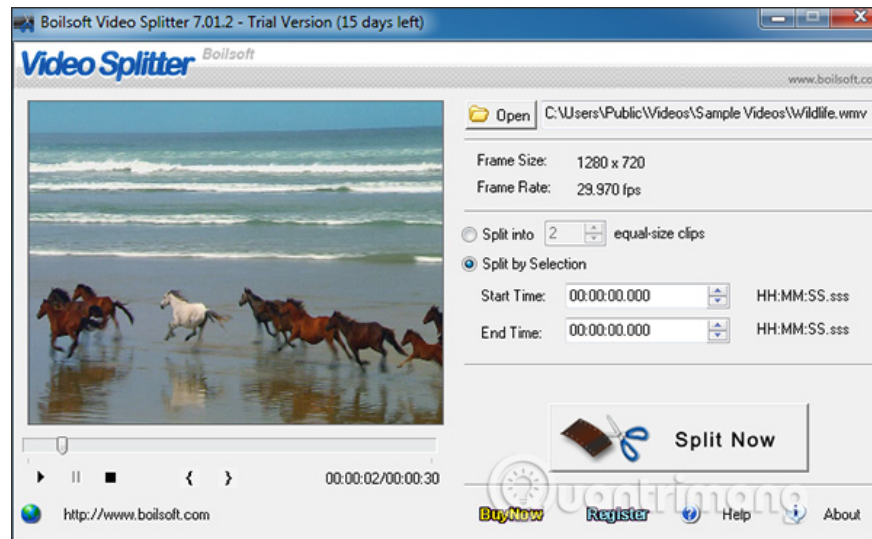
Disadvantages

1. Free version is very limited
2. Free user videos are watermarked

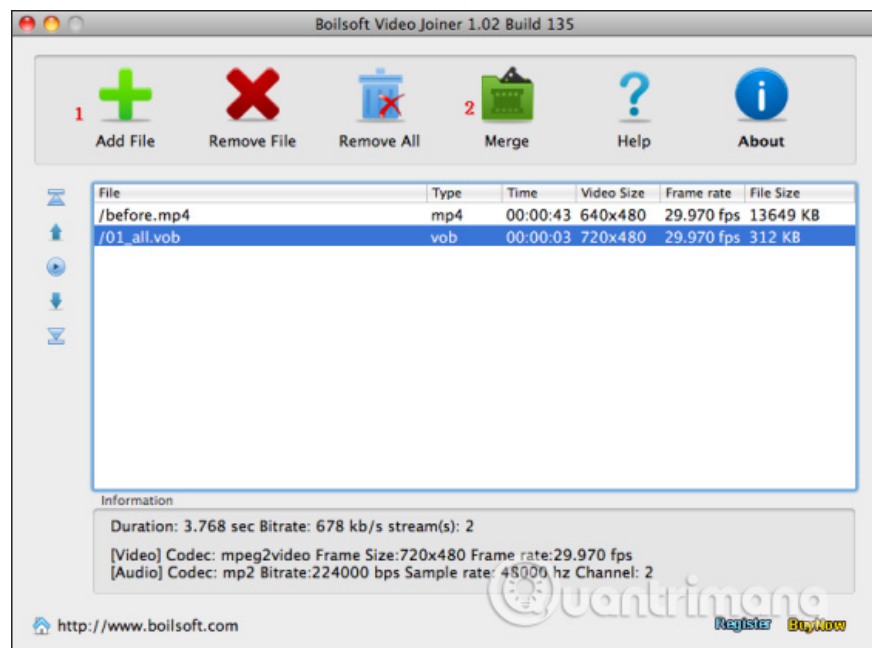
6. Join videos with Boilsoft Video Joiner

1. Download Boilsoft Video Joiner

Boilsoft Video Joiner supports users to join multiple video files into one video without changing the quality and content of the video. The software supports popular video formats such as AVI, MPEG, RM, ASF, WMV, 3GP, MKV, FLV or MP4 videos. We can cut videos into small parts, change the video extension after joining videos quickly and easily.



The software does not limit the number of videos to be joined together and you can change the order and position of the videos during the joining process. The easy-to-use interface is also a strong point of Boilsoft Video Joiner.



Some of the outstanding features of Boilsoft Video Joiner include:

1. Join all types of video files into one big file - combine vacation, wedding and family videos into a much more interesting movie
2. Join video files directly without re-encoding: Direct Stream Clone Mode joins files of the same type without re-encoding, very fast and without quality loss. The output file quality is the same as the source

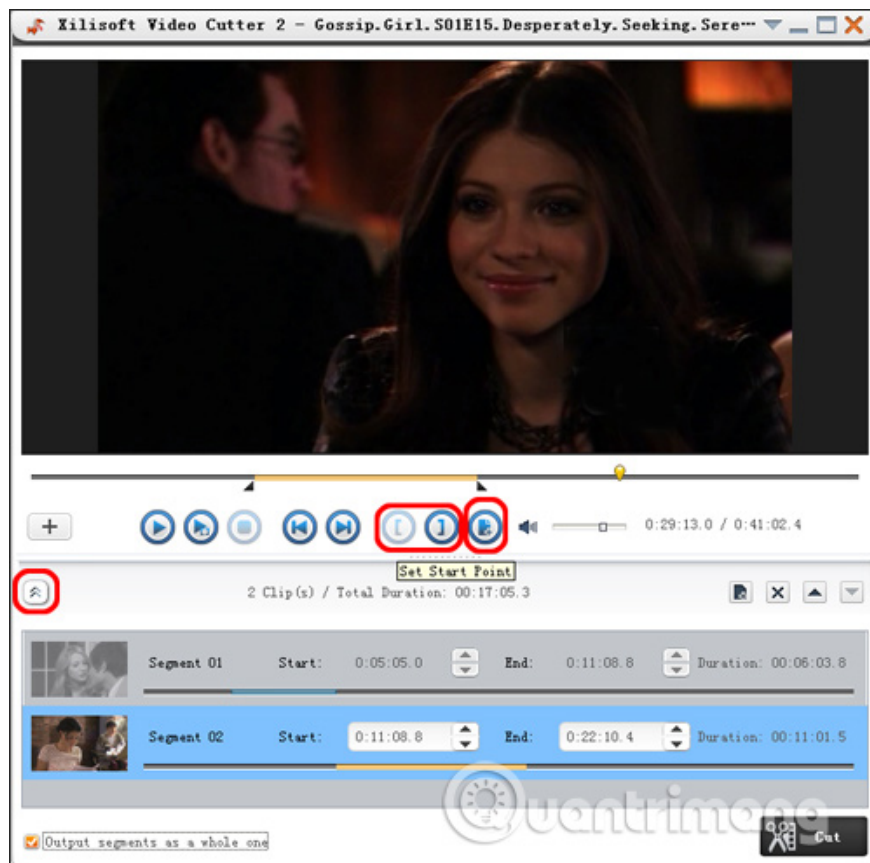
video/audio quality.

3. Merge your favorite video files to another format like 3GP, AVI, DVD, FLV, iPod, MP3, MP4, MPEG, PSP, RM, SVCD, VCD, VOB, WMV
4. Combine unlimited number of video files in different formats: Encode Mode supports combining any format, any file type together and output any file format you like. Supports almost all types of video formats.
5. Extract audio from multiple videos and output one audio.
6. Provides predefined Video Encoding profiles optimized for the best viewing experience
7. Videos of the same format and properties can be joined together 10 times faster without losing quality.
8. Simple GUI and very easy to use: Boilsoft Video Joiner supports video preview, "Drag & Drop" operation, create perfect customized videos by adjusting bit rate, aspect ratio, codec, frame rate, frame size, etc.
9. Predefined Video Profiles: Boilsoft Video Joiner provides best practice encoding profiles for playing videos on mobile, tablet, and desktop. You can use these presets for any aspect ratio video. However, if this predefined profile does not meet your needs, you can choose to create your own responsive video encoding profile.

7. Cut video with Xilisoft Video Cutter

1. Download Xilisoft Video Cutter

Xilisoft Video Cutter is a powerful video cutting software that supports converting video formats after cutting and merging. The formats that the software currently supports are very rich such as DAT, AVI, MPEG, MP4, WMV, 3GP, H.264/MPEG-4 AVC, H.264/PSP AVC, MOV, ASF. Users select the video segment to cut by moving the time bar, or enter the time segment to cut so that Xilisoft Video Cutter can process the video. The cutting process takes place immediately after that.



If you are fed up with various ads playing before videos, Xilisoft Video Cutter can remove them. This simplest video cutting software can cut large video files and remove unwanted parts like ads, outro and trailer.

Leave the scenes you like and remove the ones you don't. With this easy video cutter, you can freely select the segment you want by using the slider. All the clips will be displayed in the interface for you to browse. Xilisoft Video Cutter is a comfortable video cutter to cut videos without loss, and it is also quite fast.

In short, with Xilisoft Video Cutter, you can:

1. Cut video, select and cut video segments from your favorite files
2. Cut unwanted segments and leave desired clips
3. Cut AVI files, MPEG/MP4 files, WMV files, 3GP files, MPEG files, MOV files and export complete clips
4. Cut videos with high precision and no quality loss: Easily cut videos by visually defining time or length into small clips, output them as a whole with set start and end points, even accurate to seconds and frames.
5. Video Preview: Xilisoft Video Cutter provides a built-in player that allows you to view the part you want and also preview the output file, that is, consecutively view every segment you select.
6. Xilisoft Video Cutter supports post-conversion actions like auto shutdown, close application or hibernate after conversion is complete.
7. Multilingual Interface and Interface: The video cutter software provides eight language interfaces including English, German, Spanish, Italian, French, Japanese, Simplified and Traditional Chinese. Several interfaces you can choose when your mood changes.

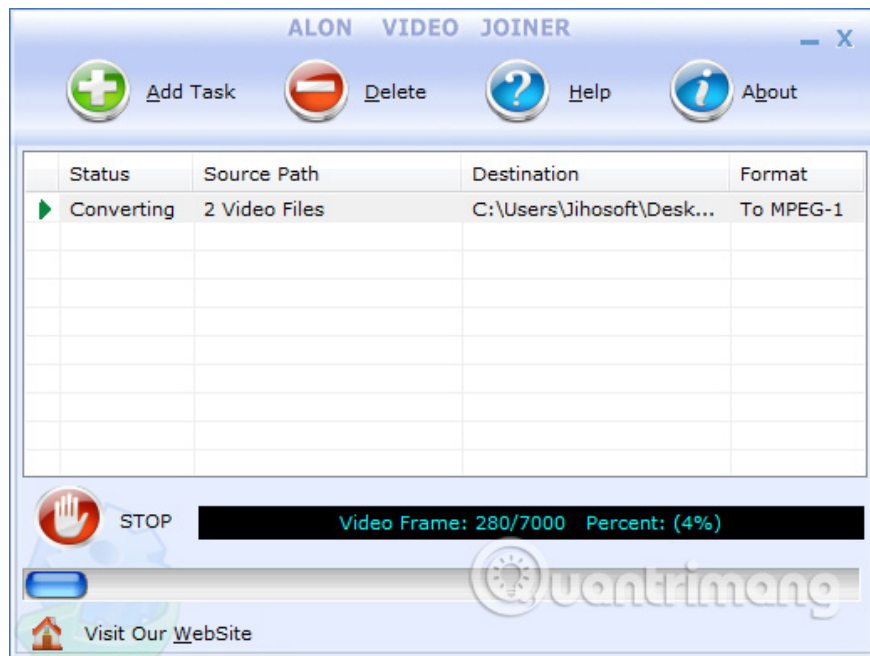
8. Alon Video Joiner

1. Download Alon Video Joiner

Alon Video Joiner is an application with a pretty self-explanatory title - it allows you to merge video files. But you can also convert them to AVI, MPEG, WMV and MOV formats.

Alon Video Joiner supports joining multiple videos into one complete video, supporting many formats such as AVI, MPEG/MPG, MP4, MOV, RealMedia and WMV/ASF. You can change the order of the clips before joining them together, as well as change the format of the videos involved in the joining process.

The video cutting feature is also available on Alon Video Joiner for users to select the video segment they want, then join multiple videos together without having to have the same format. Users only need to choose the output format for the new video, the software will automatically convert the videos during the conversion process to the selected format.



The program interface is very simple and intuitive. You can only import videos into the list via the file browser, as the "drag and drop" method is not supported.

In the list, you can check the status, source path, destination and format of each task. So after you import the video, you can specify the output profile, destination and file name, then continue the task by pressing the **"Start" button**.

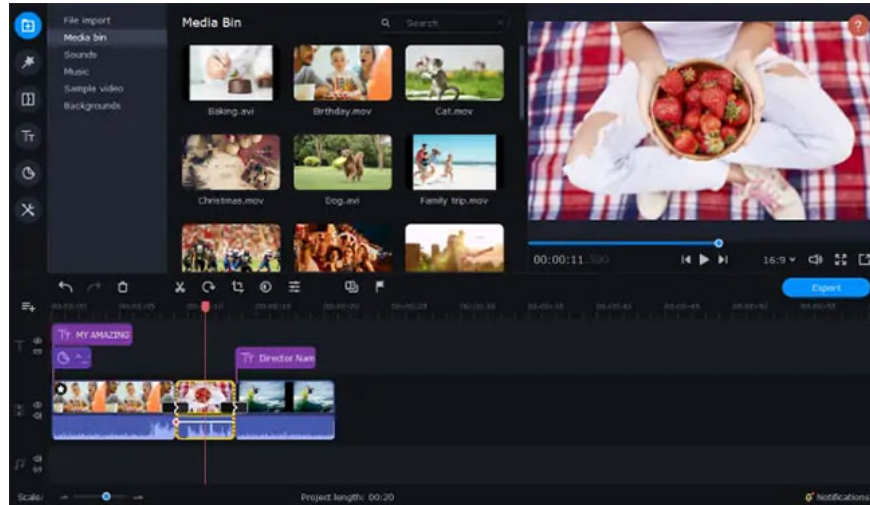
But you can also move items up and down in the list, set width, height, frame rate and codec, as well as delete tasks. The program takes up a fairly low amount of system resources, can take a while to complete a task and manages to maintain good image and sound quality after conversion. It can be easily used by individuals with any level of technical experience.

Note that the software can be launched on the following operating systems: Windows XP, 7, 8, 10 32-bit. Unfortunately, the application froze and crashed several times during testing. It seems that it has some compatibility issues with Windows 7. Also, there is no help file available.

9. Movavi Video Editor Plus

1. Download Movavi Video Editor Plus for Windows
2. Download Movavi Video Editor Plus for Mac

Movavi Video Editor Plus is a full-featured video studio that not only cuts videos but also allows you to create attractive videos with special effects, filters, and transitions. It is ideal for beginners as well as professionals. You can download the free trial version to see if this tool is right for you.



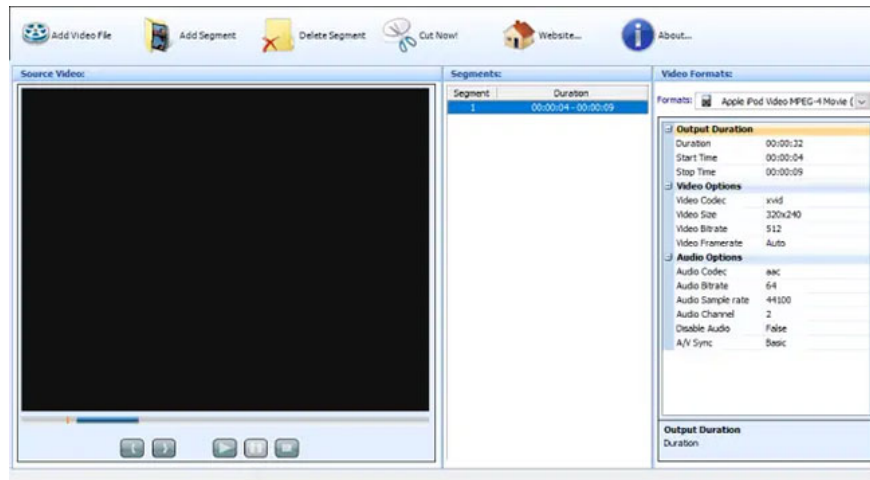
10. Weeny Free Video Cutter

1. Download Weeny Free Video Cutter

Weeny Free Video Cutter is a free video cutting software to cut video files into small parts. Weeny Free Video Cutter can cut video files from many formats like 3gp, asf, avi, flv, mp4, mpg, rm, rmvb, vob, wmv, etc. into 3gp, avi, flv, mp4, mpg or wmv files.

With this great program, you can trim downloaded videos to export the necessary parts without including trailers or commercials.

Weeny Free Video Cutter also provides customization functions that allow you to modify clip order, rename output, and adjust output settings like video codec, video size, video bitrate, video frame rate, audio quality, and volume.



Weeny Free Video Cutter helps to share or backup large video files. For example, a video file larger than 1 gigabyte can be split into smaller pieces, which can then be easily uploaded to a video sharing site like YouTube or an online storage service like RapidShare.

Weeny Free Video Cutter works on Windows XP, Windows Vista, Windows 7 and Windows 10, both 32-bit and 64-bit versions.

Click the download button above to download Weeny Free Video Cutter full version. The full version includes a complete setup file and does not require any additional video or audio codecs to run. The full version also means that Weeny Free Video Cutter software does not have any watermarks, annoying screens, expiration times or feature limitations.

Advantage

1. You can change the order of your clips
2. The application supports many old file formats.

Disadvantages

1. The video scroll bar is a bit difficult to use
2. Pretty basic tools

11. iTech Video Cutter

1. Download iTech Video Cutter

iTech Video Cutter has been around for years and is still in version 1.0, so don't expect frequent updates. The interface looks like a video player, and it's basically just a big video window with a few buttons at the bottom. Like other free video cutting apps, iTech Video Cutter keeps things as simple as possible. You just set the start and end points for your clip, hit a button, and the tool does the rest. The app saves in the same format as the original file – there are no conversion options here.



Advantage

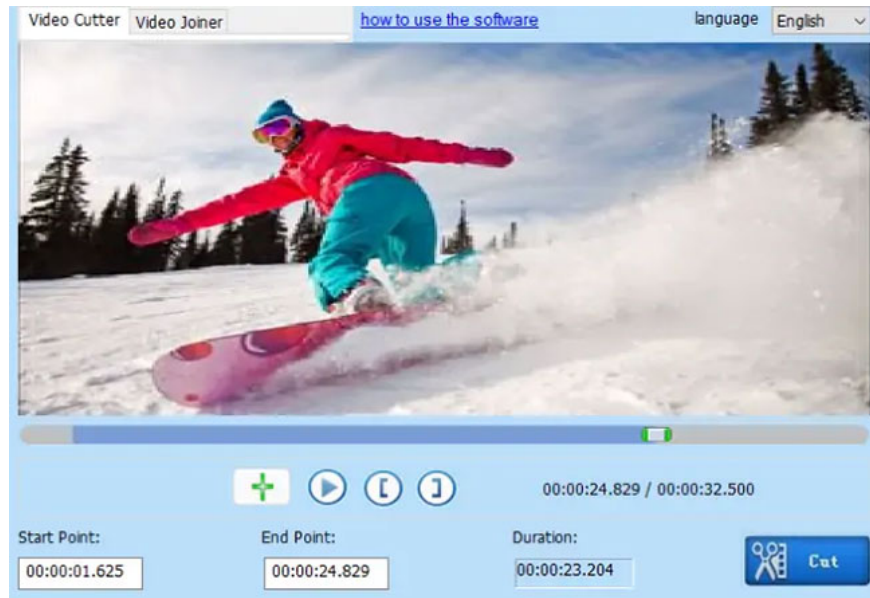
1. Many formats are supported including audio.
2. Very simple to use

Disadvantages

1. No video conversion option.
2. The tool has not been updated for a long time.

12. Free Video Cutter Joiner

1. Download Free Video Cutter Joiner



Free Video Cutter Joiner is a Windows application that allows you to join cut clips and save the result as a single file. The program works on PCs running any version of Windows since Windows XP, and while there is a Mac version available for download, it is very old and has been replaced by another application, Video Scissors for Mac.

Free Video Cutter Joiner offers a tabbed interface: One tab for cutting and one tab for joining. The program supports AVI, MP4 and MOV as well as some older file formats.

Advantage

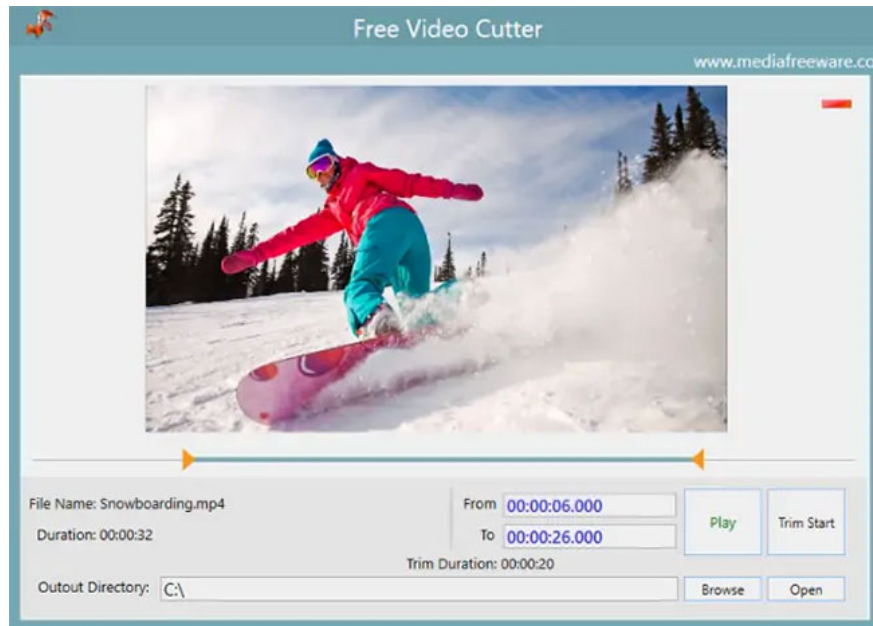
1. The tool can join clips together as well as cut them.
2. Works on almost any PC

Disadvantages

1. The Mac version is obsolete, replaced by Video Scissors.
2. The cutting process is fast but the encoding process is a bit slow

13. MediaFreeware Free Video Cutter

1. Download MediaFreeware Free Video Cutter



MediaFreeware Free Video Cutter includes a preview so you can make sure everything is ok before saving the file.

The MediaFreeware Free Video Cutter interface is a simple window with a timeline, output options, and playback controls below the video preview. You can drag and drop files into it. MediaFreeware Free Video Cutter supports the main AVI, MPG, and MP4 formats. There are no joiners or other video editing features here. Overall, this is a simple, no-frills tool designed to get the job done with as little fuss as possible.

Advantage

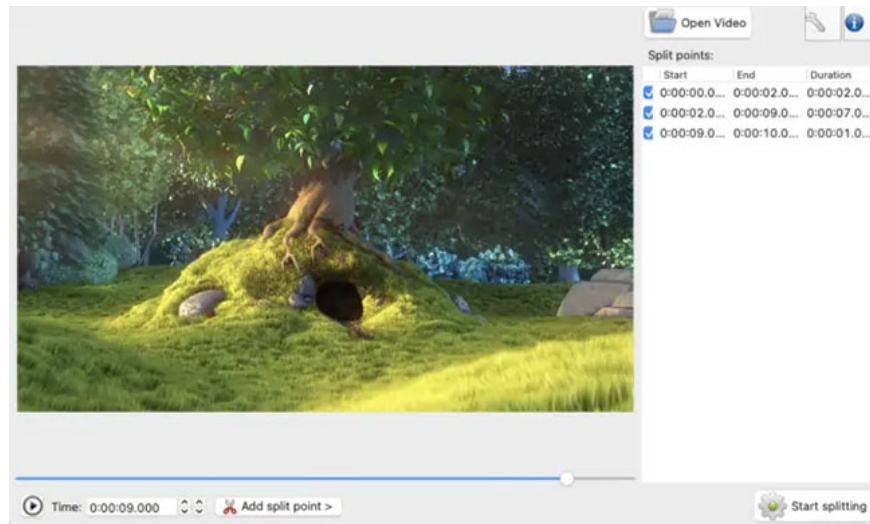
1. You can preview the video without saving it.
2. The tool is very simple and easy to use.

Disadvantages

1. It is purely a cutting tool, does not allow for video splicing or editing.
2. Does not support as many file formats as other applications

14. MP4Tools

1. Download MP4Tools



MP4Tools is two applications: a video joiner, MP4Joiner, and a free MP4 file cutter, MP4Splitter. MP4Splitter makes it easy to split a video file into multiple files, and MP4Joiner makes it easy to join clips into a single file without losing quality or having to re-encode.

While MP4Tools is available for Mac, you may run into issues. You'll need to override your Mac's security to install the tool, and while exporting is pretty quick, the app's interface is sluggish even on a powerful Mac.

Advantage

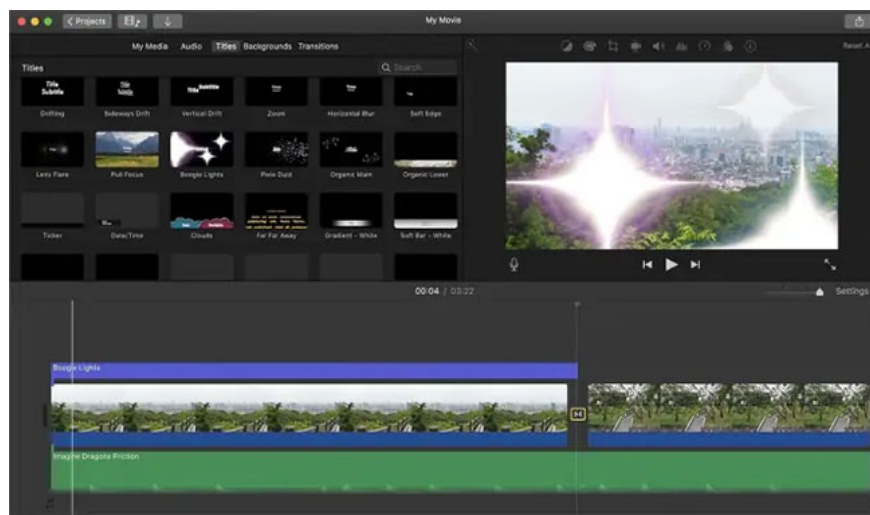
1. Split and join MP4 files simply and effectively.
2. You can choose to re-encode the video or not.

Disadvantages

1. The tool is only for MP4 files.
2. The interface is very slow on Mac.

15. iMovie

1. Download iMovie



iMovie has been included on new Macs for years now, and it has evolved into a very sophisticated video editing app – although it's not for PCs, of course. It's easy to use, and comes with a great collection of templates and transitions, and the trailers in particular are a delight. It's the epitome of Apple software: stylish, efficient, and easy to use for beginners.

Advantage

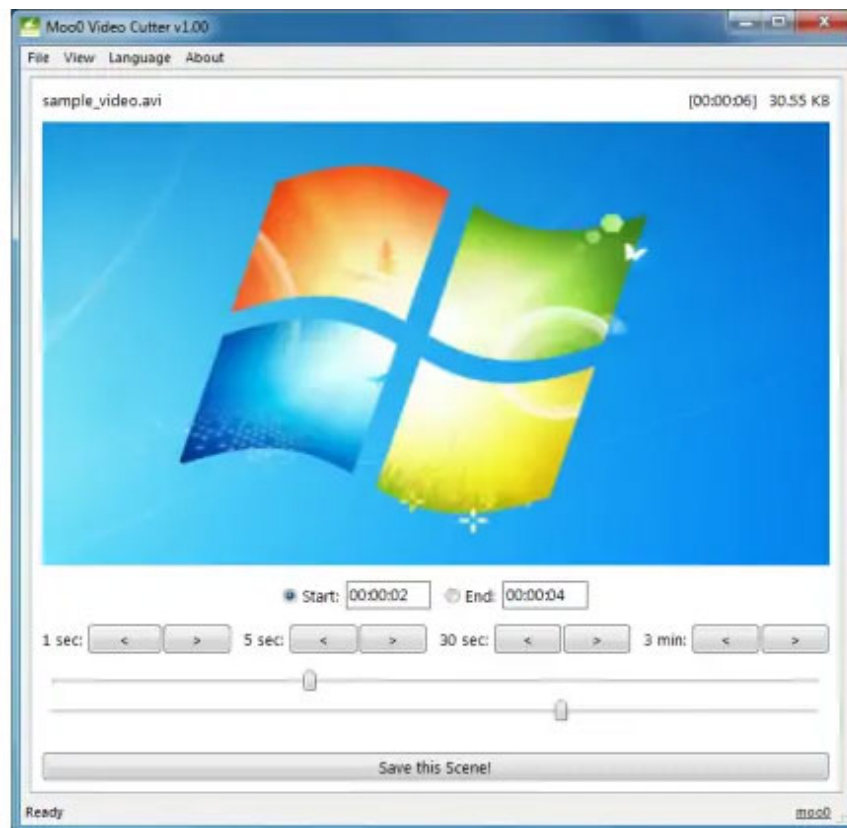
1. Easy to use.
2. Great templates.
3. Looks and acts like an expensive app.

Disadvantages

1. The program is for Mac only.
2. Video rendering may take a while.
3. Clips can get very large if you're not careful.

16. Moo0 Video Cutter

1. Download Moo0 Video Cutter



There are many reasons why someone might need a video cutter, but you don't always need an expensive, professional video editor just to cut a few seconds out of a video. Luckily, there are software like Moo0 Video Cutter that are specifically designed to do just that. The program is pretty simple.

The interface consists of a preview window and two sliders where the user can select the start and end points of the video segment to be trimmed. The timings will be reflected in the start and end boxes below the preview window. There are also forward and backward buttons. Once you have selected the start and end times of the video, simply click **Save this Scene** and the edited video will be saved.

Moo0 Video Cutter claims to be the fastest lossless video cutter available. It performs non-destructive editing, so when you cut a clip, it keeps the original and saves a new version of the file containing only the selected cut.

Moo0 Video Cutter was under continuous development until mid-2019, but it doesn't seem to have been updated since. It's very simple and fast to use, and the features it offers are very basic. To be fair, this article doesn't consider it the best free video cutter, unless you just want the video cutting feature and nothing else.

Advantage

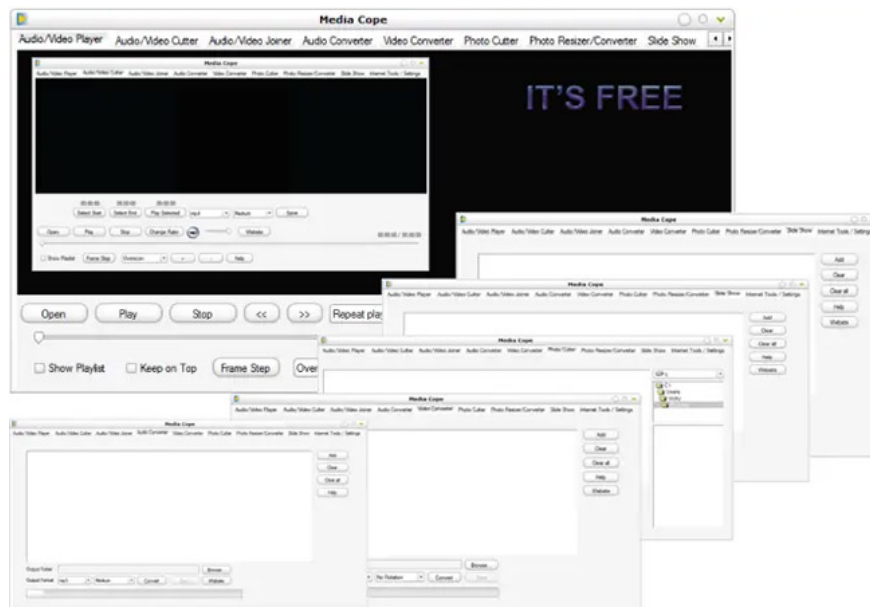
1. Run very fast
2. Minimal system requirements
3. Is free software
4. Do not destroy the original
5. There are forward and back buttons with 1, 5, 30 second and 3 minute markers

Disadvantages

1. Can only perform one function which is video cutting
2. Cannot preview cuts
3. It is not known how long the new cut is.

17. Media Cope

1. Download Media Cope



Media Cope is one of the multifunctional applications that will be welcomed by thousands of users as it offers many great features in the same interface.

With this application you will be able to play any audio or video file or view any image very easily and simply.

But that's not the only feature Media Cope has. In fact, it's the most basic feature because it also offers the ability to convert formats, crop and edit media files, resize, create slideshows and presentations, and more.

If you are new to video editing, don't worry, as each different tool is placed in a different tab, so just go to the action tab you want to perform and follow the simple steps.

Media Cope is also a fast and efficient converter. It can be used to convert between various video and audio files easily and conveniently. Media Cope also allows choosing different quality levels for the output files.

Media Cope supports MP3, WAV, AAC, WMA, FLAC, M4A, AC3, MP4, 3GP, WMV, MOV, AVI, MPG, FLV, MKV, VOB, JPG, BMP, GIF, TIFF, PNG, EMF, WMF, etc., so it seems like you won't have any format issues.

This handy app doesn't just handle video and audio files. It also handles images. It can crop, resize, and convert them. It can also create slideshows from images.

All of these key functions of Media Cope are provided as separate interface tabs, making Media Cope very easy to use. It is intuitive, simple and easy to understand, making it a suitable tool even for complete beginners.

Advantage

1. Simple, easy to use.
2. Low system requirements.
3. The software is completely free.

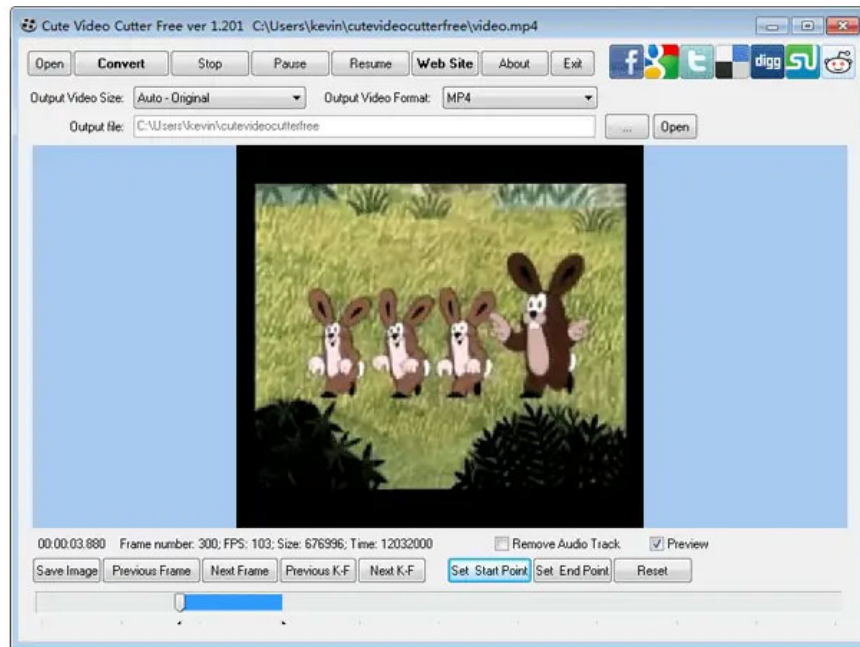
Disadvantages

1. Not updated in years.
2. Old style interface.
3. There are many other better free software applications.

18. Cute Video Cutter Free

1. Download Cute Video Cutter Free

<http://www.videotool.net/video-cutter-free-version.htm>



Cute Video Cutter Free is a free easy-to-use video utility that helps you cut and split your video files into small sized parts, can cut large video files and remove unwanted parts. Supports lossless compression and retains the best video quality.

Cute Video Cutter Free works well with many file formats like AVI, MPEG-1/2, DVD/SVCD/VCD, VOB, DAT, ASF, WMV, Divx, xVid, MOV, MP4, iPod, PSP, iPhone, Zune, BlackBerry, Apple TV, M4V, MPA, 3GP, MKV, RM, RMVB, SWF, FLV video formats like AVI cutter, 3GP video cutter, etc...

This simplest video cutter software can freely select the region by using the slider. All clips will be displayed in the interface for you to browse. No need any professional IT skills, No need any knowledge of all kinds of video formats.

Cute Video Cutter Free isn't the best free video cutter out there, but it's still pretty good. This Windows app uses a tabbed interface that's easy to navigate, without too much clutter on the screen. Overall, Cute Video Cutter Free runs well and is fast.

The main functions of Cute Video Cutter Free include:

1. Video Cutter: Select and cut video segments from your favorite files.
2. Cut out unwanted segments and leave the desired clips.
3. Cut AVI, MPEG/MP4, WMV, MOV, FLV, 3GP video files.
4. Support lossless compression and retain the best video quality.

Advantage

1. Built-in encoder and decoder.
2. Easy to use.
3. Free software.

Disadvantages

1. Very basic.

2. Long time no update.

Above are some professional video editing software on computers. Most formats support popular video formats today, so it is very convenient for users in the video processing process.

Hope this article is helpful to you!

You finished reading the article "**Top 18 best video editing software**" edited by the [TipsMake](#) team. We hope this article has provided you with many useful tech tips and tricks. You can search for similar articles on tips and guides. Thank you for reading and for following us regularly.