

# Top 10 typing practice games for children, helping them type faster with all ten fingers.

Discover the Top 10 best 10-finger typing games that help you learn to type quickly, accurately, and efficiently while having fun. From falling letter typing and racing games to zombie shooting, all help improve your typing speed, reflexes, and skills every day.

**Typing games** can make learning more engaging for children. Try these 10 fun and effective games to spark your child's interest.



Top 9 fun and engaging 10-finger typing games for children.

## Contents:

1. Falling Blocks Game .
2. Dance Mat Typing .
3. Keyboard Climber 2 .
4. The Typing of the Ghosts .
5. Type-a-Balloon .
6. Keyboard Ninja .
7. Flappy Tying .
8. Keyboard Candy .
9. Typing Race .
10. Typastic .

# ***1. Falling Blocks Game - Practice your typing speed with each falling letter.***

Falling Block Game is one of the most fun typing games on TypingTop.com. Your task is simple: type the characters that appear on the screen as quickly as possible before they fall to the bottom. Each time you type correctly, the character disappears immediately, giving you points and allowing you to continue to conquer the next level.

## **How to play:**

- When the game starts, letters or words will gradually fall from the top.
- Your task is to type the corresponding key as quickly as possible.
- Each character disappearing at the right time gives you points and extends your time.
- If too many characters reach the bottom, you lose and have to start again!
- Note: When playing, you should turn off the Vietnamese input method (Unikey or Vietkey) to prevent children from making mistakes when typing.

## **Benefits & advantages:**

The 'Falling Block' game is not only entertaining but also helps you:

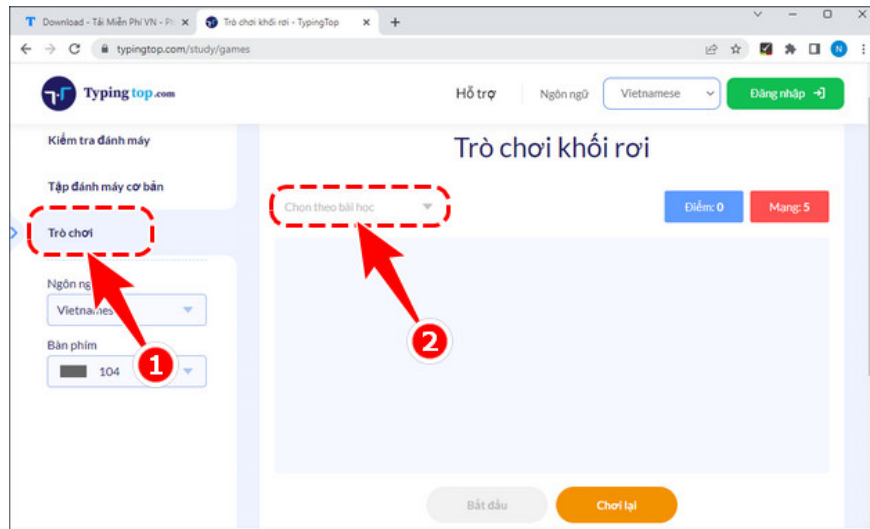
- Increase typing speed: develop quick reflexes to each character that appears unexpectedly.
- Improve accuracy: train your fingers to move to the correct position on the keyboard.
- Develop reflexes and concentration: you must observe, process, and type in a split second.
- Track your progress: each game is an opportunity to improve your skills and break personal records.

## **Why play Falling Blocks on TypingTop?**

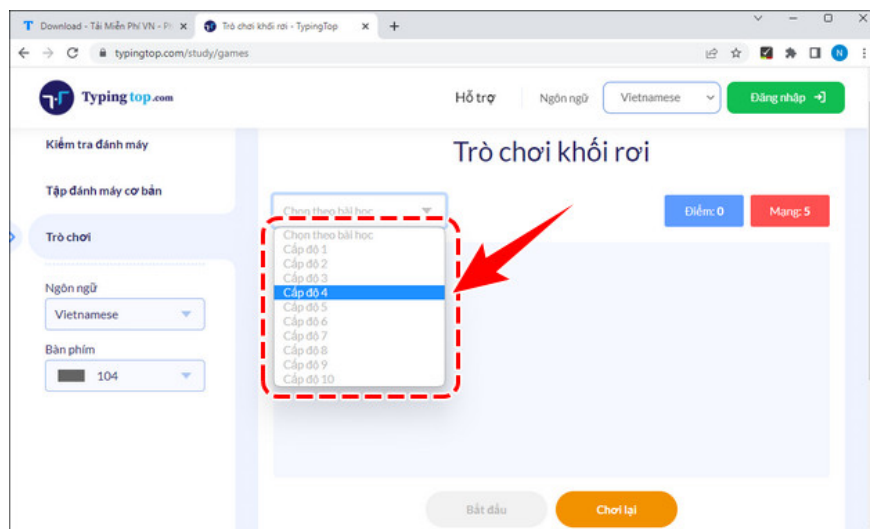
- Completely free and runs directly in your browser, no installation required.
- Simple, easy-to-understand interface, suitable for all ages.
- Integrated into TypingTop's typing practice system - helps you learn 10-finger typing through games in the most natural and fun way.
- No download or installation required
- Works well on Windows and Mac operating systems
- Multiple difficulty levels, challenging your limits.
- Free, no registration or login required.

## **====> Game Link**

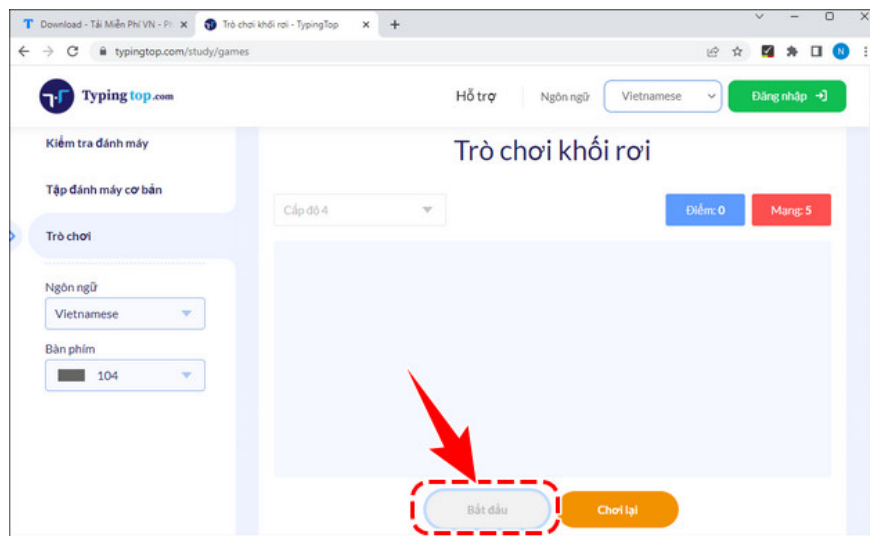
- Select "**View details**" in the "**Typing speed**" section .
- Select "**Games** " => click the "**Select by lesson**" box .



- Choose **your game level** ; the higher the level, the harder the game becomes and the faster the letters fall, so be mindful of this before playing.

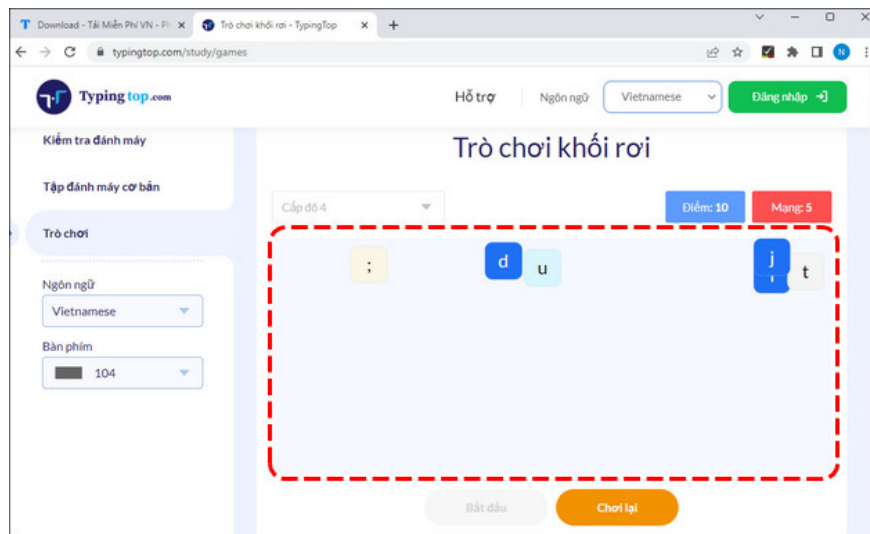


- Press **Start** to play the **Block Dropping Game** .




- **Rules:** Type the keys to make the letters disappear from the screen.

+ **Note:** You must type the exact letters as they appear on the screen. Typing incorrectly costs you one life. When you run out of lives, the game ends.



## ***2. Dance Mat Typing - Online 10-finger typing practice lessons***

Dance Mat Typing is a 10-finger typing practice game designed to help children familiarize themselves with the positions of characters on the keyboard. In the first level, children will learn the main row of keys (A, S, D, F, G, H, J, K, L). In subsequent levels, they will learn the keys on the top and bottom rows with the help of some cute animal characters.



In the final level, Claudette the cat will guide children on how to capitalize letters using the Shift key, and how to type single quotation marks, slashes, and periods.

Besides familiarizing themselves with the key positions, this typing practice game also teaches children how to properly position their hands on the keyboard, avoiding incorrect postures and preventing the formation of bad habits later in life.

Access the Dance Mat Typing game [HERE](#)

### ***3. Keyboard Climber 2 - A game to practice fast 10-finger typing.***

In the typing practice game Keyboard Climber 2, children's task is to help the monkey jump onto the stone platforms by recognizing the letters displayed on the screen and typing the corresponding characters on the keyboard. For each correct character typed, the monkey will receive a bunch of bananas. Conversely, if a character is typed incorrectly, a coconut will fall on the monkey's head, and the child will have to start that level again.



Because **Keyboard Climber 2** doesn't support a timer, this typing practice game is ideal for young children to get acquainted with the keyboard and can be played at different speeds.

Access the game Keyboard Climber 2 [HERE](#)

#### ***4. The Typing of the Ghosts - A game to improve your typing speed.***

Unlike some other 10-finger typing games in this article, **The Typing of the Ghosts** is designed for older children who have already mastered typing skills but want to improve their speed.



In this game, children are given five lives, and their task is to type the characters displayed on the screen as quickly as possible to prevent the ghosts from reaching them. Each ghost can take one life if the child's typing speed is not fast enough.

Access the game **The Typing of the Ghosts** [HERE](#)

#### ***5. Type-a-Balloon - Typing practice software for children***

The goal of the typing practice game **Type-a-Balloon** is simple: poke the balloons before they fly into the air. To do this, children will have to type the letters that appear on each balloon.



Each game gives children 5 lives; each time a ball flies away, they lose one life. Additionally, typing a wrong letter results in a 1-point deduction. Basically, this typing practice game is suitable for all ages (including parents) to train and improve their typing skills.

Access the game **Type-a-Balloon** [HERE](#)

## ***6. Keyboard Ninja - A typing skills training game for PC***

With the 10-finger typing game **Keyboard Ninja**, children will experience cutting fruit in Ninja style by typing the letters displayed below each type of fruit. The challenge is that if they accidentally cut a bomb, the game will end and they will have to start over.



In addition to the three difficulty levels, Keyboard Ninja also allows players to choose the keyboard they want to practice on.

Access **the Keyboard Ninja** [game](#) **HERE**

## 7. *Flappy Typing - A game to improve typing speed.*

Similar to **The Typing of the Ghosts**, **Flappy Typing** is also an ideal typing practice game for children who are already proficient with a keyboard and want to improve their typing speed and skills. In it, children can choose one of six cute characters and keep them flying in the air by typing letters.

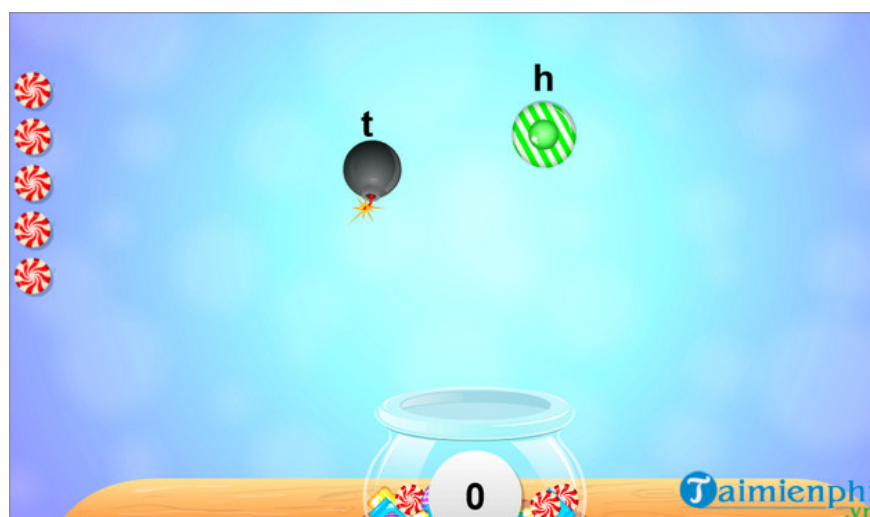


There are four difficulty levels for children to choose from, and each level provides statistics such as WPM and accuracy at the end of the game.

Access the **Flappy Tying** game [HERE](#)

## 8. *Keyboard Candy - A game to practice 10-finger typing.*

In **Keyboard Candy**, children's task is to quickly type the letters on flying candies to collect them in the candy bucket. Overall, this typing practice game helps children hone many keyboard skills, focusing on different areas such as numbers, symbols, and letter groups.



In addition to providing statistics at the end of each level, the typing practice game Keyboard Candy also provides information to help parents identify which keys their children are having difficulty typing and help them improve their typing skills.

Access **the Keyboard Candy game** [HERE](#)

## ***9. Typing Race - A game to practice 10-finger typing on the computer.***

Developed based on the gameplay of popular racing games, **Typing Race** helps children improve their typing speed and accuracy by guiding the racing car to the finish line. The faster and more accurately children type, the faster the car will move, and vice versa.



Typing Race is the perfect choice to help children develop their typing skills at all levels. The first levels challenge only one character, but the difficulty increases progressively with words that have more characters.

Access the **Typing Race game** [HERE](#)

## ***10. Typetastic - A tool for practicing 10-finger typing for children.***

**TypeTastic** offers over 700 typing activities for all ages, helping children become familiar with and proficient in typing skills through various games.



Each typing game in **TypeTastic** is designed to include a full range of skills and different progressions to help children improve every day and master their keyboard.

Access the **Typetastic** game [HERE](#)

Start now by helping your child get acquainted with and master the keyboard with the Top 9 fun and effective **typing games for children that we've just introduced above. Additionally, you can also check out the top 10-finger typing practice software** here, suitable for all ages. Good luck!

You finished reading the article "**Top 10 typing practice games for children, helping them type faster with all ten fingers.**" edited by the [TipsMake](#) team. We hope this article has provided you with many useful tech tips and tricks. You can search for similar articles on tips and guides. Thank you for reading and for following us regularly.