


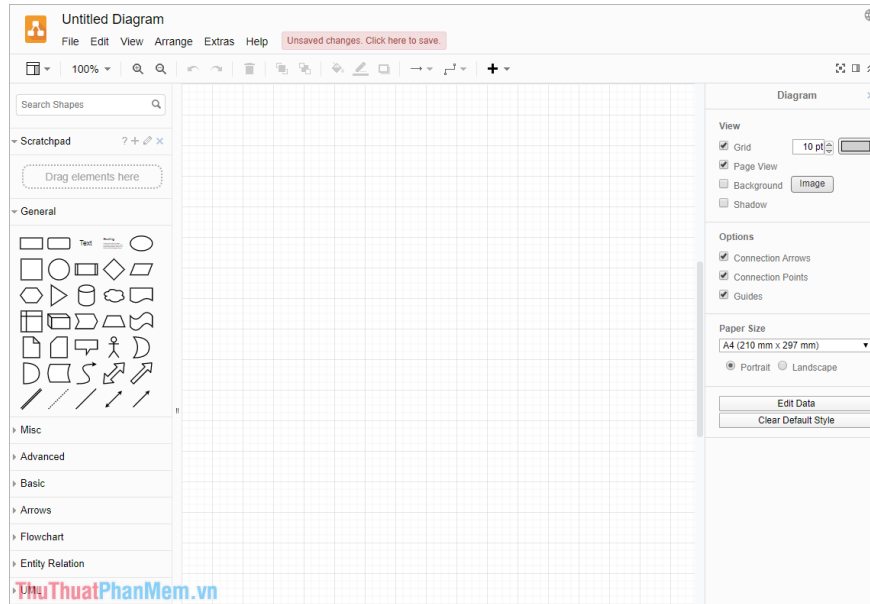
Lucidchart is known as the best flowchart tool today thanks to its own optimization algorithm for different uses. When you choose the industry that you want to use flowcharts, Lucidchart will automatically find the right Template or have suggestions so that you can work in the best way. Lucidchart has a large data warehouse with lots of content so it will ensure to meet the needs of creating flowcharts from basic to advanced. Not only that, Lucidchart's design and also support direct printing quickly.

2. Gliffy



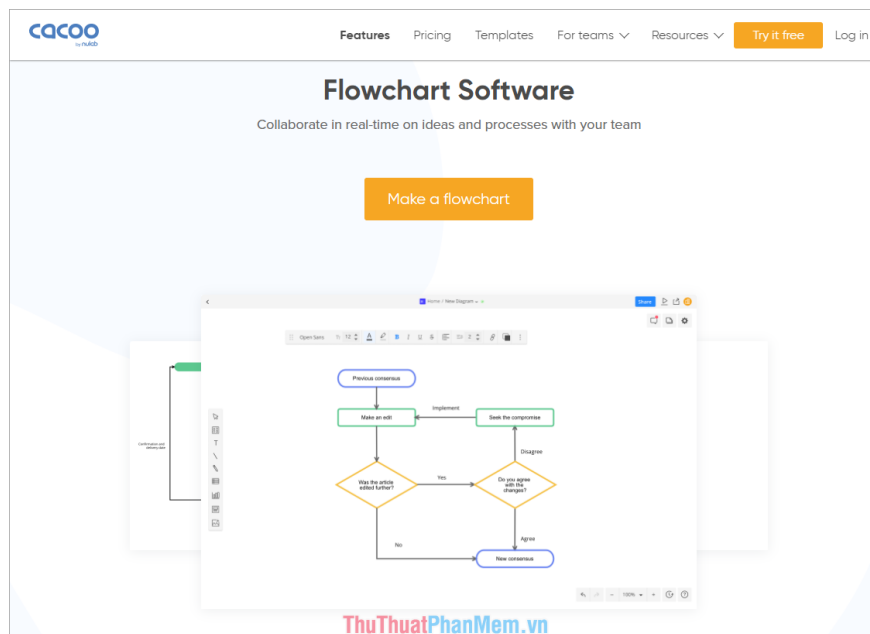
Gliffy - flowcharts support the most platforms today, you can use Online, Offline, on iOS, Android mobile devices. However, this is a paid software, so you can only try it for a limited time. But do not worry, when you share Gliffy on social networks, you will have a lot of time to try. Gliffy has an intuitive interface and is very modern when the tools are greatly simplified. If you need to find the most beautiful online flow charting tool, Gliffy is the first choice.

3. Draw.io



Draw has a simple interface but full of features to create a professional flowchart, the most outstanding feature of Draw is completely free. Free drawing does not mean that it will have few features, the features on Draw are not inferior to any paid Online flowchart tools.

4. Cacoo



If you like the modern working environment, useful features and beautiful flow interface, Cacoo will definitely not disappoint you. Cacoo's design team is made up of celebrities and they have come up with the best-designed product on the market today. The flowcharts created from Cacoo are beautiful and others will immediately see

the luxury and professionalism.

5. Creately

creately

Features Templates Pricing Resources [Sign Up](#) [Sign In](#)

The Simplest Way to Visualize Processes

Draw, diagram and collaborate with Creately.

- ✓ 1000's of Professional templates and shapes
- ✓ Intuitive drawing tools with precision control
- ✓ Seamless collaboration for teams and clients

[Start Drawing Now](#)

Our basic plan is free

Over 3 Million people, thousands of teams already use Creately

NASA ebay citi PayPal NATIONAL GEOGRAPHIC amazon
ThuThuatPhanMem.vn

Creately supports you to create the most accurate and scientific plan thanks to their tool system. Creately is a big partner and is proposed to be used by NASA, Ebay, Paypal, Amazone . On Creately, there are more than 1000+ different templates available for different types of jobs, topics, and information to meet. every need of the user. Especially, Creately is well optimized so they work very smoothly even on low-profile computer systems.

6. Diagram Editor

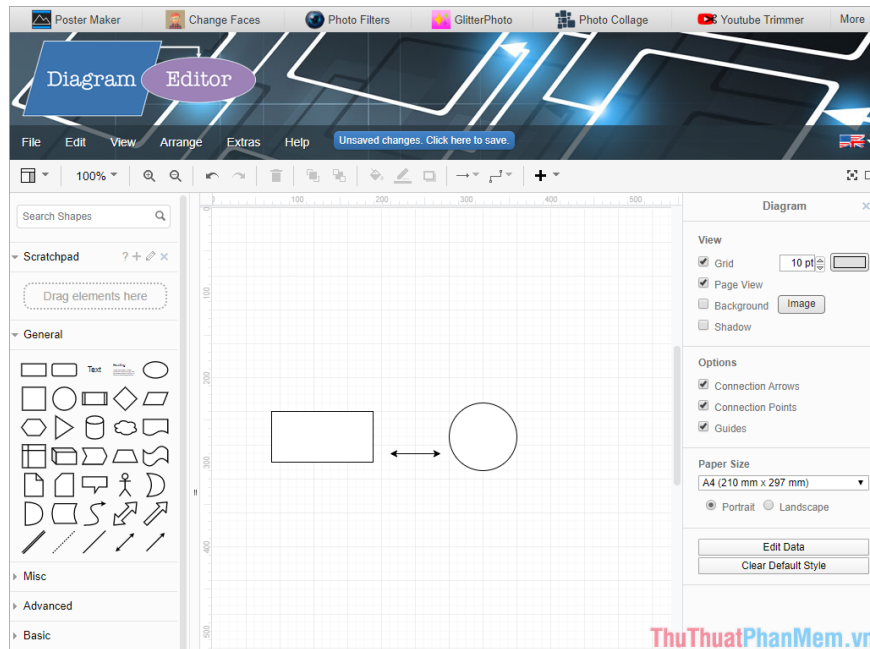


Diagram Editor is a free online flowchart tool for users with full basic features. Diagram Editor is used by many users thanks to its useful features and easy content editing quickly. However, there is no Template available on Diagram Editor so you cannot refer to many flowcharts. The flowchart you want to draw you will have to plan for each step and implement them.

7. Sketchboard

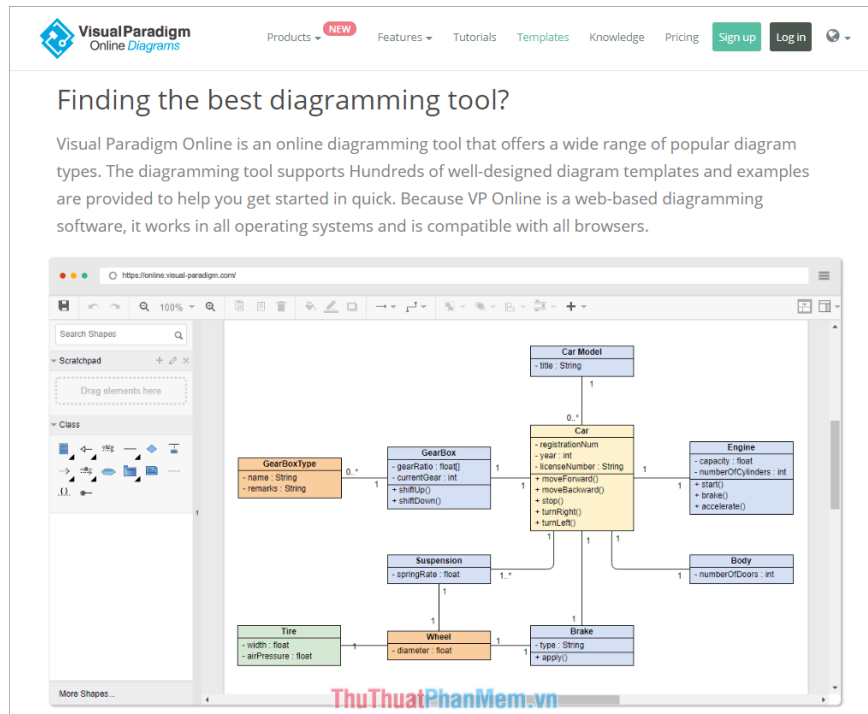
Web whiteboard for your ideas

Sketchboard is an infinite online whiteboard, powered by your team's ideas. Use diagrams, notes, images and screenshots to brainstorm ideas. Tailored for Software Development. Sketchboard makes online diagramming simple, fun and intuitive.

START DOING

Sketchboard is known as the best and most efficient flow charting tool. If you need to create remote flowcharts, Sketchboard will help you do that when the tool can synchronize data anytime and anywhere (just connected to the Internet). In addition, Sketchboard has many different template templates available for you to choose the right content, the topic that you want to create the flowcharts so that Logic is the most beautiful and most beautiful.

8. Visual Paradigm Online Diagrams



Visual Paradigm provides a huge database of Template data thanks to old users sharing their files for them to learn. Visual Paradigm tool has an intuitive and simple interface for users. If you do not know too much about the flowchart tools, then choose Visual Paradigm because it is too simple to work and create flowcharts.

9. Textografo

The screenshot shows the Textografo website with a navigation bar including 'Product Tour', 'Solutions', 'Diagrams', 'Integration', 'Pricing', 'GET STARTED NOW', and 'Log in'. The main content area features the headline '#Diagrams simplified' and 'Make flowcharts in minutes'. A 'GET STARTED NOW' button is accompanied by a '30-day money-back guarantee'. Below this is a video player with the text 'Watch the video to learn more'. A central image shows a laptop displaying a flowchart with a list of commands: '#start Just type', '#process Get diagrams', and '#decision Like it?'. The flowchart includes steps like 'Just type', 'Get diagrams', and a decision diamond 'Like it?'. Below the laptop, the text reads 'Create flowcharts & diagrams based on a simple textual syntax' and 'Stop struggling to connect and position shapes'. At the bottom, there are three icons with labels: 'Diagrams at lightning speed', 'Present with ThuThuatPhanMem.vn', and 'Involve everyone'.

Specialized Textografo is used to create the most modern and beautiful, simplest and most optimal Flat flowcharts. The features on Textografo are very simple, but it is strongly optimized to help users save a lot of time and effort. In addition, on Textografo you can enter data in the form of a tree branch for the system to automatically add to the flowchart and edit.

10. Online Diagramming Tool

The screenshot shows the Visual Paradigm website with a navigation bar including 'What's New', 'Features', 'Tutorials', 'Support', 'Pricing', 'Try Now', and 'Request Demo'. The main content area features the headline 'Draw diagrams online anytime and anywhere collaboratively with your team in cloud. Import diagrams from the cloud to the desktop for performing enterprise scale of modelling and analysis with model traceability, versioning and traceability. Visual Paradigm Online is a much better alternative to LucidChart, SmartDraw, Visio, Concept Draw, Creately, Gliffy and etc.' and a 'Try it Free' button. Below this is a screenshot of the Visual Paradigm Online interface showing a complex system architecture diagram. The diagram is organized into layers: 'Business Layer' (ArchSurance Back-Office System, ArchSurance CRM System, Home & Away Finance Application, Car Insurance Application, Legal Aid Back-Office System, Legal Aid CRM System), 'Application Layer' (ArchSurance Back-up Application Server, Home & Away ArchSurance Application Server, Car Application Server, Legal Aid Application Server), and 'Technology Layer' (Back-Office System Integration Project, Software Modification, Legacy Out-Phasing, CRM System Integration). The diagram shows various connections and dependencies between these components.

Diagramming Tool provides tools and data to meet the needs of creating Online flowcharts quickly and effectively. The software has a nice interface and relatively logical data system for users to refer. Diagramming Tool software also supports users to print directly on the tool without using other third-party software.

In this article, Software Tips has sent to you the Top 10 most beautiful and most effective Online flowchart tools. Good luck!

You finished reading the article "**Top 10 Online flowchart websites**" edited by the [TipsMake](#) team. We hope this article has provided you with many useful tech tips and tricks. You can search for similar articles on tips and guides. Thank you for reading and for following us regularly.
