

# Top 10 best computer screen recording software with sound

Screen recording helps create tutorials, archive lectures, record games, and record online meetings. Sharp image quality, clear sound, and flexible editing tools enhance the experience. Choosing the right software helps optimize work and share content easily.

**Computer screen video recording software** records what's happening on your screen, including cursor movements so you can create tutorial videos, demonstrate problems, or share knowledge, in many cases, screenshots or written instructions are not enough to convey what you want to say.

## *I - Some criteria for choosing software*

- Record the entire screen, a window or a specific area.
- Add webcam source to video.
- Record microphone and system audio simultaneously.
- Fast video export, easy to share.
- Simple interface, easy to use.

## *II. Top computer screen recording software*

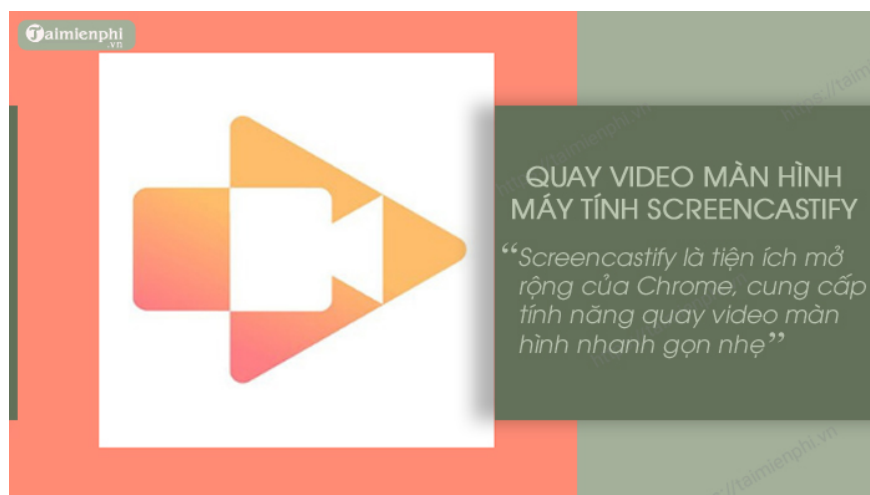
### *1. Camtasia*



Camtasia is a screen recorder with built-in video editing tools. You can record your entire screen, a window, or a custom region with audio. The software supports cropping, rotating, zooming, adding cursor effects, annotations, images, music, and interactive quizzes from a royalty-free library.

=> [Download Camtasia here](#)

## 2. Screencastify (Chrome)



Screencastify is a Chrome extension that records screen activity. It takes only 1-2 minutes to set up and can record with audio outside of the browser. While recording, you can add cursor effects and annotations. When you stop, the video opens in the web player and automatically uploads to Google Drive. You can also download or edit with simple trimming, splitting, and merging tools.

=> [Download Screencastify Here](#)

## 3. OBS Studio



OBS Studio allows you to record screen videos and live stream without time limits. This free, open-source software is used by many streamers and gamers. You can record your entire screen or a window, choose resolutions like HD, Full HD, and save in FLV, MP4, MKV formats. OBS Studio also supports live streaming to Twitch, YouTube, Facebook Live, and DailyMotion.

=> **Link to download the latest OBS Studio.**

#### ***4. Apowersoft Unlimited***



Apowersoft Unlimited includes 17 pieces of software, all of which can be launched from a single dashboard. The suite includes recording apps for Android and iPhone with rare customizations like resolution, bitrate, framerate, and camera. If you get the full suite, you can mirror your phone screen to your computer and record your webcam, microphone, PC audio, and mobile device simultaneously.

=> **Link to download the latest Apowersoft Unlimited.**

#### ***5. ScreenFlow***



ScreenFlow is a professional screen recording software with many useful features. It provides a library of more than 500,000 images, sounds, videos and supports high-resolution recording. The Styles tool helps save audio and image settings for each object, while Templates allow you to insert and pre-configure parts such as intro and outro, saving time.

=> **Download ScreenFlow for Mac here.**

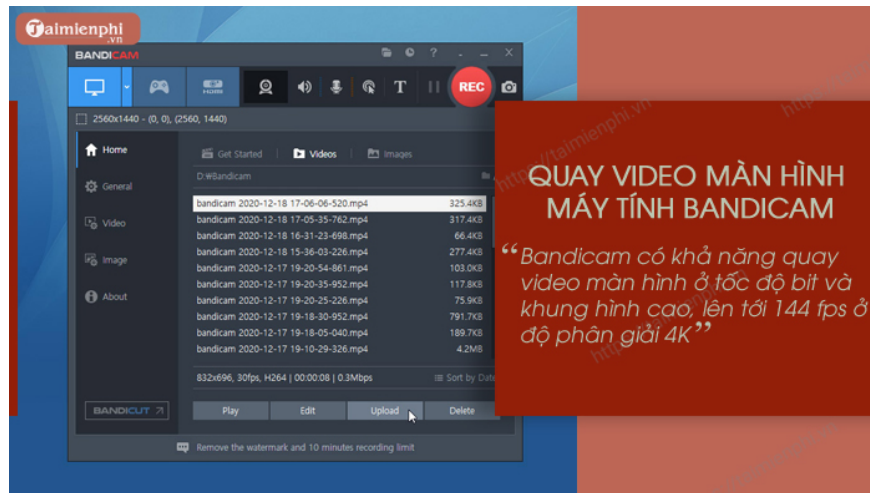
## 6. *Movavi Screen Recorder Studio*



Record your webinars or livestreams without sitting in front of your computer with Movavi Screen Recorder Studio. The software allows you to schedule recordings, set start and end times, and set duration limits. Once finished, your computer can automatically shut down or go to sleep. Built-in editing tools make it easy to perfect your videos.

=> **Download Movavi Screen Recorder Studio here.**

## 7. *Bandicam*



The popularity of eSports has led to most recording software supporting game casting, and Bandicam is one of the top choices. This software records at high frame rates, up to 144 fps in 4K resolution. Thanks to compression technology, the recording is small in size but still maintains high quality. Supports recording of the entire screen, window or a certain area with audio from the computer and microphone.

=> **Bandicam download link here.**

## 8. FlashBack Pro



FlashBack Pro has an old-school interface, but its audio editing tools are remarkable. When recording your screen, the software helps deal with issues like static and echo. You can increase or decrease the volume, filter out background noise, and balance the audio between your microphone and your PC with just a few taps.

- **FlashBack Pro download link here.**


## 9. CloudApp



CloudApp automatically uploads recordings to the cloud for quick sharing. Integrating with Zapier, it automatically sends videos to Trello, Google Sheets, or Slack. CloudApp supports full-screen or custom region recording, along with basic editing tools like cropping and trimming videos.

=> [Download CloudApp Here](#)

## 10. Zappy



When you need to shoot a quick video without editing, Zappy is the way to go. The software allows you to record voice overs through the microphone. While there are no video editing tools, you can still add arrows, boxes, text, and blurs as you shoot.

=> [Download Zappy for Mac here](#)

## III - Evaluation

The best screen recording software is one that saves you time and helps you create engaging content. Before choosing, consider your purpose and audience. The above options are all free or have free trials, so you can try them out before you decide. TipsMake has also clearly noted which needs each software is suitable for.

Above are the top computer screen recording software with the best sound today that you can use to create tutorial videos, technical support or share the gaming process. Hopefully with the information shared, you can easily have the most ideal choice for yourself.

You finished reading the article "**Top 10 best computer screen recording software with sound**" edited by the [TipsMake](#) team. We hope this article has provided you with many useful tech tips and tricks. You can search for similar articles on tips and guides. Thank you for reading and for following us regularly.