

Tips to retrieve Zalo account after being hacked


If you accidentally hacked your account or use your personal phone number to register services like Zalo, you can apply the following tips to get your account back.

Today Zalo has become one of the most familiar and widely used social networks in Vietnam. Zalo application gives users basic features such as sending messages, images, calling, selling online, searching for friends around . Zalo is growing and expanding its scope of activities Its with many interesting features. Like many other applications, the Zalo account is also very likely to be hacked by others. So in this case, what do you need to do to get your account back in time?

1. Instructions to log out of Facebook remotely when hacked account

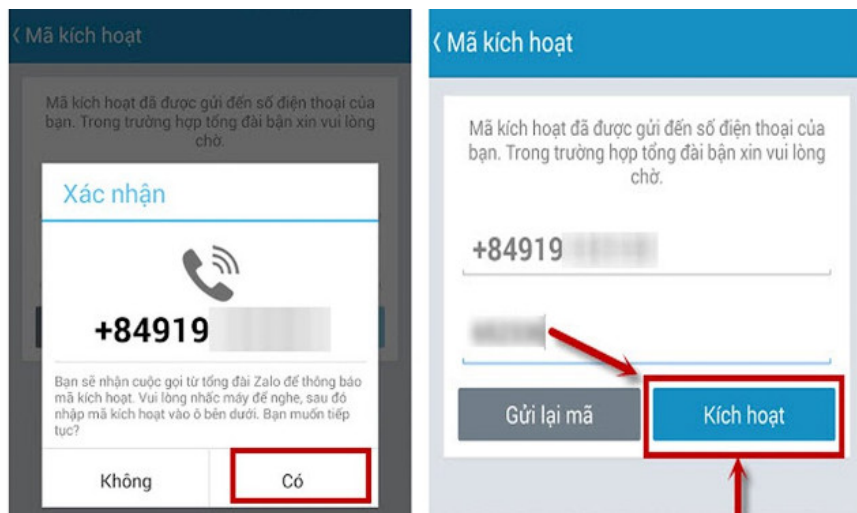
How to retrieve Zalo account when hacked

Step 1:



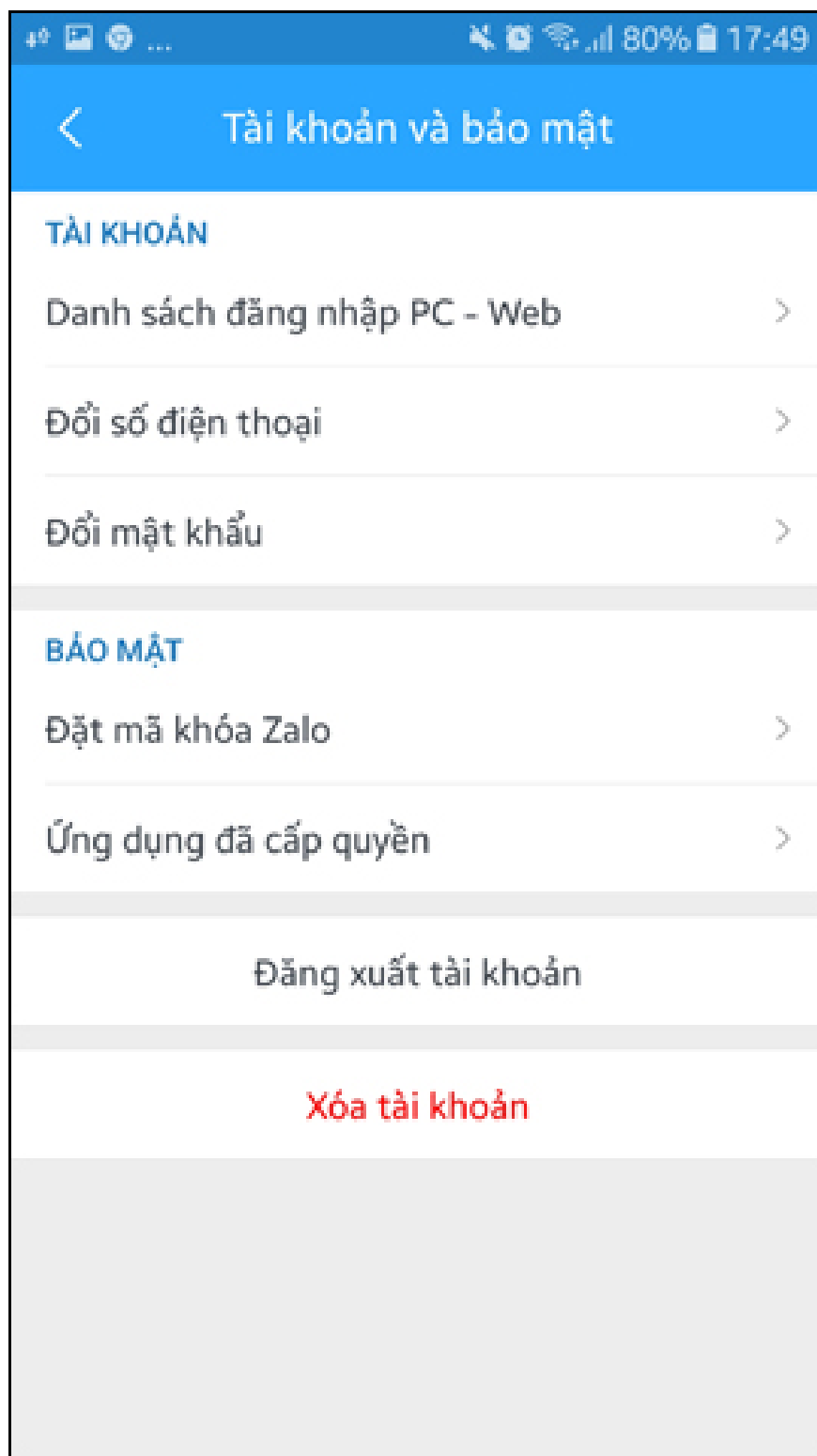
When hacked Zalo account, you should proceed to delete the old Zalo application and install the new Zalo application on your smartphone. When installing, you should pay attention to choosing the right version of the operating system you are using.

Step 2:



Open the Zalo app, click the option to Retrieve password and re-enter the phone number you originally registered. After logging in, wait a few minutes for the system to proceed to verify the user account. At that time, users only need to change the password to be stronger (including uppercase, lowercase letters, numbers and special characters).

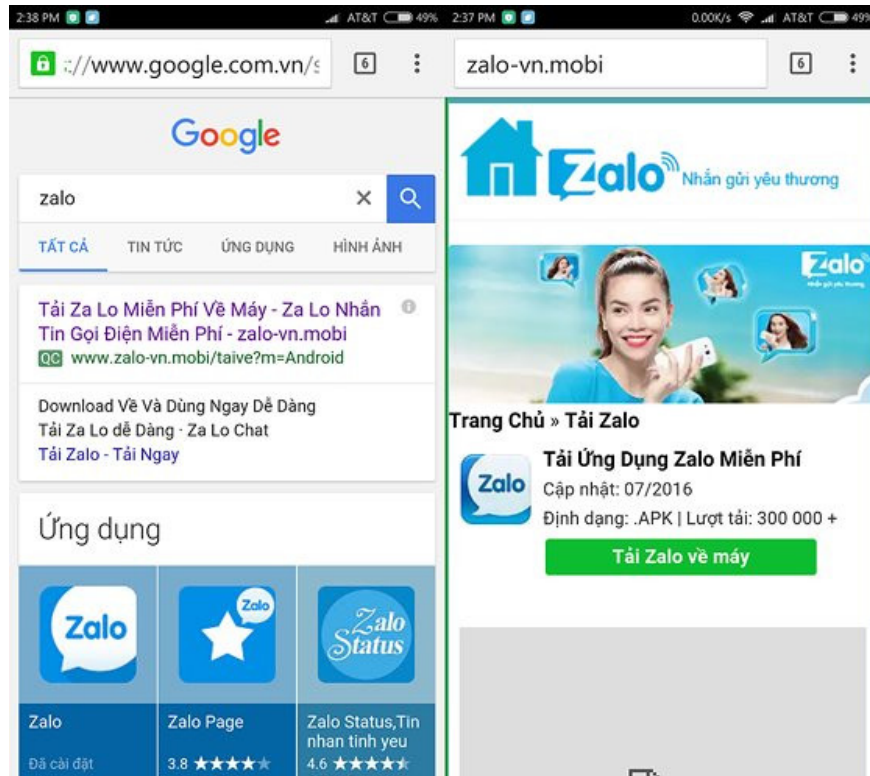
In case your phone number has been taken advantage of by others to register another Zalo account, you only need to do the same steps as above. Next, click on the **three dots mark** icon on the right under the phone screen and select **Settings** -> **Accounts and security** -> **Delete account** (similar to the picture below).



After completing these operations, you need to wait for 3 days for the official confirmation system to delete the account. Now you just need to create a new account with your phone number.

The habit of installing 'pagodas' of paid applications with APK files is the leading cause of users losing accounts and losing money unfairly. Accordingly, crooks will upload malicious parts and buy Google ads so that the website is always at the top of search results, when users download and install, they will immediately be charged

15,000-30,000 VND.



According to the writer's test, when searching for popular software like Zalo and Facebook with a browser on smartphones, most of the malicious websites will be on the top and have the word QC (advertising) included. If you accidentally download and install the APK files, your phone will immediately be infected with Trojan, automatically send a message to the beginning of service number 8775, if you agree then the account will immediately "evaporate" 30,000. copper by application requires activation up to twice.

Above we have instructed you how to get back your Zalo account and why Zalo account was hacked.

If you find it helpful, don't forget to share the article for many people to know or leave a comment when having trouble using it.

Maybe you are interested:

1. How to backup and restore Zalo messages on Android phones
2. Instructions to delete and revoke messages on Zalo
3. Instructions to review old messages on Zalo

You finished reading the article "**Tips to retrieve Zalo account after being hacked**" edited by the [TipsMake](#) team. We hope this article has provided you with many useful tech tips and tricks. You can search for similar articles on tips and guides. Thank you for reading and for following us regularly.