

Tips to know to survive in ARK: Survival Evolved

Essential tips to survive in ARK: Survival Evolved, Important tips to know to survive in ARK: Survival Evolved - survival game among dinosaurs


ARK: Survival Evolved may seem like a simple survival simulation game on the surface, but it's actually a web of complex systems as players craft, build, tame, breed, and gather resources. original.

In every survival game, it is very important to equip some tips to survive, especially with games that require players to fight both dinosaurs and humans like ARK: Survival Evolved.

If you're having trouble starting the game, read on to learn some helpful tips when confronting dinosaurs in Ark: Survival Evolved.

In addition, ARK: Survival Evolved is currently free on Steam, so quickly experience one of the most popular survival simulation games today.

Collect resources quickly



As with any survival game, the first thing players need to do if they want to survive in ARK: Survival Evolved is gather resources. The first things to stock up are a roof and rocks.

Players need to punch trees to get cover and collect rocks by picking them up from the ground. Other important resources are wood, flint, and fiber. Fiber can be found by hand-harvesting plants, but getting flint and wood will require some tools.

Use the right tools



Players will need to craft some tools if they want to collect all available resources. An ax and a sharp hammer are necessary but not enough, as gamers need to know where to use them.

If you use an ax on a tree, you will get wood, but if you use a sharp hammer, you will get a roof. With rocks, smashing them with an ax will yield the stone, while using a small hammer will yield some flint. Pay attention to the tool in use and the location, then experiment with all of them to see what items it brings.

Choose the right Engram

When leveling up in ARK: Survival Evolved, players will receive Engram points. They can be used to unlock new recipes and enable equipment upgrades.

Everyone should prioritize the essentials as it may not be possible to unlock all the tools. Prioritize choosing Stone Hatchet, Spear and Campfire. All these will help to survive and grow stronger in this survival game.

Kill the small animals



Even if you don't want to, players still have to do this to survive in a world full of dangers lurking to destroy themselves. Small animals are easy to find and a good source of items. After a while, gamers can invest in better tools and start hunting bigger prey.

Build a shelter for the night

The nights at ARK: Survival Evolved are really tough and a big challenge for every gamer. The character can die before seeing the sunrise if not careful and prepared.

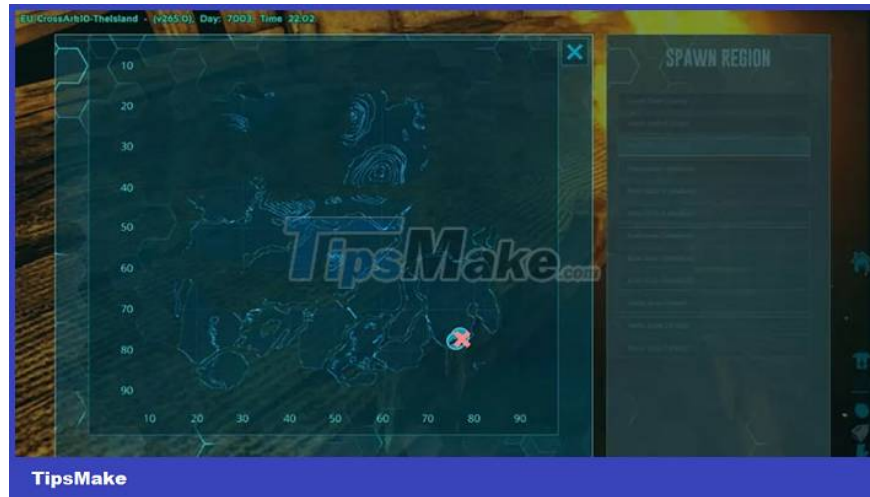
Therefore, make sure to build yourself a base, shelter before night falls. Shelters don't have to have four walls, or a solid house, but there needs to be a way to keep the temperature warm, or people will die from the extreme cold here.

Stay away from the beach



When ready to create a permanent shelter, it is best for players to avoid building anywhere that is easily visible and that means moving away from the beaches. First of all, this makes players less likely to be detected, ensuring greater safety. In addition, it is advisable to stay near a place with a lot of resources so that you can spend some time building up your inventory and becoming stronger.

Set up a multi-bed system




Beds are an essential part of a player's life in ARK: Survival Evolved. The bed acts as a respawn point, while also allowing for quick movement. Establishing a network of beds around the world is well worth it. However, it should be noted that if you move quickly with a bed, the player will leave his loot wherever he jumps off.

Join a tribe



The best way to survive in any world is to seek help, so players should try joining a tribe as soon as possible. Of course, people can always form their own group, but it is easier to join an existing and already working tribe. This system works like a clan in any other online game and the tribe will be able to help players grow faster.

Taming the animals



If the player can make friends with some animals, survival in this game will be a little easier. Each animal will have a different set of skills, so befriending them is always worth doing. To really tame animals, gamers first need to defeat them and then feed them.

Back to where I died

Players will die many times in ARK: Survival Evolved because that's natural in survival games. However, dying is not the end because everyone will be reborn but no longer have any items with them.



Fortunately, the player can still get those loot if they can go back to the place where they died and pick up the abandoned bag. Just keep in mind that the first time you get killed by something, and if you die again without picking up the bag, it will disappear forever.

You finished reading the article "**Tips to know to survive in ARK: Survival Evolved**" edited by the [TipsMake](#) team. We hope this article has provided you with many useful tech tips and tricks. You can search for similar articles on tips and guides. Thank you for reading and for following us regularly.